



US00D640831S

(12) **United States Design Patent**  
**Watson**

(10) **Patent No.:** **US D640,831 S**  
(45) **Date of Patent:** **\*\* Jun. 28, 2011**

(54) **PORTION OF A SHAVING RAZOR**

(75) Inventor: **Brian Patrick Watson**, Albion, RI (US)

(73) Assignee: **The Gillette Company**, Boston, MA (US)

(\*\*) Term: **14 Years**

(21) Appl. No.: **29/379,097**

(22) Filed: **Nov. 15, 2010**

(51) **LOC (9) Cl.** ..... **28-03**

(52) **U.S. Cl.** ..... **D28/47**

(58) **Field of Classification Search** ..... D28/44-48;  
30/32, 22.05, 34.1-34.2, 41, 44-46, 47-51,  
30/57-58, 77-84, 526-539, 346.5-346.56,  
30/346.61, 32.05, 346.613

See application file for complete search history.

(56) **References Cited**

**U.S. PATENT DOCUMENTS**

D534,688 S \* 1/2007 Provost et al. .... D28/48  
D563,045 S \* 2/2008 Provost et al. .... D28/48  
D563,046 S \* 2/2008 Provost et al. .... D28/48  
D616,607 S \* 5/2010 Ramm et al. .... D28/48

**OTHER PUBLICATIONS**

U.S. Appl. No. 29/368,363, filed Aug. 23, 2010, Brian P. Watson.  
U.S. Appl. No. 29/378,192, filed Nov. 1, 2010, Brian P. Watson et al.

U.S. Appl. No. 29/379,091, filed Nov. 15, 2010, Brian P. Watson et al. Schick Quattro for Women Disposable Razor, "For Her," <http://www.brandpower.com/aus/spotlight.asp?id=817> (under "For Her" Tab) (accessed on Dec. 8, 2010) (1 page).

Schick Quattro Titanium for Men Disposable Razor, "For Him," <http://www.brandpower.com/aus/spotlight.asp?id=817> (under "For Him" Tab) (accessed on Dec. 8, 2010) (1 page).

\* cited by examiner

*Primary Examiner* — Jennifer Rivard

(74) *Attorney, Agent, or Firm* — Austin P. Wang; Kevin C. Johnson; Steven W. Miller

(57) **CLAIM**

The ornamental design for a portion of a shaving razor, as shown and described.

**DESCRIPTION**

FIG. 1 is a perspective view of a portion of a shaving razor of the present invention;

FIG. 2 is a top view thereof;

FIG. 3 is a bottom view thereof;

FIG. 4 is a right view thereof;

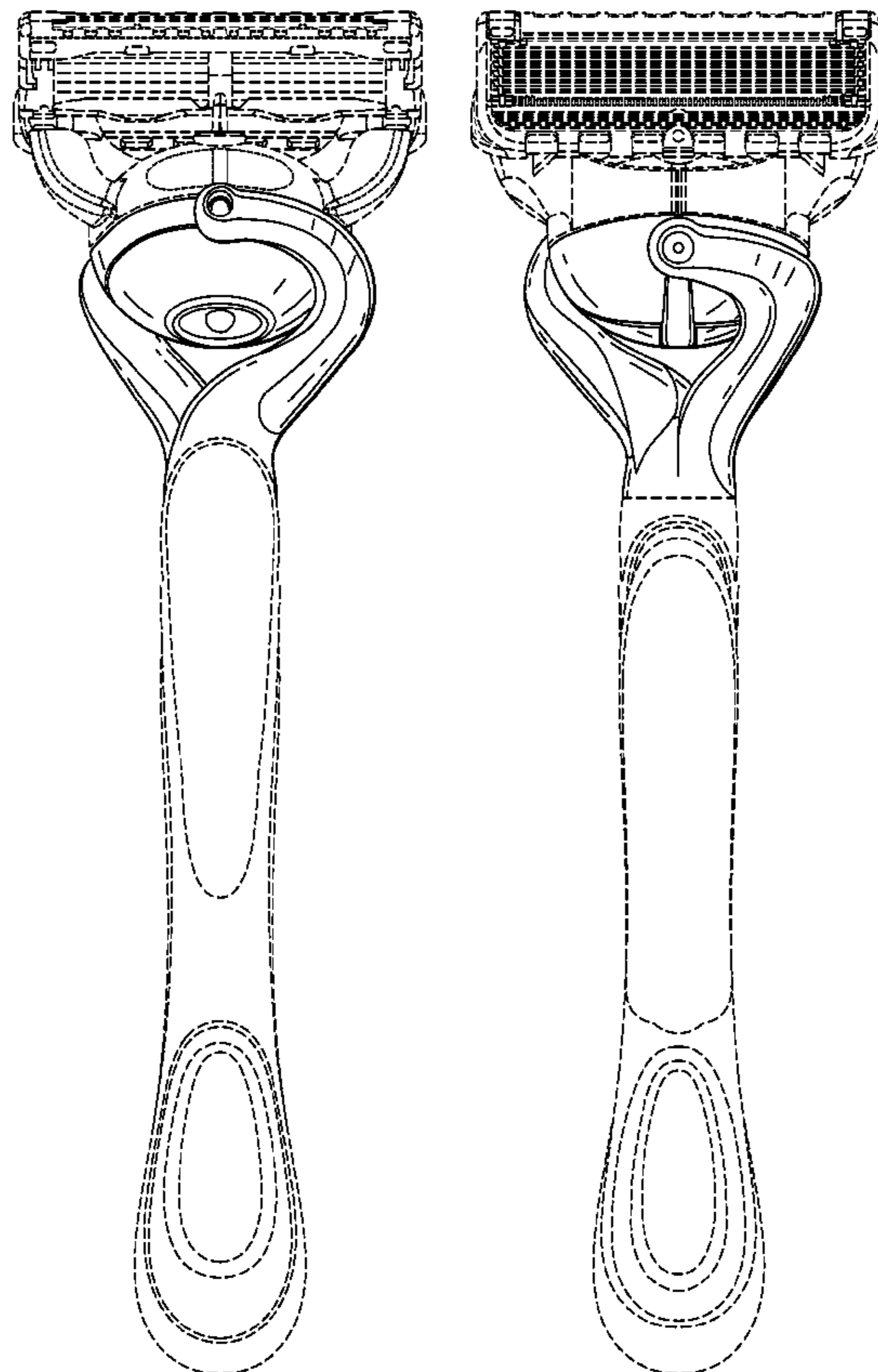
FIG. 5 is a left view thereof;

FIG. 6 is a front view thereof; and,

FIG. 7 is a rear view thereof.

The broken lines which connect the ends of the existing full line disclosure define the bounds of the claimed design. All other broken lines are for illustrative purposes only. None of the broken lines forms part of the claimed design.

**1 Claim, 4 Drawing Sheets**



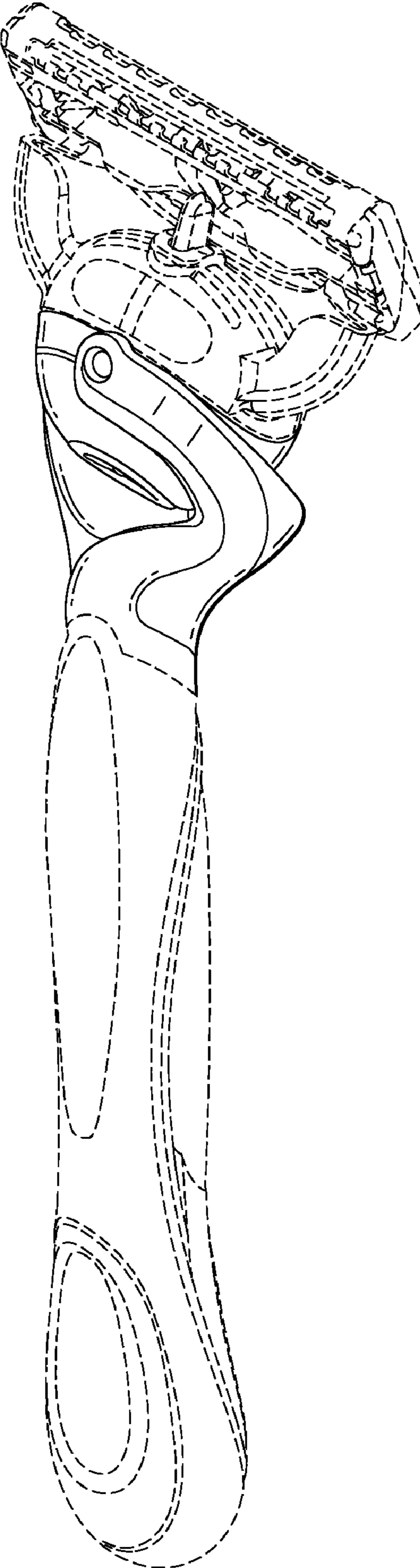


FIG. 1

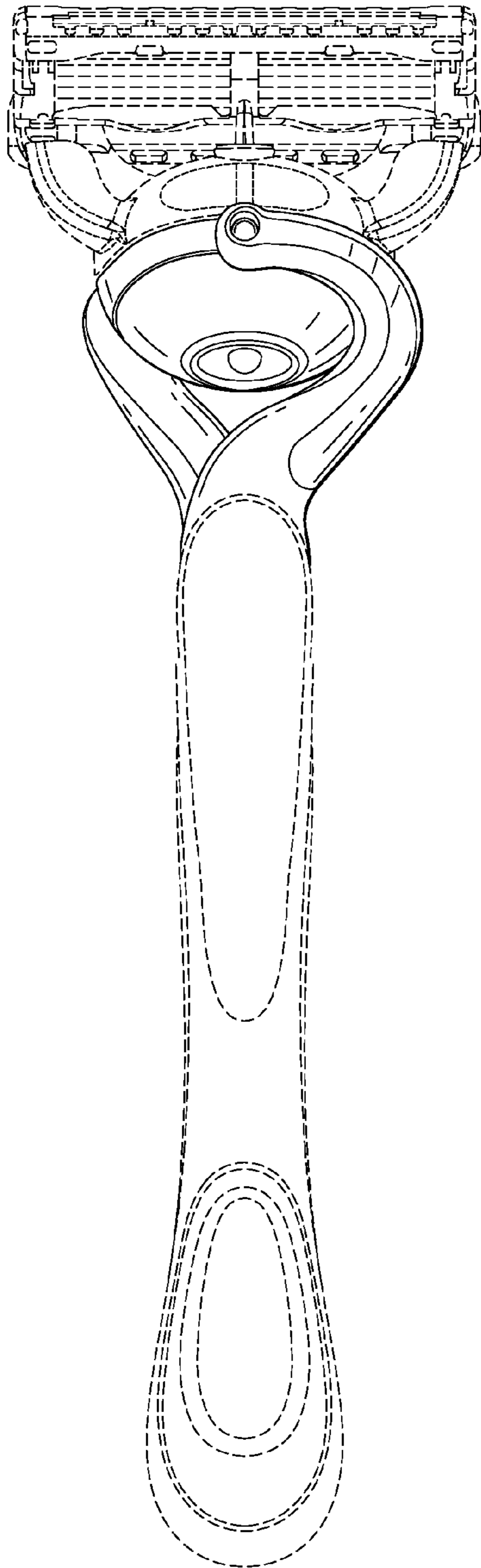


FIG. 2

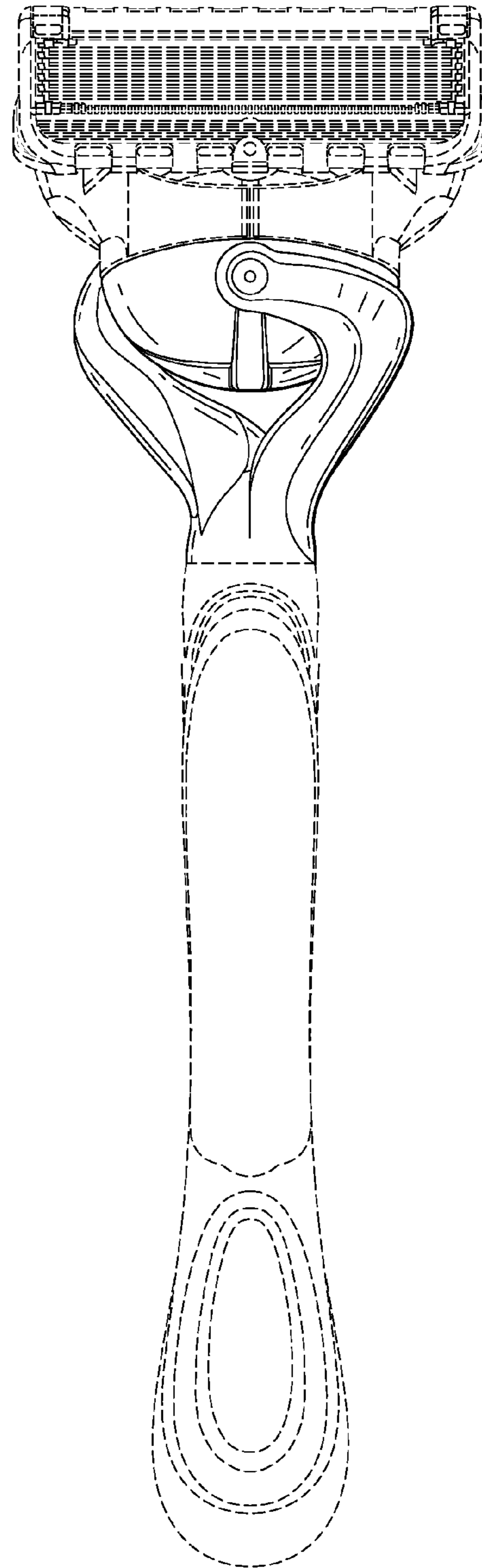


FIG. 3

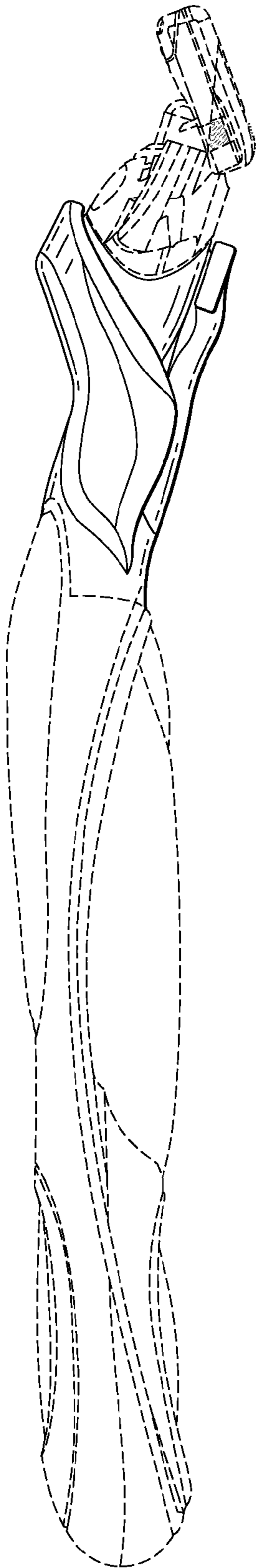


FIG. 4

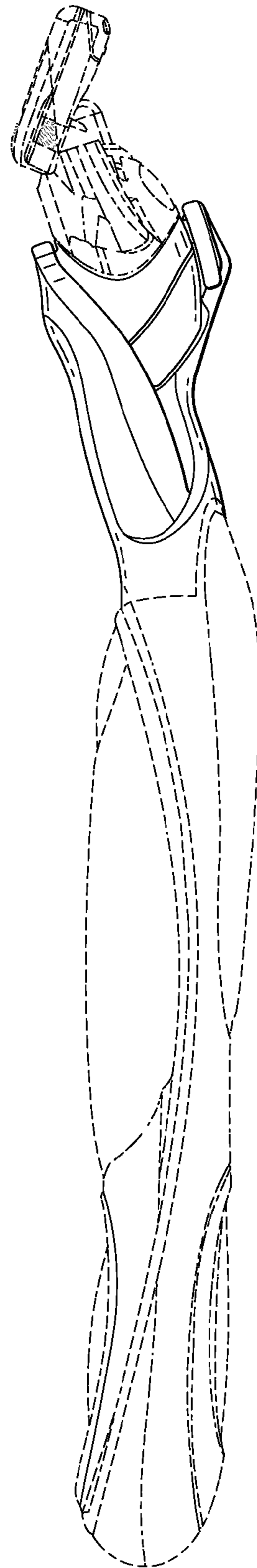


FIG. 5



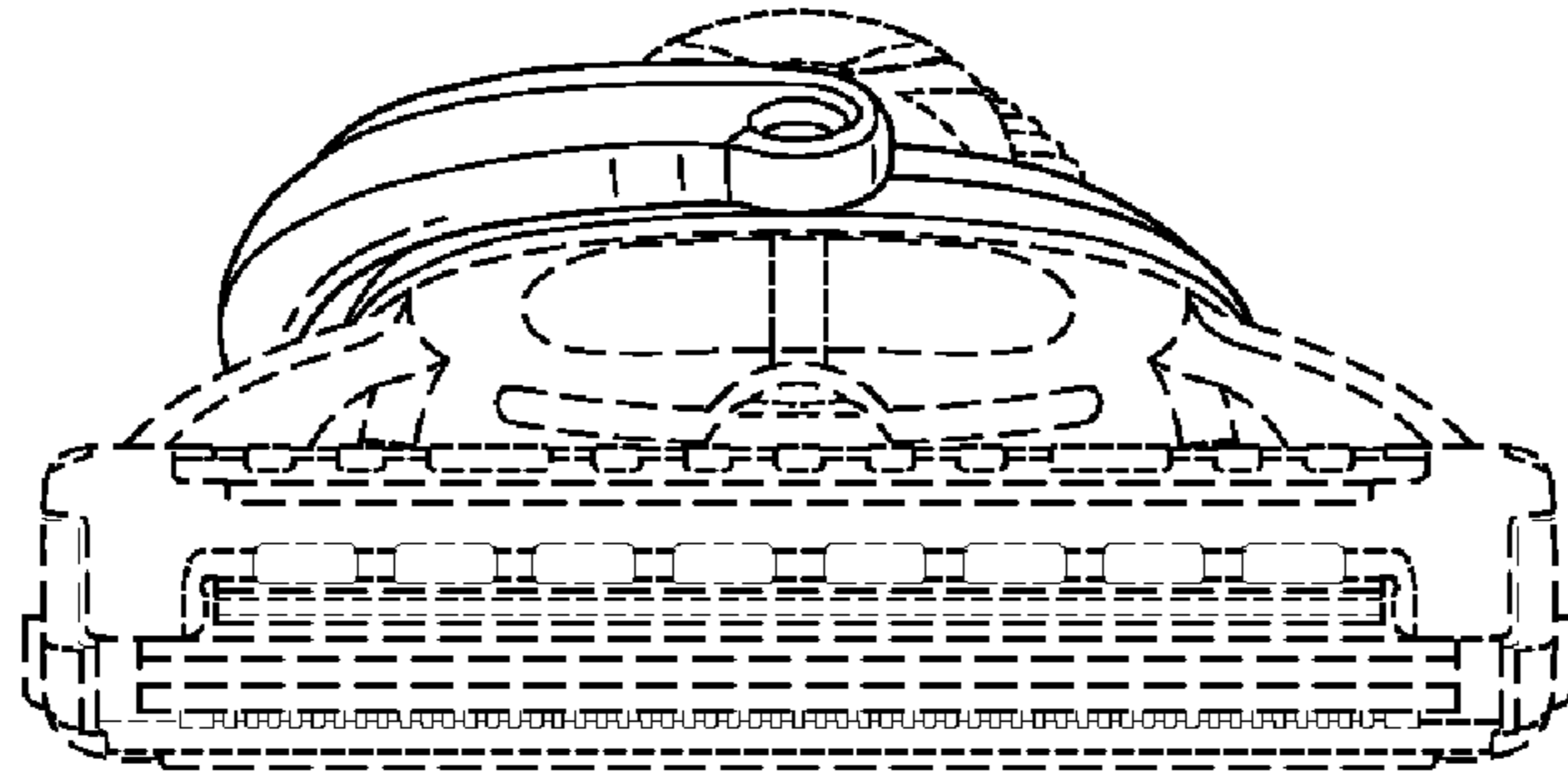


FIG. 6

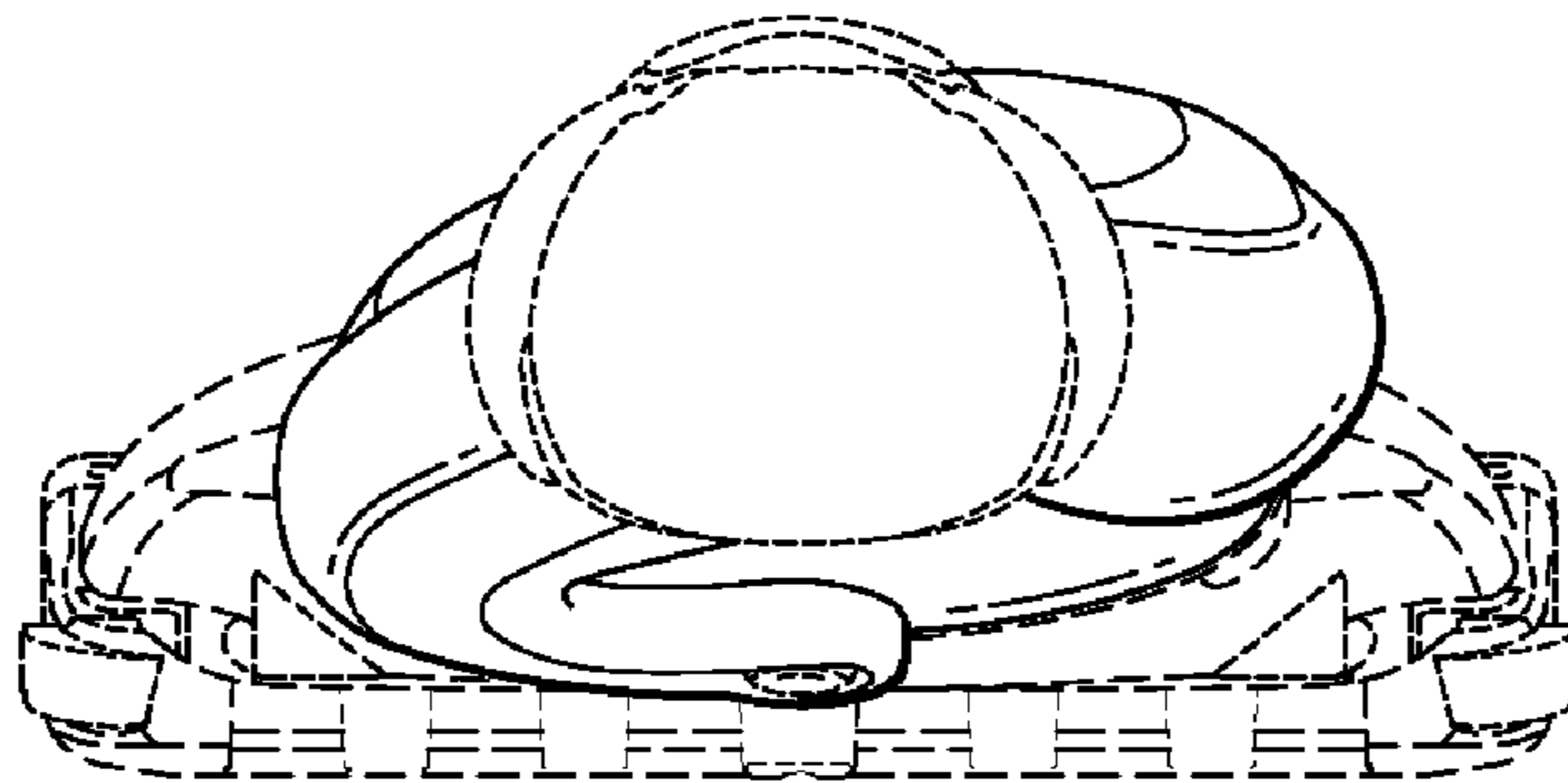


FIG. 7