



US00D640830S

(12) **United States Design Patent**  
**Watson et al.**

(10) **Patent No.:** **US D640,830 S**  
(45) **Date of Patent:** **\*\* Jun. 28, 2011**

(54) **PORTION OF A SHAVING RAZOR**

(75) Inventors: **Brian Patrick Watson**, Albion, RI (US);  
**Matthew Frank Murgida**, Somerville,  
MA (US); **Patrick Francis McNally**,  
Pawtucket, RI (US)

(73) Assignee: **The Gillette Company**, Boston, MA  
(US)

(\*\*) Term: **14 Years**

(21) Appl. No.: **29/378,192**

(22) Filed: **Nov. 1, 2010**

(51) **LOC (9) Cl.** ..... **28-03**

(52) **U.S. Cl.** ..... **D28/47**

(58) **Field of Classification Search** ..... D28/44-48;  
30/32, 22.05, 34.1-34.2, 41, 44-46, 47-51,  
30/57-58, 77-84, 526-539, 346.5-346.56,  
30/346.61, 2.05

See application file for complete search history.

(56) **References Cited**

**U.S. PATENT DOCUMENTS**

D534,688 S *	1/2007	Provost et al. ....	D28/48
D563,045 S *	2/2008	Provost et al. ....	D28/48
D563,046 S *	2/2008	Provost et al. ....	D28/48
D616,607 S *	5/2010	Ramm et al. ....	D28/48

**OTHER PUBLICATIONS**

Schick Quattro for Women Disposable Razor, "For Her," <http://www.brandpower.com/aus/spotlight.asp?id=817> (under "For Her" Tab) (accessed on Dec. 8, 2010) (1 page).

Schick Quattro Titanium for Men Disposable Razor, "For Him," <http://www.brandpower.com/aus/spotlight.asp?id=817> (under "For Him" Tab) (accessed on Dec. 8, 2010) (1 page).

U.S. Appl. No. 29/368,363, Aug. 23, 2010, Brian P. Watson.

U.S. Appl. No. 29/379,091, Nov. 15, 2010, Brian P. Watson et al.

U.S. Appl. No. 29/379,097, Nov. 15, 2010, Brian P. Watson.

\* cited by examiner

*Primary Examiner* — Jennifer Rivard

(74) *Attorney, Agent, or Firm* — Austin P. Wang; Kevin C. Johnson; Steven W. Miller

(57) **CLAIM**

The ornamental design for a portion of a shaving razor, as shown and described.

**DESCRIPTION**

FIG. 1 is a perspective view of a portion of a shaving razor of the present invention;

FIG. 2 is a top view thereof;

FIG. 3 is a bottom view thereof;

FIG. 4 is a right view thereof;

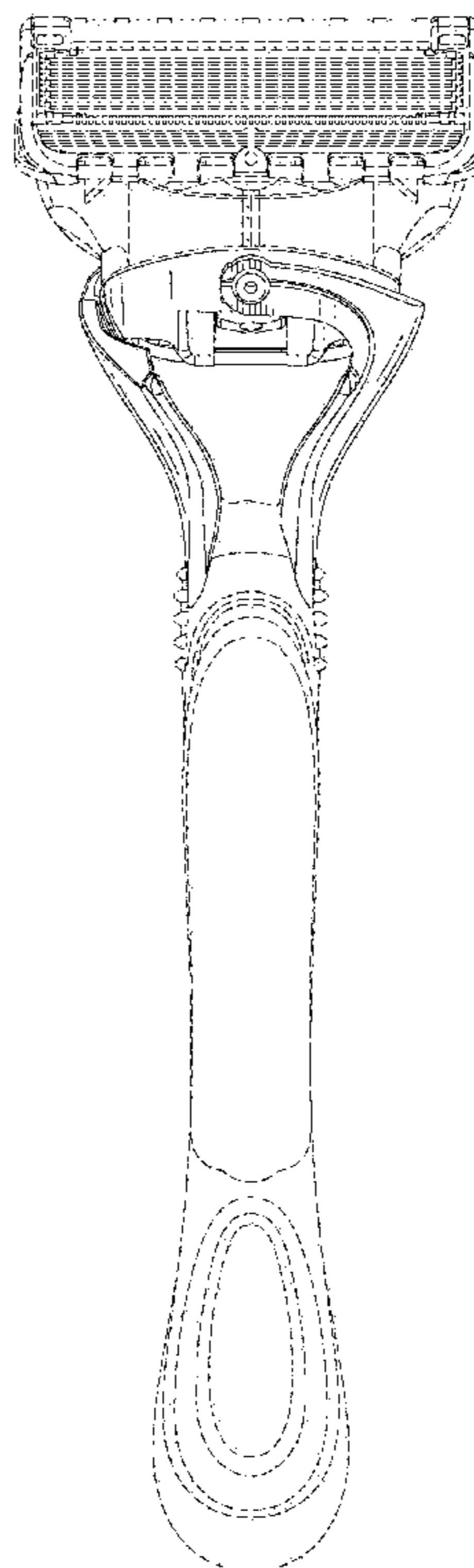
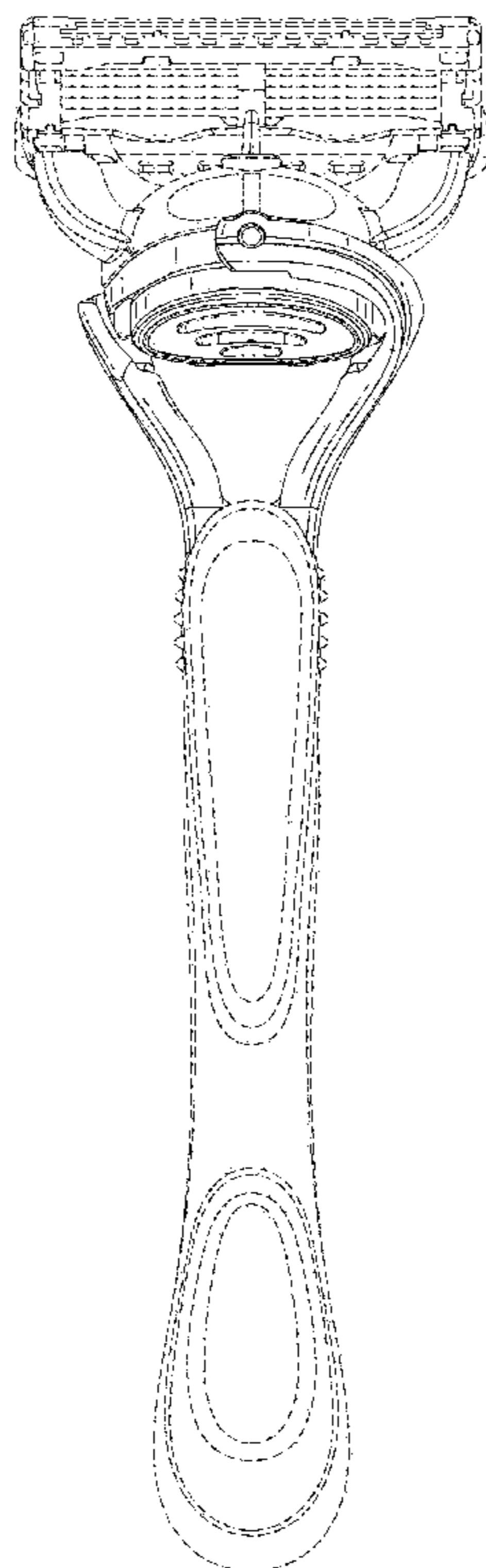
FIG. 5 is a left view thereof;

FIG. 6 is a front view thereof; and,

FIG. 7 is a rear view thereof.

The broken lines are shown for illustrative purposes only and form no part of the claimed design.

**1 Claim, 4 Drawing Sheets**



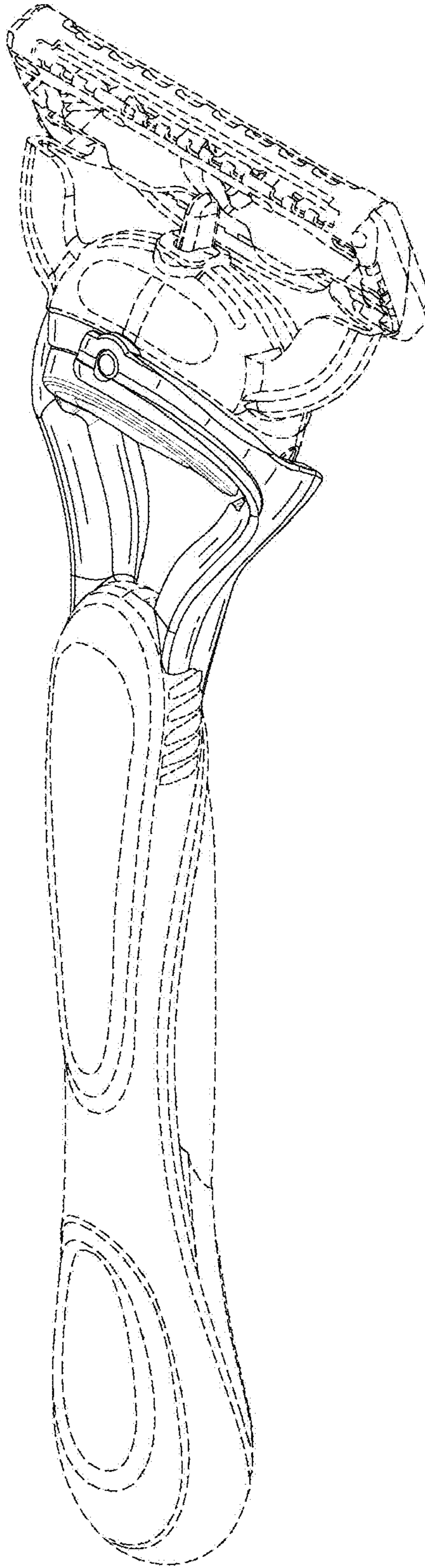


FIG. 1

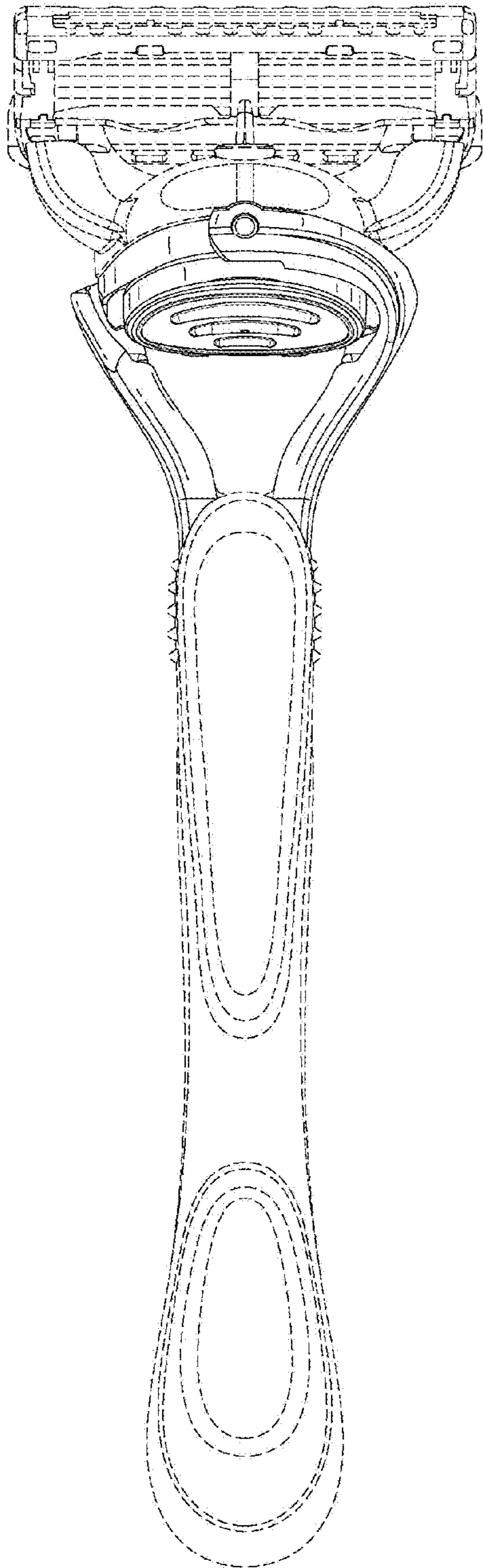


FIG. 2

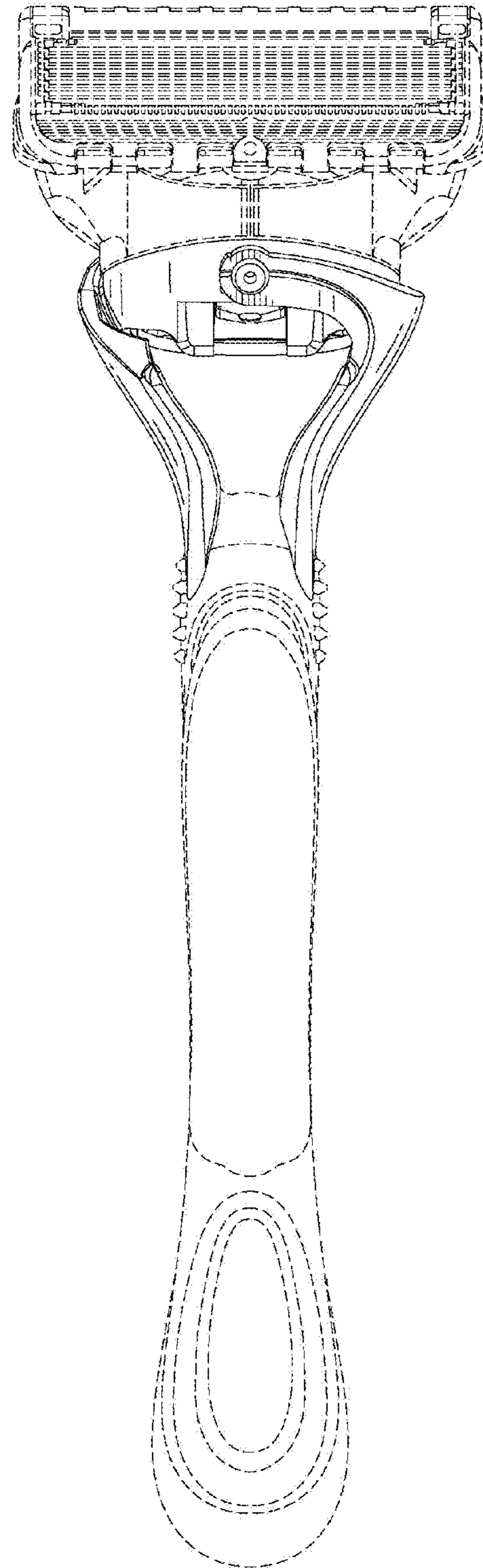


FIG. 3

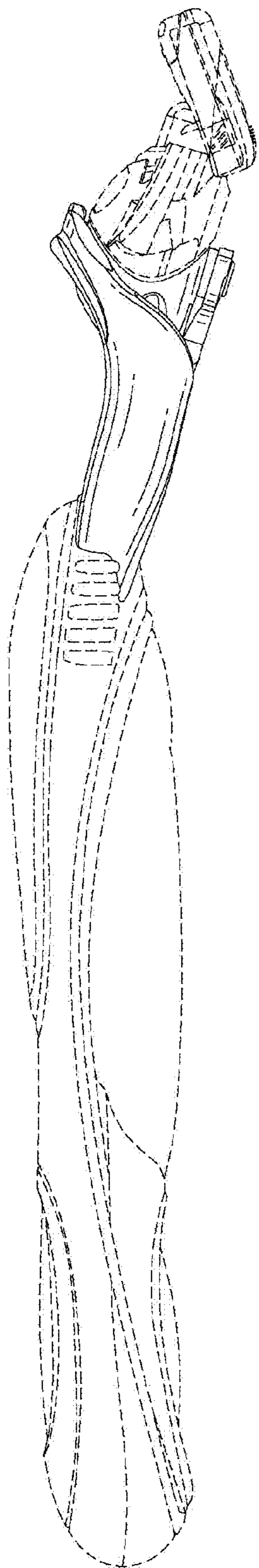


FIG. 4

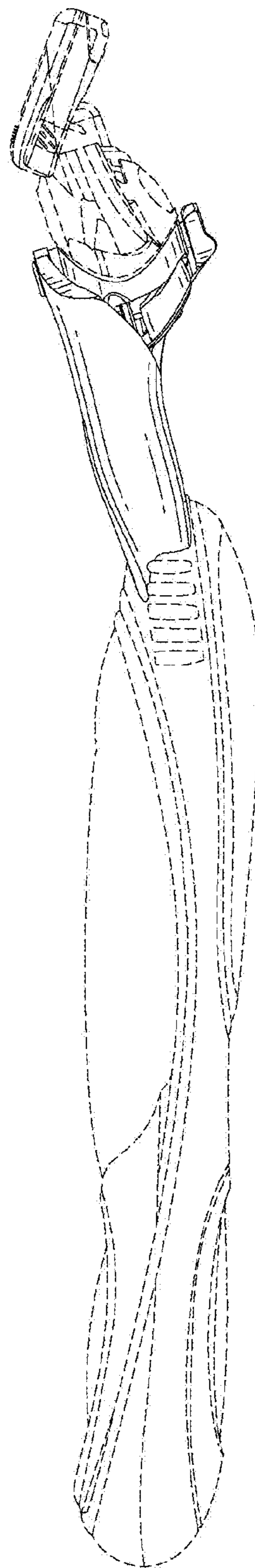


FIG. 5

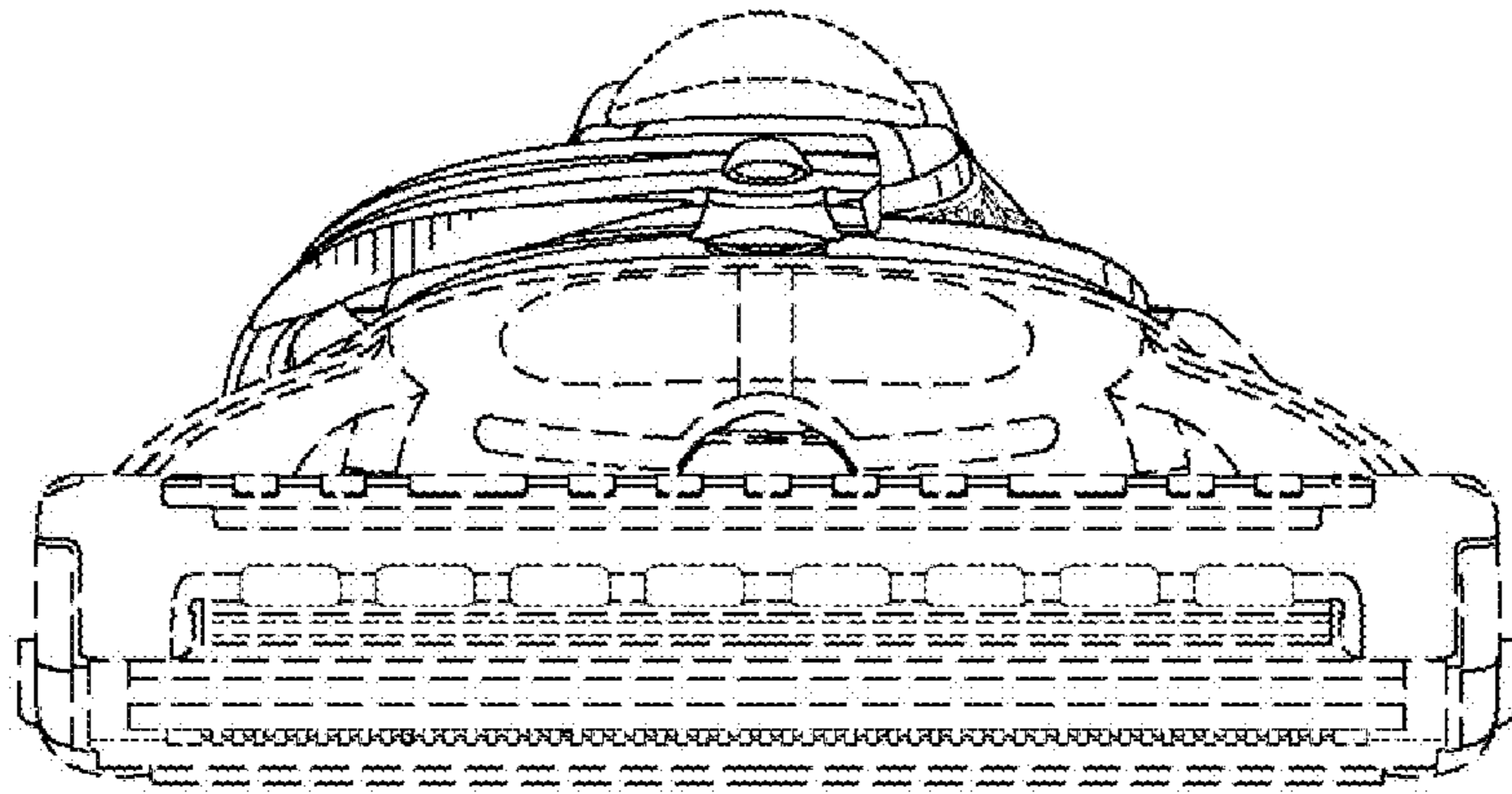


FIG. 6

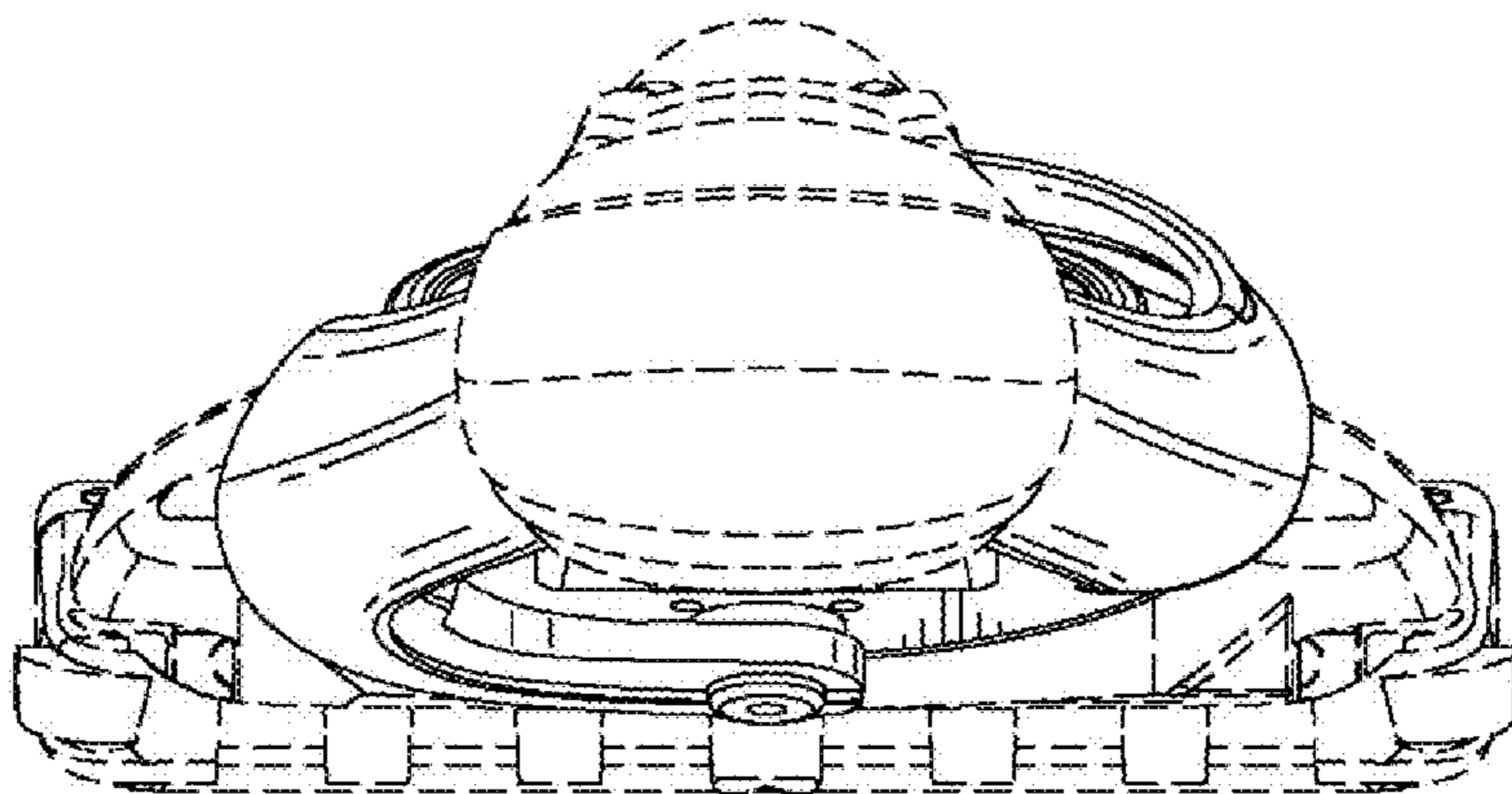


FIG. 7