



US00D640829S

(12) **United States Design Patent**
Tsai

(10) **Patent No.:** **US D640,829 S**

(45) **Date of Patent:** **** Jun. 28, 2011**

(54) **HAIR CLIP**

(76) Inventor: **Kai-Mou Tsai**, Taipei (TW)

(**) Term: **14 Years**

(21) Appl. No.: **29/382,789**

(22) Filed: **Jan. 7, 2011**

(51) **LOC (9) Cl.** **28-03**

(52) **U.S. Cl.** **D28/40; D28/42**

(58) **Field of Classification Search** D28/21-34,
D28/39-43; 132/101, 126, 128-131, 144,
132/148, 219, 275-284; D19/34, 65
See application file for complete search history.

(56) **References Cited**

U.S. PATENT DOCUMENTS

D148,461	S	*	1/1948	D'Alberto	D28/40
2,883,993	A	*	4/1959	Laughton	132/277
D203,095	S	*	11/1965	Schroeder	D28/40
D292,327	S	*	10/1987	Kalichman	D28/40
D452,881	S	*	1/2002	Chien	D19/65

D464,465	S	*	10/2002	Yasuda	D28/40
D480,509	S	*	10/2003	Yasuda	D28/40
D592,803	S	*	5/2009	Tsai	D28/39
D626,690	S	*	11/2010	Hsu	D28/42

* cited by examiner

Primary Examiner — Zenia I Bennett

(74) *Attorney, Agent, or Firm* — Rosenberg, Klein & Lee

(57) **CLAIM**

The ornamental design for a hair clip, as shown and described.

DESCRIPTION

FIG. 1 is a perspective view of a hair clip showing my new design;

FIG. 2 is a top plan view thereof;

FIG. 3 is a bottom plan view thereof;

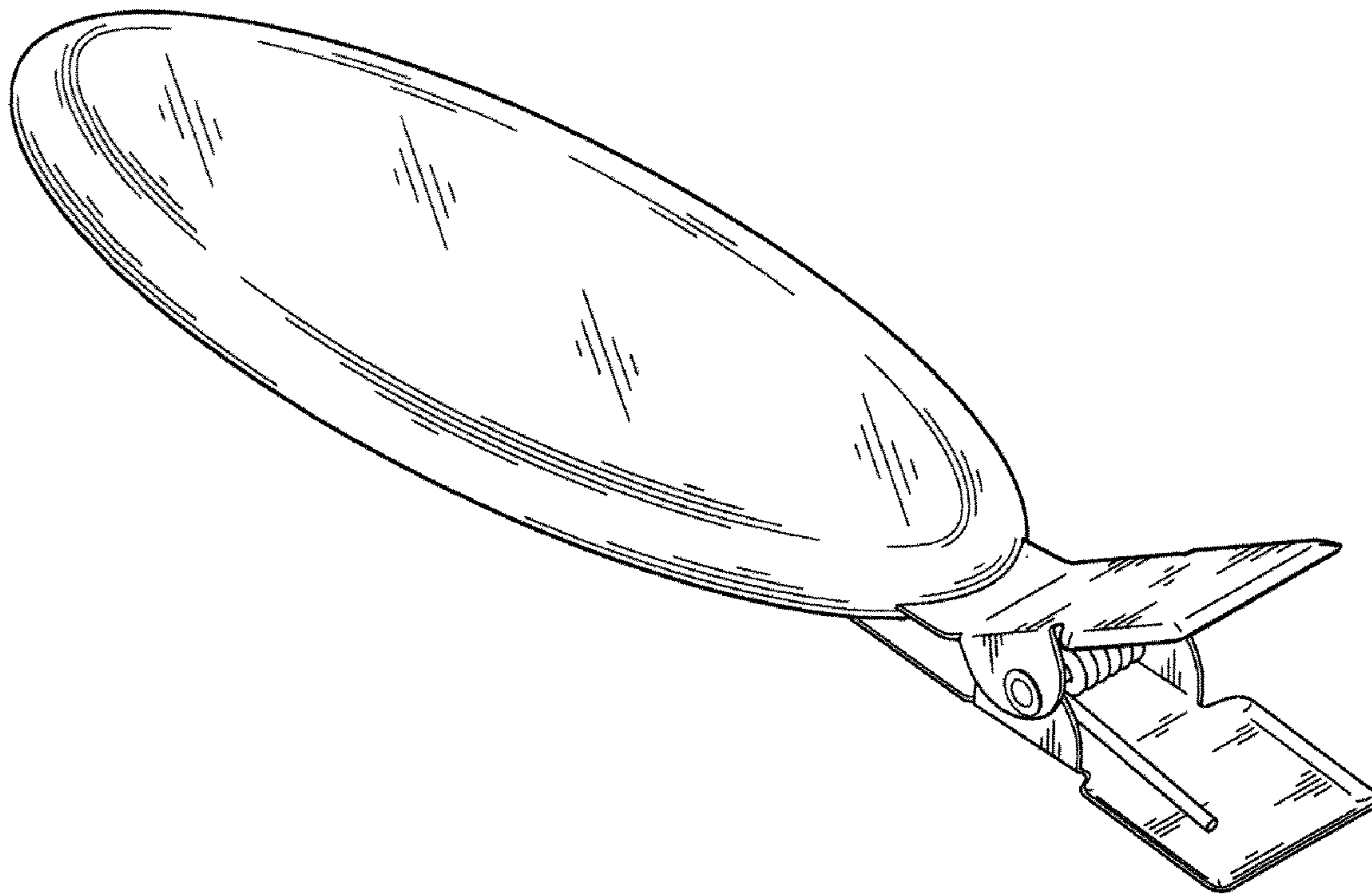
FIG. 4 is a front elevational view thereof;

FIG. 5 is a rear elevational view thereof;

FIG. 6 is a left side elevational view thereof; and,

FIG. 7 is a right side elevational view thereof.

1 Claim, 4 Drawing Sheets



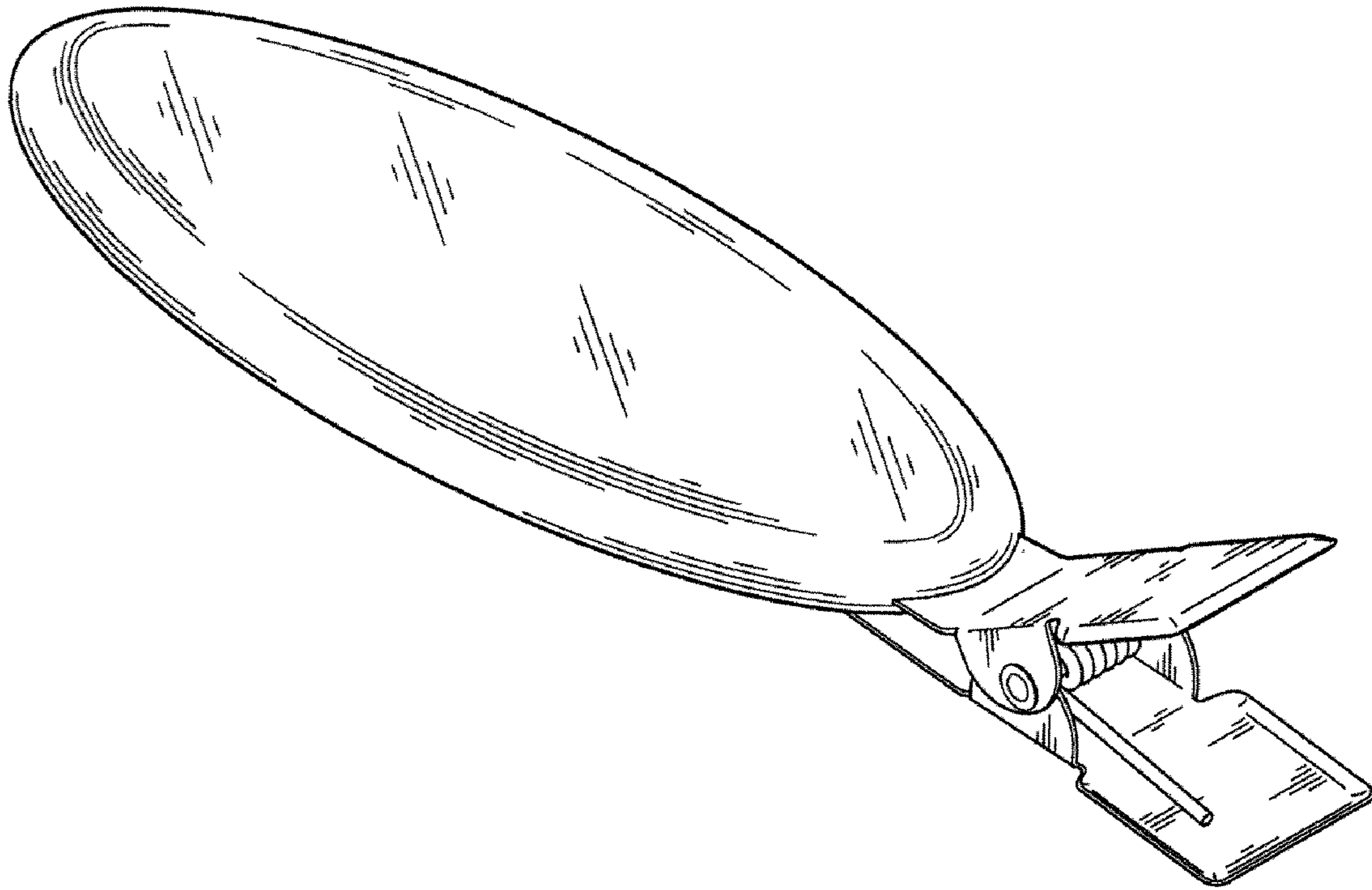


FIG. 1

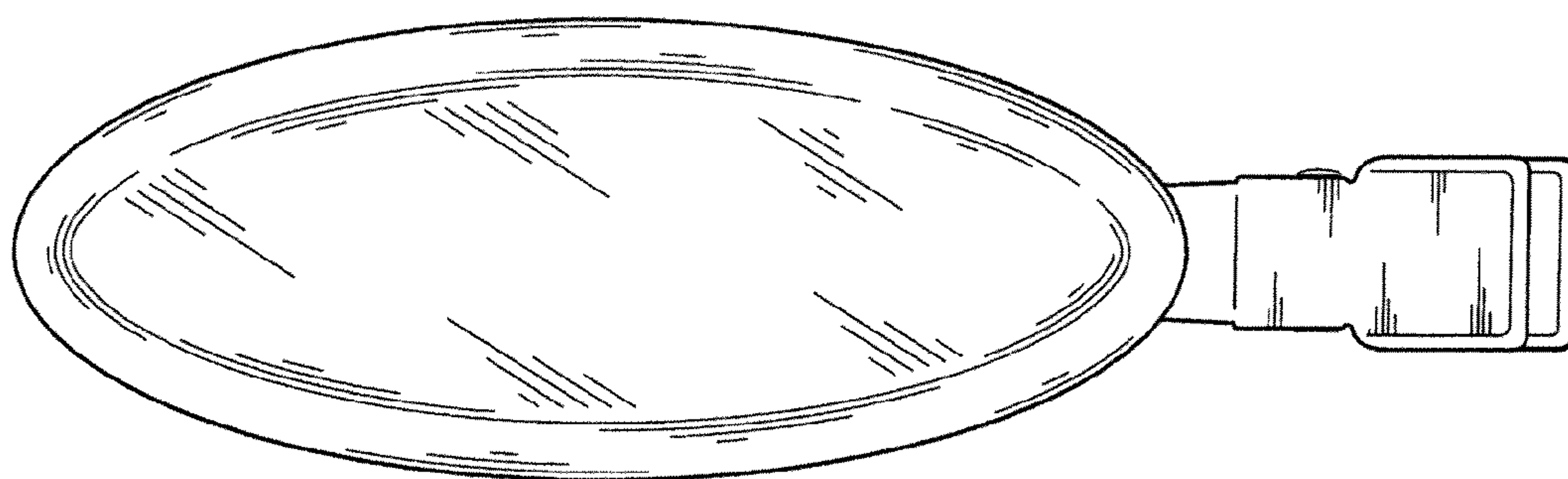


FIG. 2

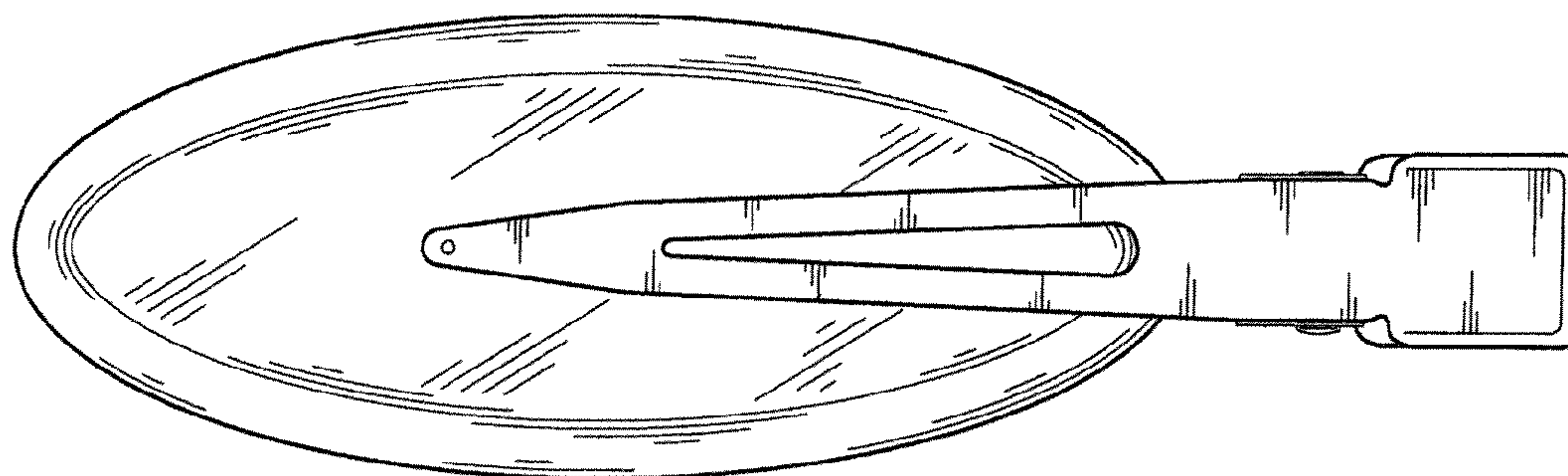


FIG. 3




FIG. 4



FIG. 5

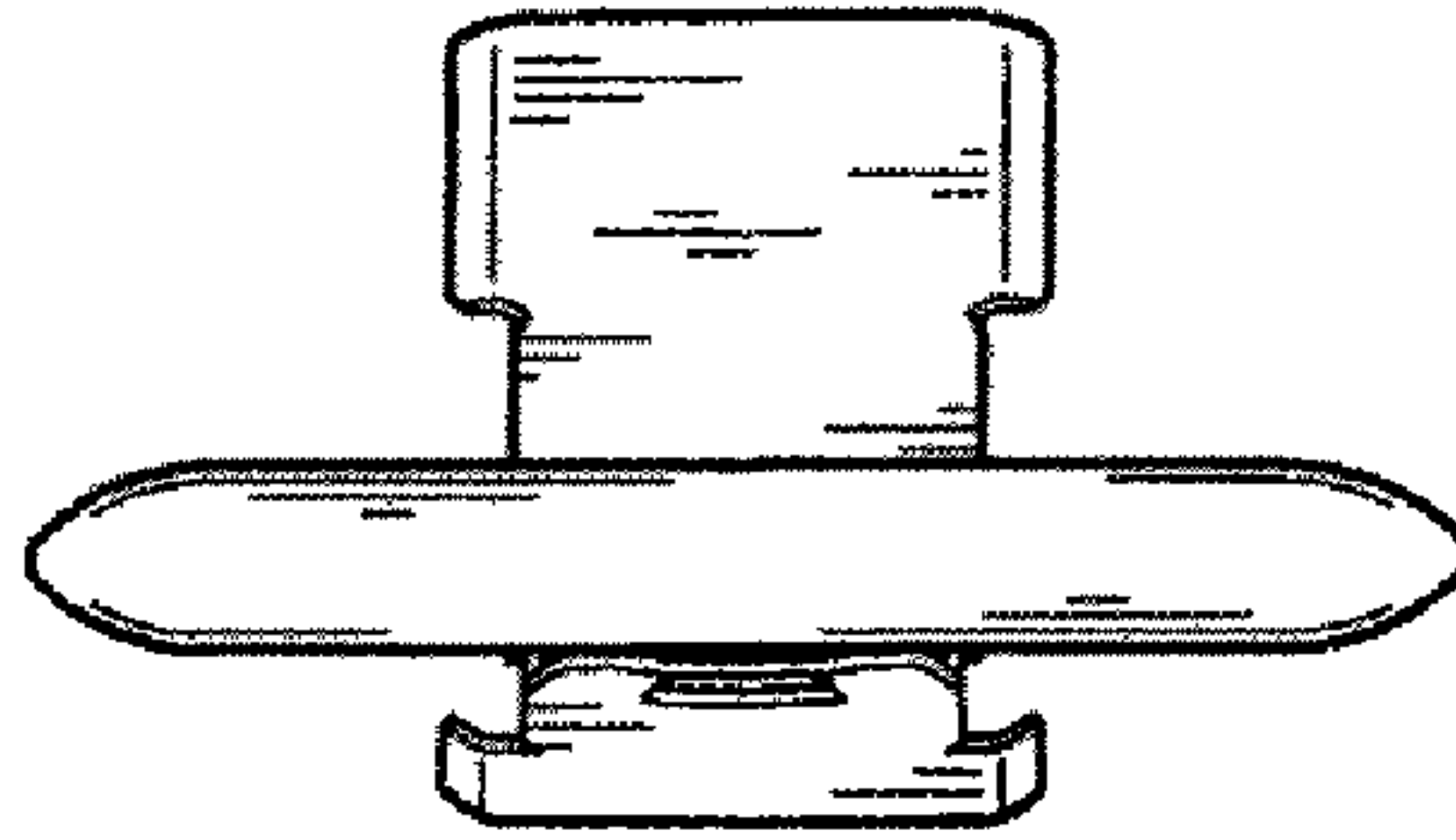


FIG. 6




FIG. 7