



US00D640796S

(12) **United States Design Patent**
Wilkinson

(10) **Patent No.:** **US D640,796 S**
(45) **Date of Patent:** **** Jun. 28, 2011**

(54) **COLLECTION CONTAINER**

(75) Inventor: **Bradley M. Wilkinson**, North Haledon, NJ (US)

(73) Assignee: **Becton, Dickinson and Company**, Franklin Lakes, NJ (US)

(**) Term: **14 Years**

(21) Appl. No.: **29/342,936**

(22) Filed: **Sep. 3, 2009**

Related U.S. Application Data

(63) Continuation-in-part of application No. 12/398,628, filed on Mar. 5, 2009.

(51) **LOC (9) Cl.** **24-01**

(52) **U.S. Cl.** **D24/224**

(58) **Field of Classification Search** D24/216,
D24/222–226, 227, 229, 230, 231, 232, 169,
D24/112–114; D10/81; D3/203.1–203.8;
422/99, 102; D9/503, 504, 505, 529, 530,
D9/549; 435/288.1, 288.3, 288.4, 304.1,
435/305.1, 305.3, 305.4

See application file for complete search history.

(56) **References Cited**

U.S. PATENT DOCUMENTS

4,397,318	A	8/1983	Burns
4,411,163	A	10/1983	White
4,576,185	A	3/1986	Proud et al.
D285,115	S	8/1986	Proud et al.
4,646,753	A	3/1987	Nugent
4,690,153	A	9/1987	Losada et al.
4,964,413	A	10/1990	Losada et al.
4,967,763	A	11/1990	Nugent et al.
5,038,794	A	8/1991	Van Valkenburg
5,288,466	A	2/1994	Burns
5,384,096	A	1/1995	Burns
D356,643	S	3/1995	Burns
D357,985	S	5/1995	Burns

(Continued)

FOREIGN PATENT DOCUMENTS

WO 2009111622 A2 9/2009

OTHER PUBLICATIONS

Portions of product literature catalog commercially available from Greiner Bio One at www.gbo.com/documents/980042_VACUETTEkatalog_rev04_0609_small_e.pdf.

(Continued)

Primary Examiner — T. Chase Nelson

Assistant Examiner — Anhdao Doan

(74) *Attorney, Agent, or Firm* — The Webb Law Firm


(57) **CLAIM**

The ornamental design for a collection container, as shown and described.

DESCRIPTION

FIG. 1 is a perspective view of a collection container in accordance with an embodiment of the present invention; FIG. 2 is a front view of the collection container of FIG. 1; FIG. 3 is a left side view of the collection container of FIG. 1; FIG. 4 is a top view of the collection container of FIG. 1; FIG. 5 is a right side view of the collection container of FIG. 1; FIG. 6 is a rear view of the collection container of FIG. 1; FIG. 7 is a bottom view of the collection container of FIG. 1; FIG. 8 is a cross-sectional right side view of the collection container of FIG. 1, taken along line 8—8 of FIG. 4; and, FIG. 9 is a cross-sectional front view of the collection container of FIG. 1, taken along line 9—9 of FIG. 4. The broken lines in the drawing views are included for the purpose of illustrating portions of the collection container that form no part of the claimed design.

1 Claim, 5 Drawing Sheets



U.S. PATENT DOCUMENTS

5,458,113 A 10/1995 Burns
 5,458,854 A 10/1995 Burns
 5,494,170 A 2/1996 Burns
 5,527,513 A 6/1996 Burns
 5,552,117 A 9/1996 Burns
 5,672,321 A 9/1997 Daykin
 5,699,923 A 12/1997 Burns
 5,711,875 A 1/1998 Kayal et al.
 5,738,233 A 4/1998 Burns
 D425,625 S 5/2000 Niermann
 6,056,925 A 5/2000 Sarstedt
 6,139,802 A * 10/2000 Niermann et al. 422/102
 6,221,655 B1 4/2001 Fung et al.
 6,358,476 B1 3/2002 Innamorato et al.
 6,426,049 B1 7/2002 Rosen et al.
 6,551,267 B1 4/2003 Cohen et al.
 6,562,300 B2 5/2003 Rosen et al.
 2002/0156439 A1 10/2002 Iskra
 2003/0133844 A1 * 7/2003 Conway 422/102
 2009/0308184 A1 12/2009 Blekher et al.

OTHER PUBLICATIONS

Product insert commercially available from Becton, Dickinson and Company for BD Microtainer Chemistry Tubes.
 Product insert commercially available from Becton, Dickinson and Company for BD Capillary Collection, 2004.
 Product insert commercially available from Becton, Dickinson and Company for BD Microtainer Plasma Separator Tube, 2000.
 Product insert commercially available from Becton, Dickinson and Company for BD Microtainer Tubes with BD Microgard Closure, 2003.
 Product insert commercially available from Becton, Dickinson and Company for BD Microtainer Tubes with Microgard Closure—Tube Guide and Order of Draw, 2003.
 Product insert commercially available from Becton, Dickinson and Company for BD Microtainer Tubes—Tube Guide and Order of Draw, 2003.

* cited by examiner

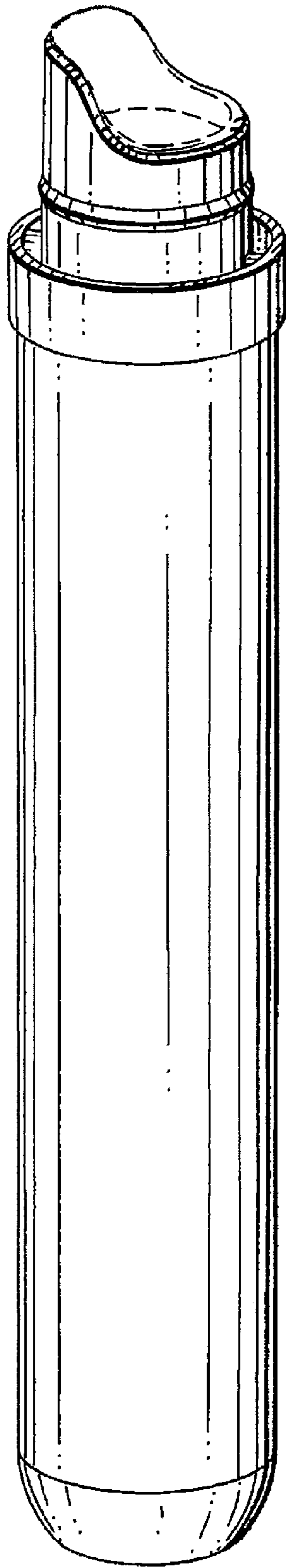


FIG. 1

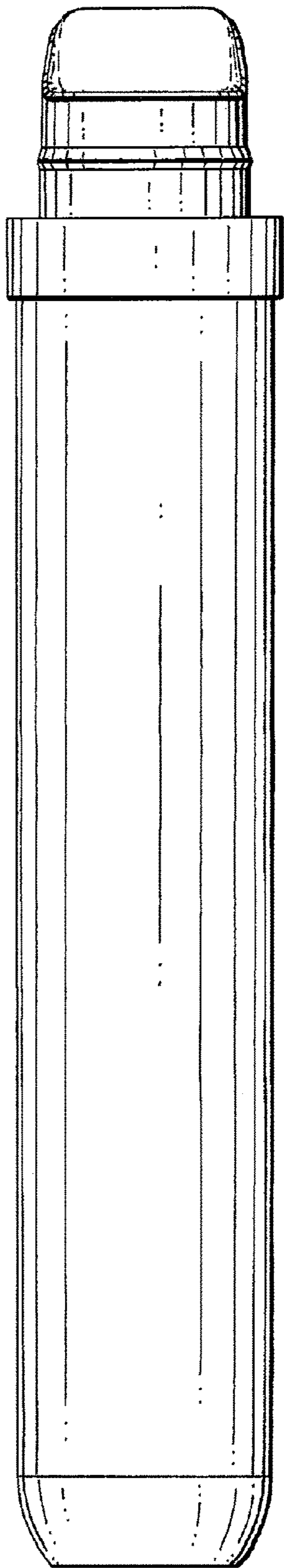


FIG. 2




FIG. 3

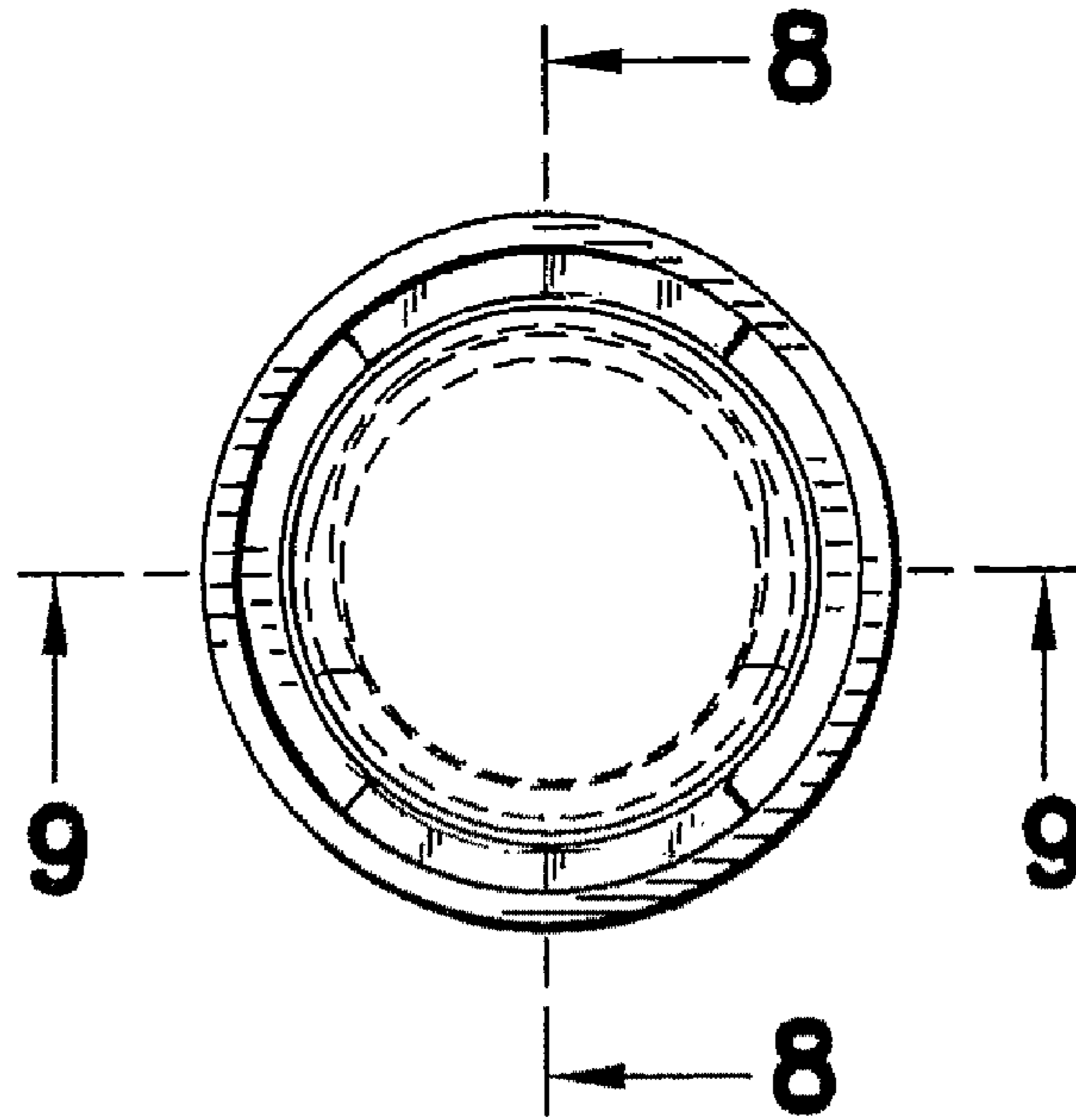


FIG. 4

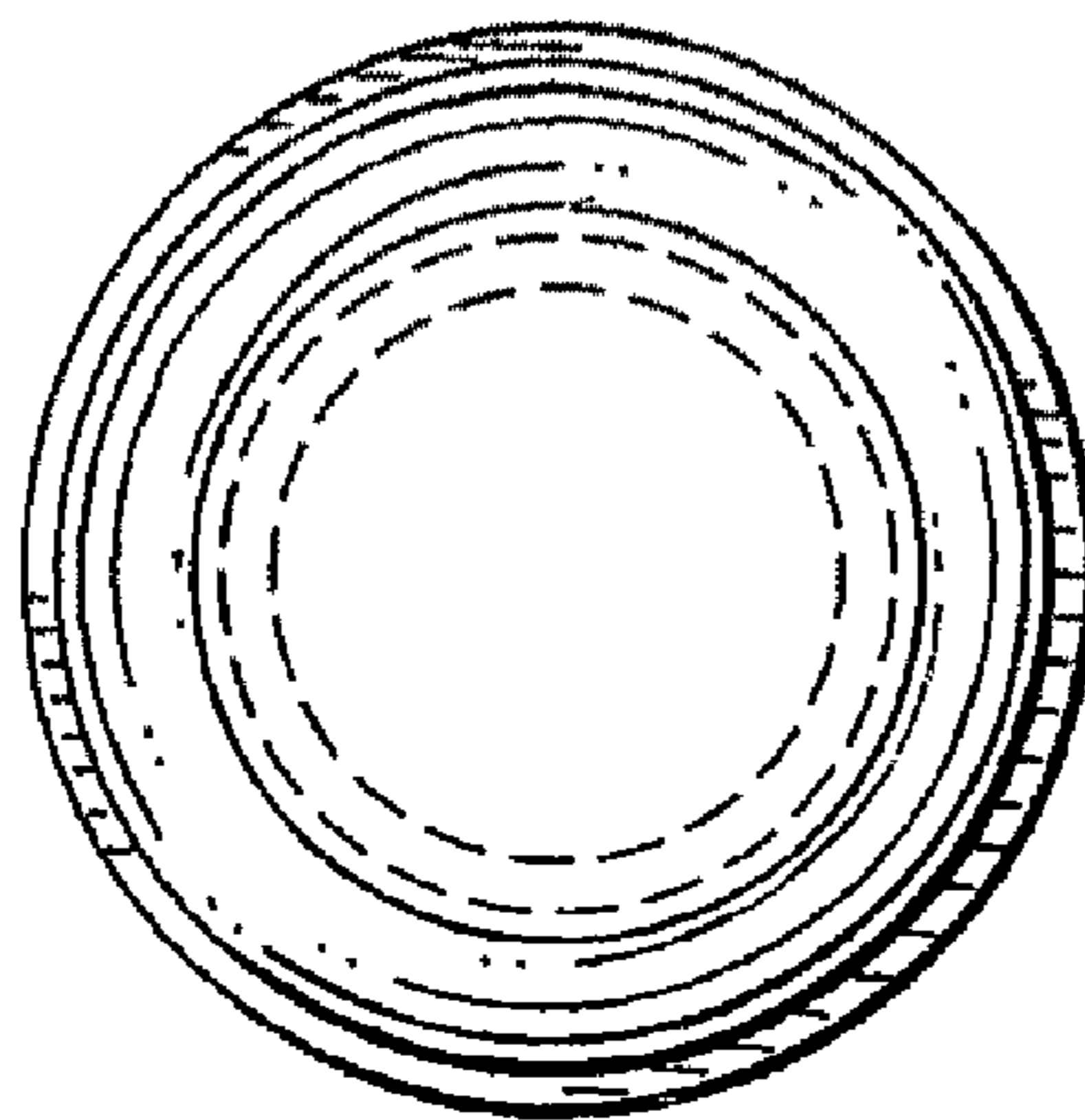


FIG. 7

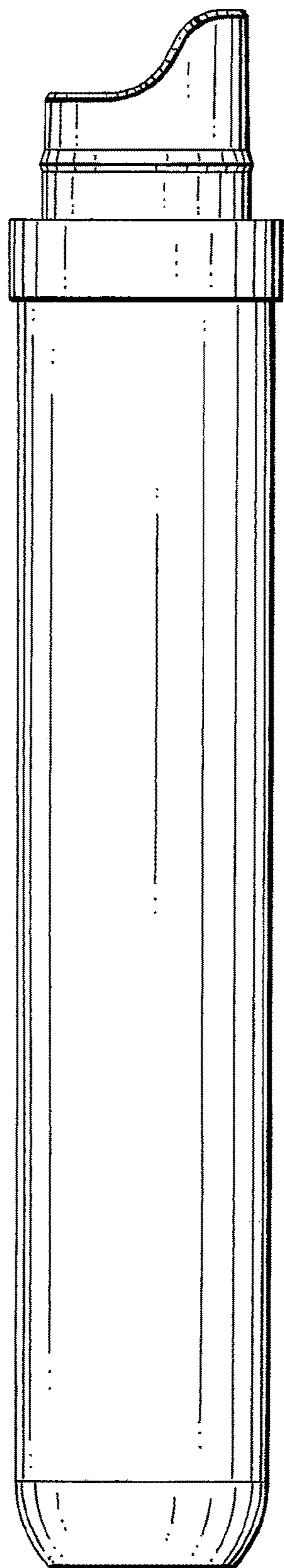


FIG. 5




FIG. 6

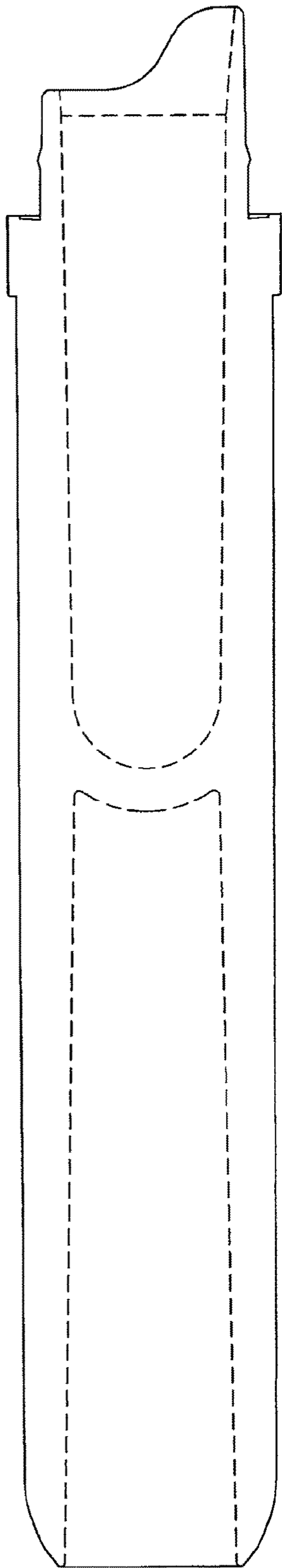


FIG. 8

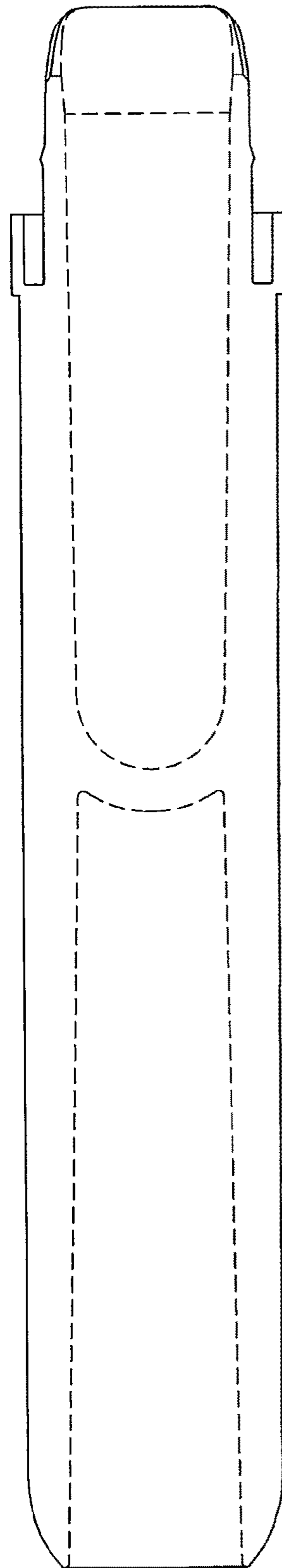


FIG. 9