



US00D640785S

(12) **United States Design Patent**  
**Lee**

(10) **Patent No.:** **US D640,785 S**  
(45) **Date of Patent:** **\*\* Jun. 28, 2011**

(54) **DISPOSABLE DRAINAGE CATHETER**

(76) Inventor: **Chiao-Hao Lee**, Taipei (TW)

(\*\*) Term: **14 Years**

(21) Appl. No.: **29/378,719**

(22) Filed: **Nov. 8, 2010**

(51) **LOC (9) Cl.** ..... **24-02**

(52) **U.S. Cl.** ..... **D24/112**

(58) **Field of Classification Search** ..... D24/130,  
D24/112; 604/164.05, 165.3, 167, 161, 523,  
604/264, 167.02, 272, 533, 525, 905, 912,  
604/177, 83, 921, 539

See application file for complete search history.

(56) **References Cited**

**U.S. PATENT DOCUMENTS**

3,406,685	A *	10/1968	May	.....	604/164.11
4,369,790	A *	1/1983	McCarthy	.....	604/523
D355,031	S *	1/1995	Yoshikawa	.....	D24/112
6,224,569	B1 *	5/2001	Brimhall	.....	604/164.08
6,530,913	B1 *	3/2003	Giba et al.	.....	604/528
2001/0041881	A1 *	11/2001	Sarge et al.	.....	604/525

2007/0149927	A1 *	6/2007	Itou et al.	.....	604/158
2009/0105690	A1 *	4/2009	Schaeffer et al.	.....	604/528
2009/0157007	A1 *	6/2009	McKinnon	.....	604/177
2009/0187140	A1 *	7/2009	Racz	.....	604/41
2010/0160726	A1 *	6/2010	Windheuser et al.	.....	600/104
2010/0331794	A1 *	12/2010	Racz	.....	604/272

\* cited by examiner

*Primary Examiner* — T. Chase Nelson

*Assistant Examiner* — Eric Goodman

(57) **CLAIM**

The ornamental design for a disposable drainage catheter, as shown and described.

**DESCRIPTION**

FIG. 1 is a perspective view of a disposable drainage catheter shown as a new design;

FIG. 2 is a front view thereof;

FIG. 3 is a rear view thereof;


FIG. 4, is a left side view thereof;

FIG. 5 is a right side view thereof;

FIG. 6 is a top plan view thereof; and,

FIG. 7 is a bottom plan view.

**1 Claim, 4 Drawing Sheets**



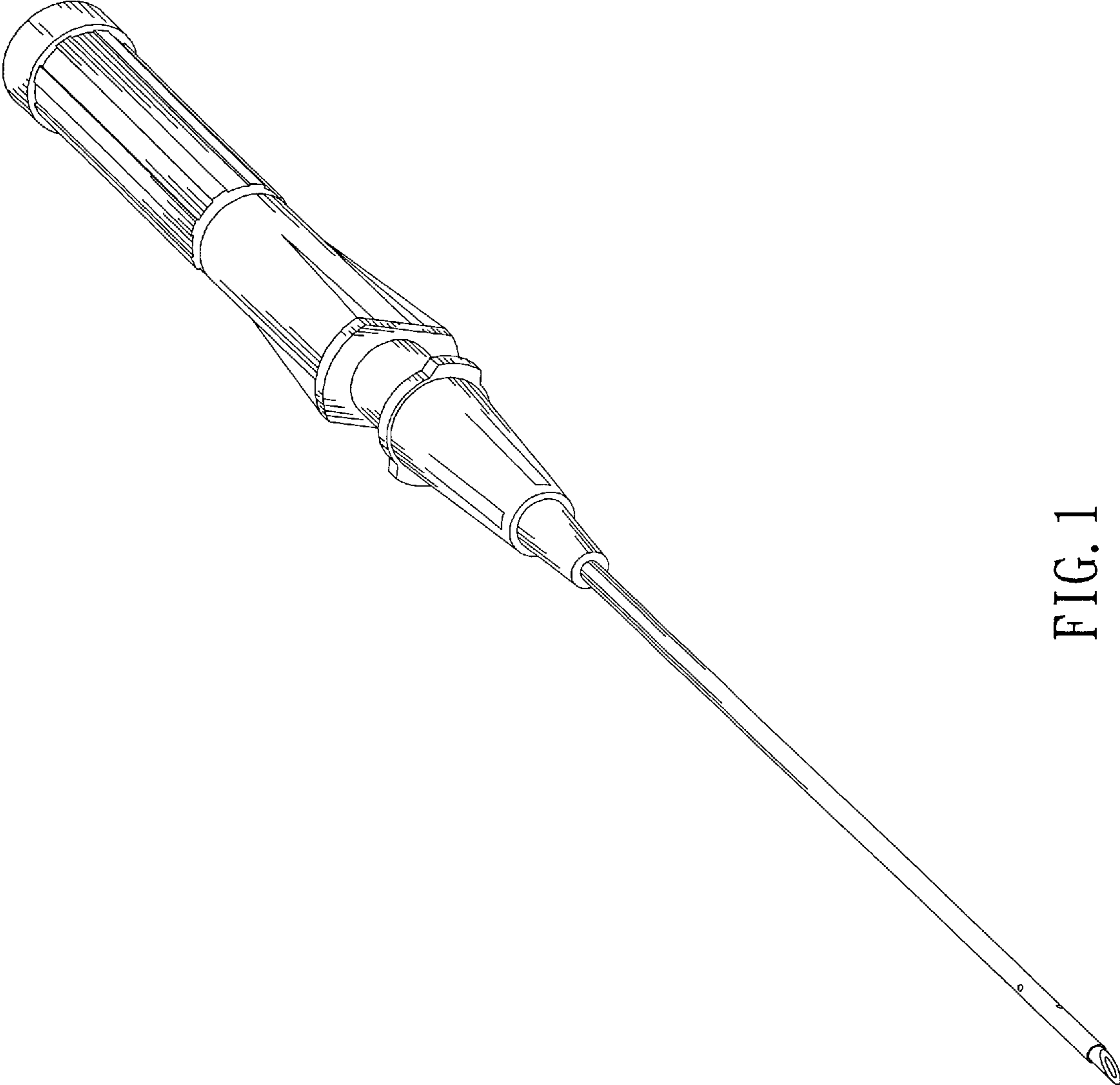


FIG. 1

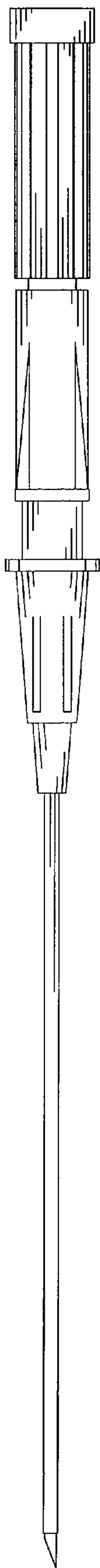


FIG. 2

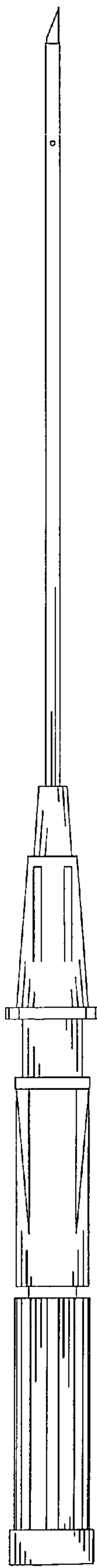


FIG. 3

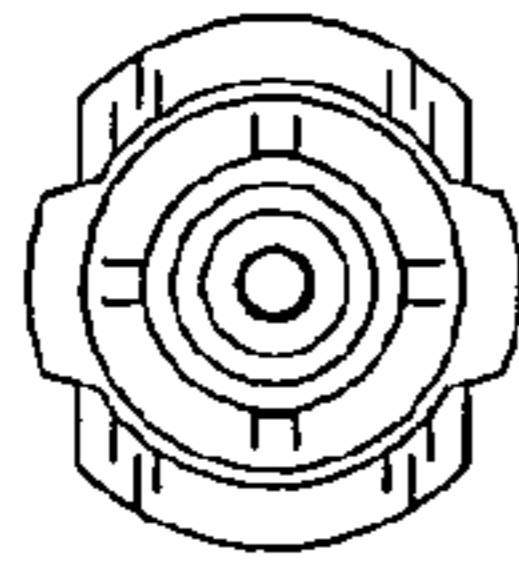


FIG. 4



FIG. 5

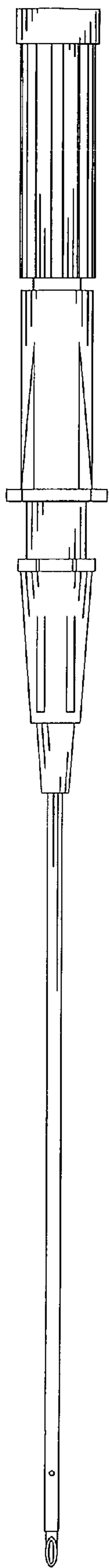


FIG. 6

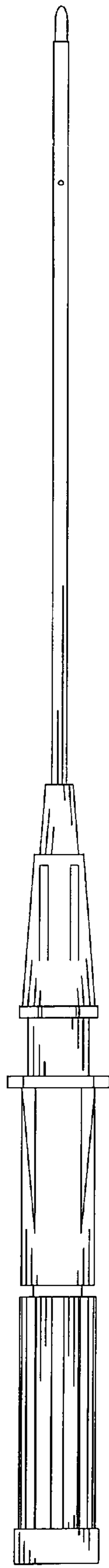


FIG. 7