



US00D640780S

(12) **United States Design Patent**
Warwick et al.

(10) **Patent No.:** **US D640,780 S**
(45) **Date of Patent:** **** *Jun. 28, 2011**

(54) **EVAPORATOR COVER**

(75) Inventors: **David S. Warwick**, Mounds View, MN (US); **William D. Johnson**, Inver Grove Heights, MN (US); **Dale S. Dilulio**, Saukville, WI (US)

(73) Assignee: **Thermo King Corporation**, Minneapolis, MN (US)

(**) Term: **14 Years**

(21) Appl. No.: **29/368,942**

(22) Filed: **Aug. 31, 2010**

(51) **LOC (9) Cl.** **28-99**

(52) **U.S. Cl.** **D23/366**

(58) **Field of Classification Search** D23/355-369;
D28/5, 6; 261/DIG. 17, DIG. 42, DIG. 65,
261/DIG. 88, DIG. 89; 392/386, 390, 391,
392/392, 394, 395, 389, 393; 239/34, 35,
239/43-45, 53, 56, 57, 60, 326, 42, 50, 55
See application file for complete search history.

(56) **References Cited**

U.S. PATENT DOCUMENTS

| | | | | | | |
|-----------|---|---|---------|------------------|-------|---------|
| D291,242 | S | * | 8/1987 | Harden et al. | | D23/386 |
| 4,849,606 | A | * | 7/1989 | Martens et al. | | 392/390 |
| D304,758 | S | * | 11/1989 | Glucksman et al. | | D23/366 |
| 5,148,983 | A | * | 9/1992 | Muniz | | 239/56 |
| D330,758 | S | * | 11/1992 | Muderlak | | D23/366 |
| 5,304,358 | A | * | 4/1994 | Hoyt et al. | | 422/305 |
| 5,522,008 | A | * | 5/1996 | Bernard | | 392/392 |
| 5,647,052 | A | * | 7/1997 | Patel et al. | | 392/390 |
| 6,104,866 | A | * | 8/2000 | DeWitt et al. | | 392/390 |
| 6,141,496 | A | * | 10/2000 | Sundberg et al. | | 392/390 |
| D622,836 | S | * | 8/2010 | Deflorian et al. | | D23/366 |

OTHER PUBLICATIONS

Photograph of Thermo King Model S30 ShuttleAire Evaporator, undated.

Photograph of Thermo King S40 Evaporator in ElDorado Shuttle Bus, undated.

Photograph of Carrier EM3 Rear Mount Evaporator, photo taken May 2, 2010.

Photograph of Carrier EM2 Side Mount Evaporator, photo taken May 2, 2010.

Ingersoll-Rand Company, Thermo King ShuttleAire Environmental Control Systems for Small Vehicles, product brochure, Oct. 2007, 4 pages, Ingersoll-Rand Company, USA.

Carrier Corporation, Transport Air Conditioning, AC-1322MAX Technical Data Sheet, Feb. 2008, 2 pages, Carrier Corporation, USA.

Carrier Corporation, Transport Air Conditioning, Service Parts List for GEN-1-2-3 Split System Air Conditioning Units, Nov. 2008, 94 pages, Carrier Corporation, USA.

* cited by examiner

Primary Examiner — Sandra Snapp

(74) *Attorney, Agent, or Firm* — Michael Best & Friedrich LLP

(57) **CLAIM**

We claim the ornamental design for an evaporator cover, as shown and described.

DESCRIPTION

FIG. 1 is a perspective view of an evaporator cover embodying the present invention.

FIG. 2 is a bottom view of the evaporator cover shown in FIG. 1.

FIG. 3 is a top view of the evaporator cover shown in FIG. 1.

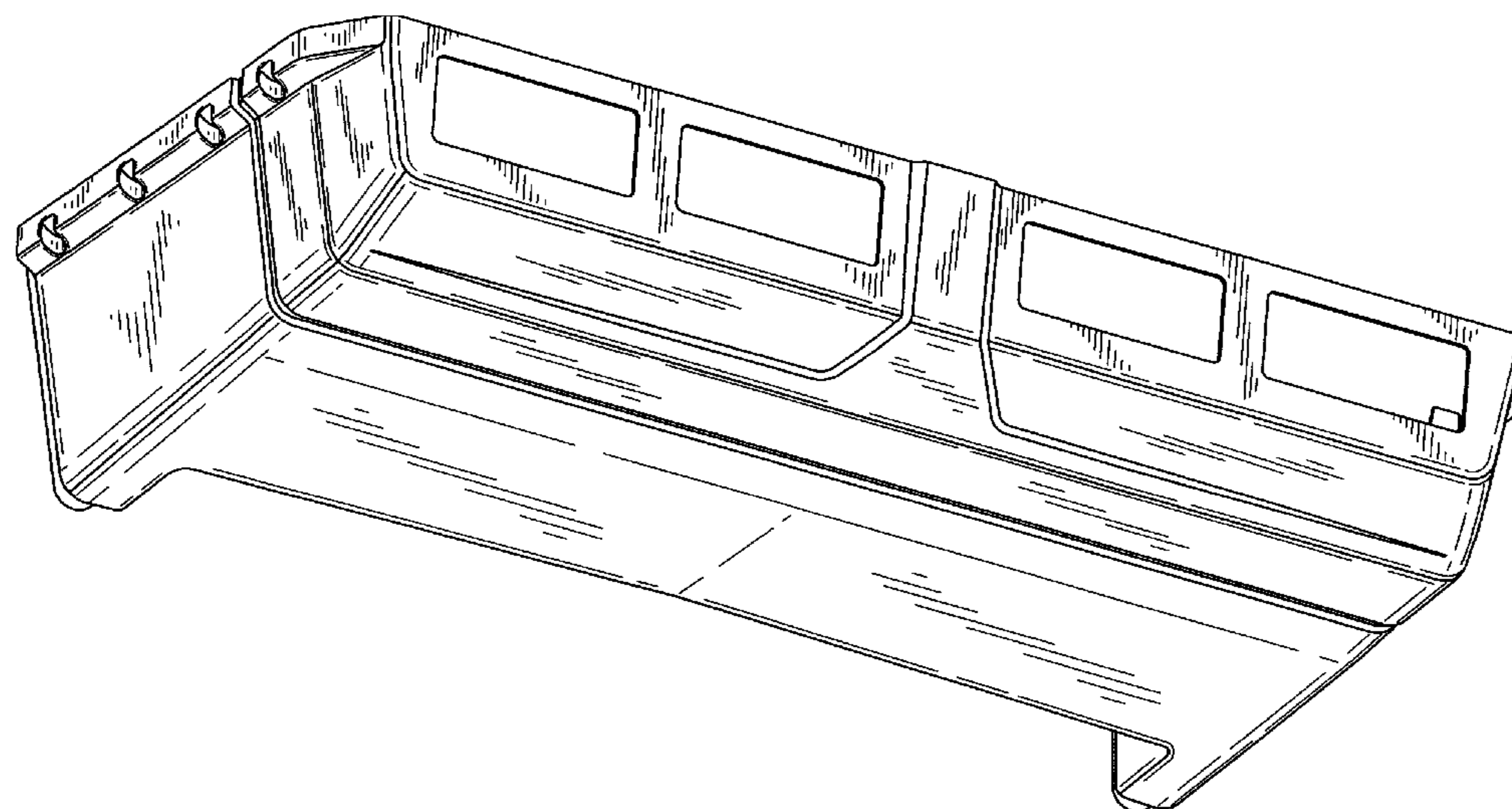
FIG. 4 is a front view of the evaporator cover shown in FIG. 1.

FIG. 5 is a rear view of the evaporator cover shown in FIG. 1; and,

FIG. 6 is a right side view of the evaporator cover shown in FIG. 1, the left side view being a mirror image thereof.

The present application is directed to the shape and contour of an evaporator cover of the design illustrated in the drawings.

1 Claim, 5 Drawing Sheets



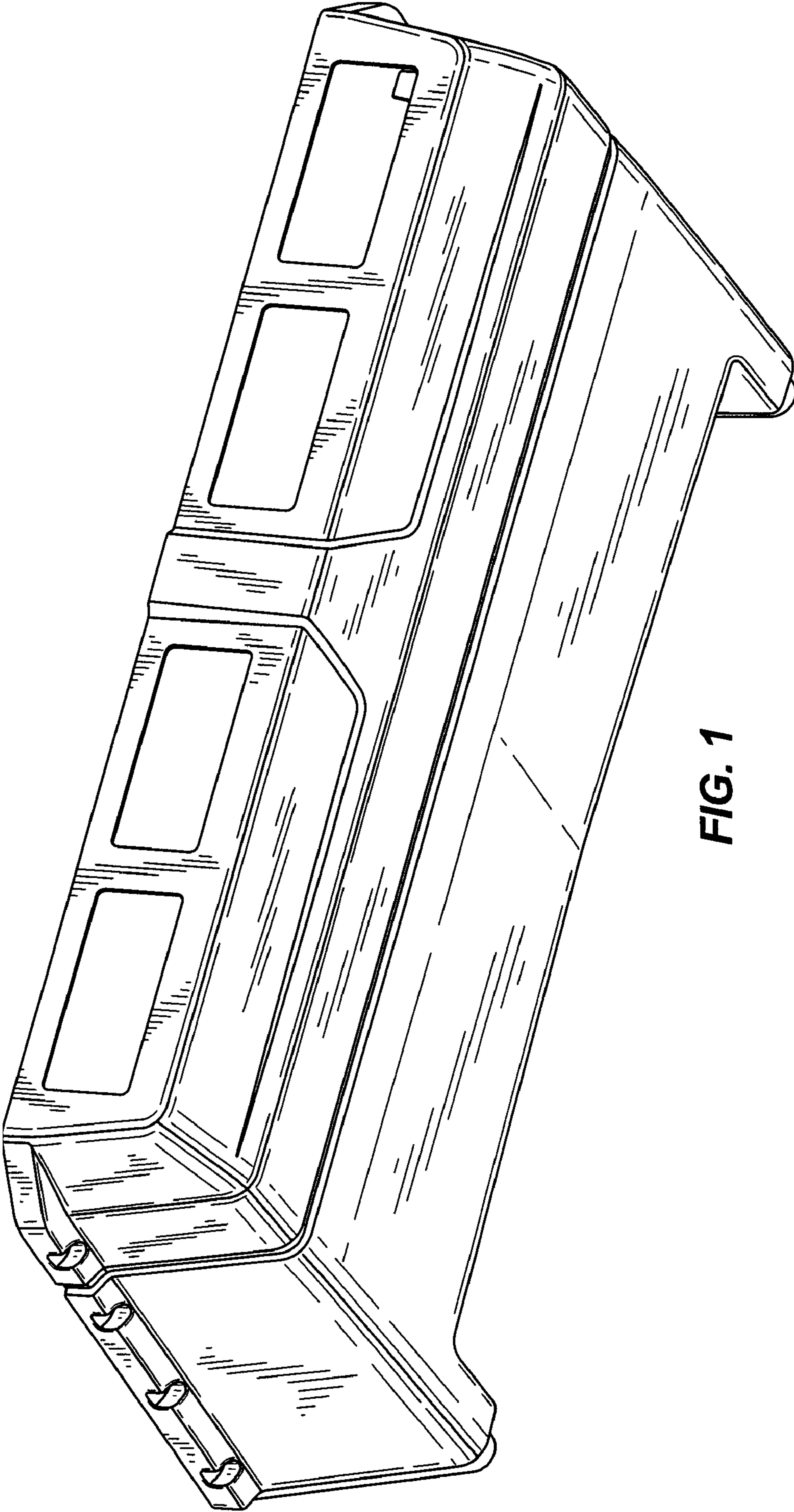


FIG. 1

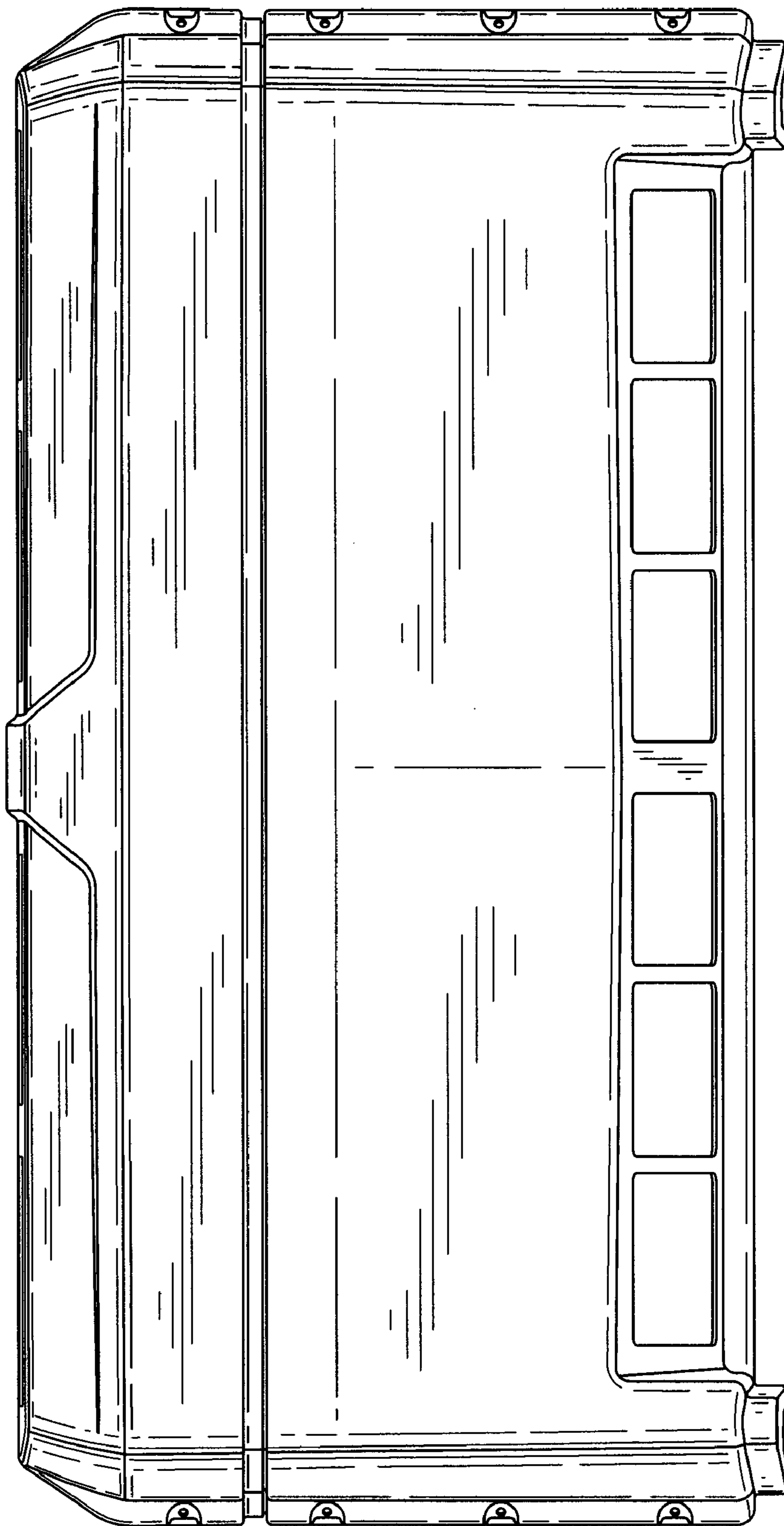


FIG. 2

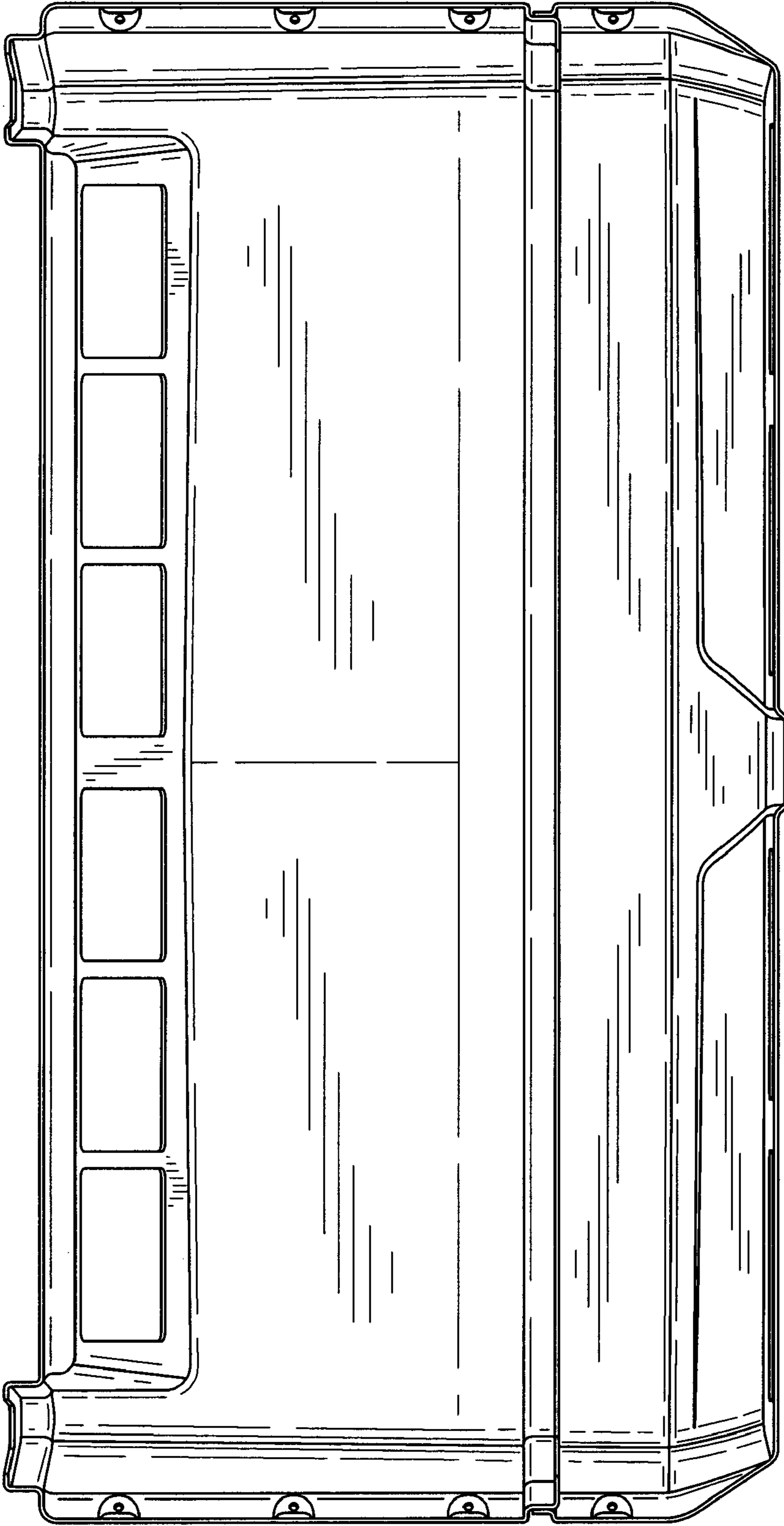


FIG. 3

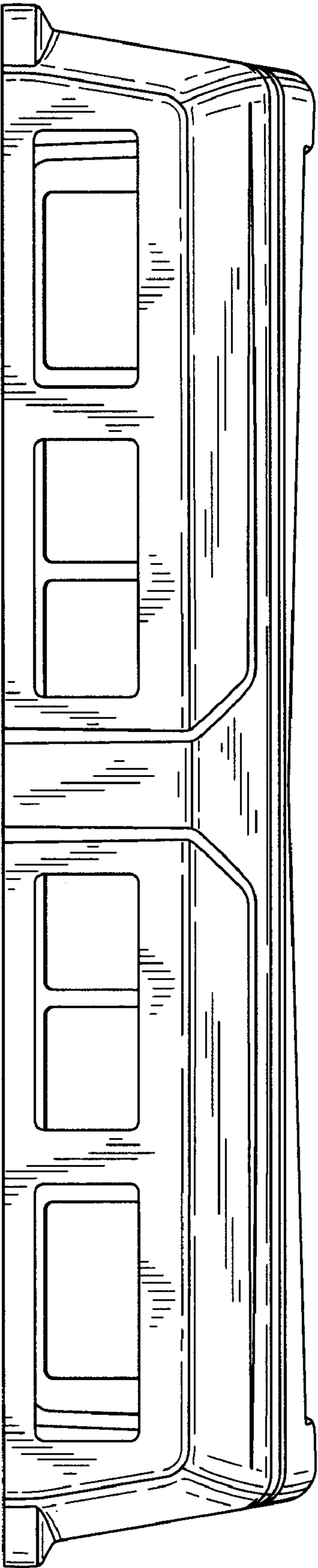


FIG. 4

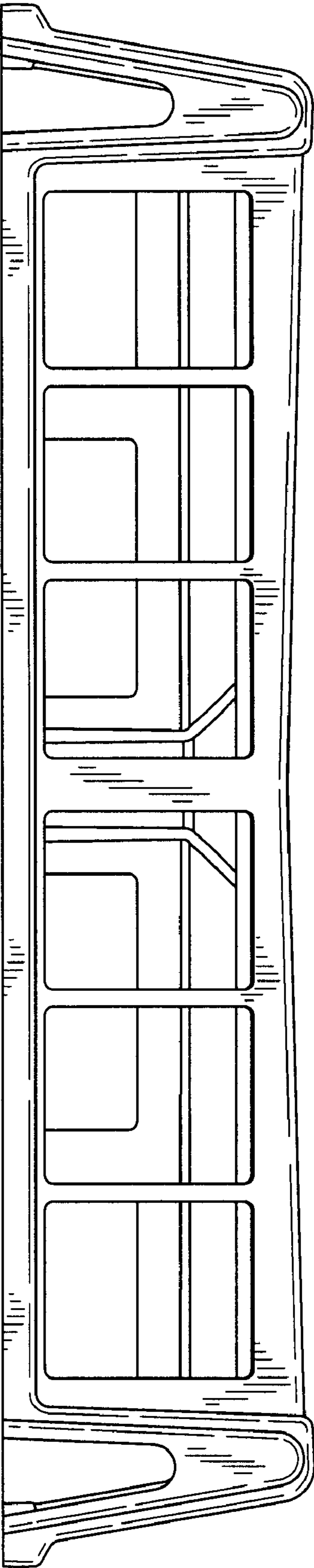


FIG. 5

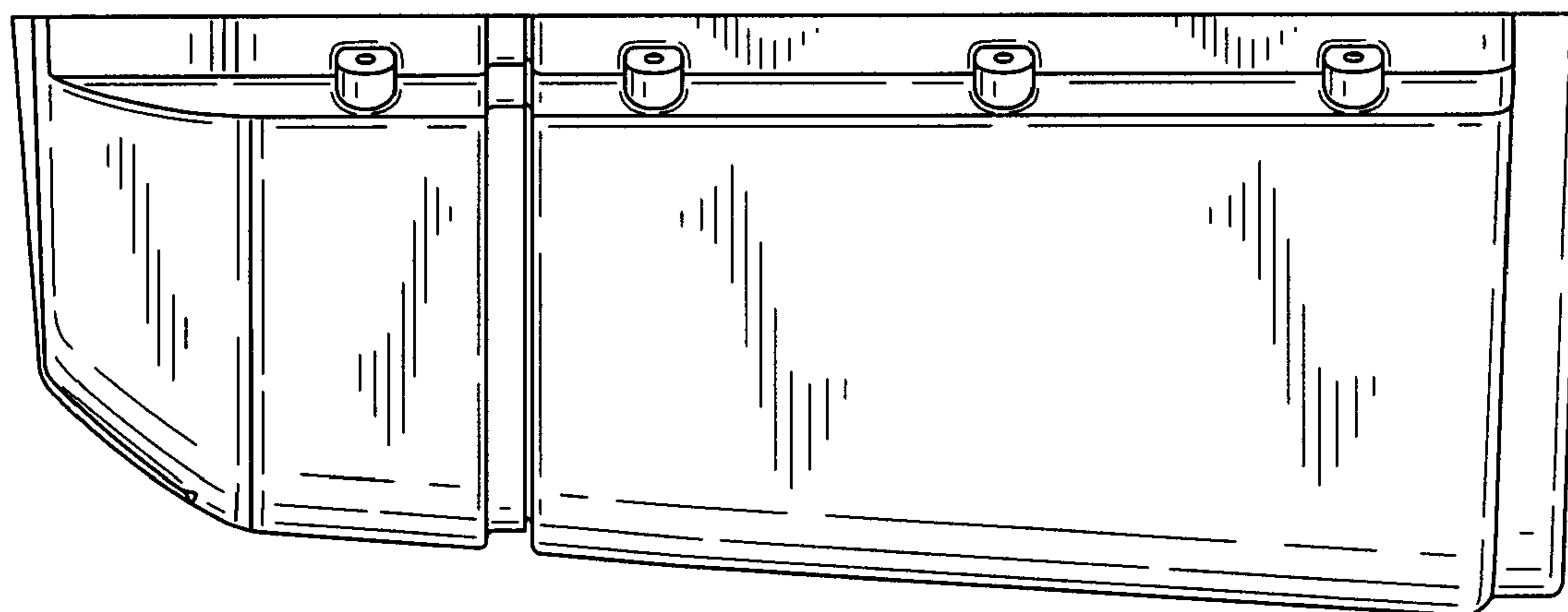


FIG. 6