



US00D640768S

(12) **United States Design Patent**
Boggan et al.

(10) **Patent No.:** **US D640,768 S**

(45) **Date of Patent:** **** Jun. 28, 2011**

(54) **FIREARM COVER**

(76) Inventors: **Toby Boggan**, Coldwater, MS (US);
Brian Throneberry, Hernando, MS
(US)

(**) Term: **14 Years**

(21) Appl. No.: **29/362,718**

(22) Filed: **May 28, 2010**

(51) **LOC (9) Cl.** **22-99**

(52) **U.S. Cl.** **D22/199; D22/108**

(58) **Field of Classification Search** D22/108,
D22/199; D3/218, 255, 273, 276, 290, 299,
D3/303, 902; D7/607-608; D29/125, 129-130;
150/154, 165, 901; 220/480-481; 224/148.6,
224/236; 206/317; 42/96; 428/17
See application file for complete search history.

(56) **References Cited**

U.S. PATENT DOCUMENTS

3,540,508 A * 11/1970 Couch 206/317
4,756,456 A * 7/1988 Schauer 224/150
7,360,648 B1 * 4/2008 Blaschke 206/317

D622,808 S * 8/2010 Obradovich D22/199
2006/0191184 A1 * 8/2006 Wisecup et al. 42/96
2008/0110076 A1 * 5/2008 Bennett et al. 42/96

* cited by examiner

Primary Examiner — T. Chase Nelson

Assistant Examiner — Michael A Pratt

(74) *Attorney, Agent, or Firm* — Wyatt, Tarrant & Combs,
LLP; William S. Parks

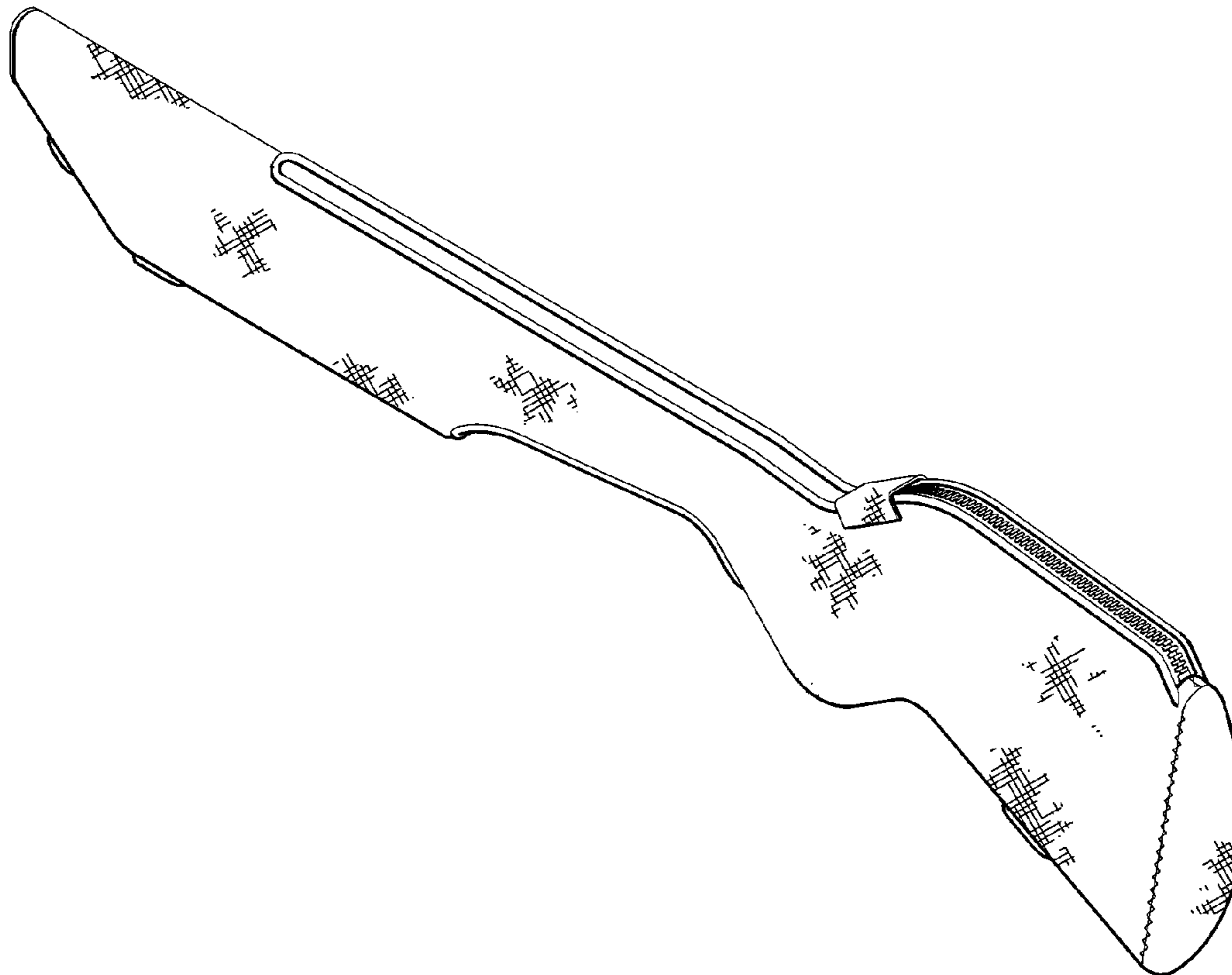
(57) **CLAIM**

The ornamental design for a firearm cover, as shown and described.

DESCRIPTION

FIG. 1 is a left side perspective view of a firearm cover embodying the design of the present invention; FIG. 2 is a left side view thereof; FIG. 3 is a rear view thereof; FIG. 4 is a front view thereof; FIG. 5 is a right side view thereof; FIG. 6 is a top view thereof; and, FIG. 7 is a bottom view thereof.

1 Claim, 3 Drawing Sheets



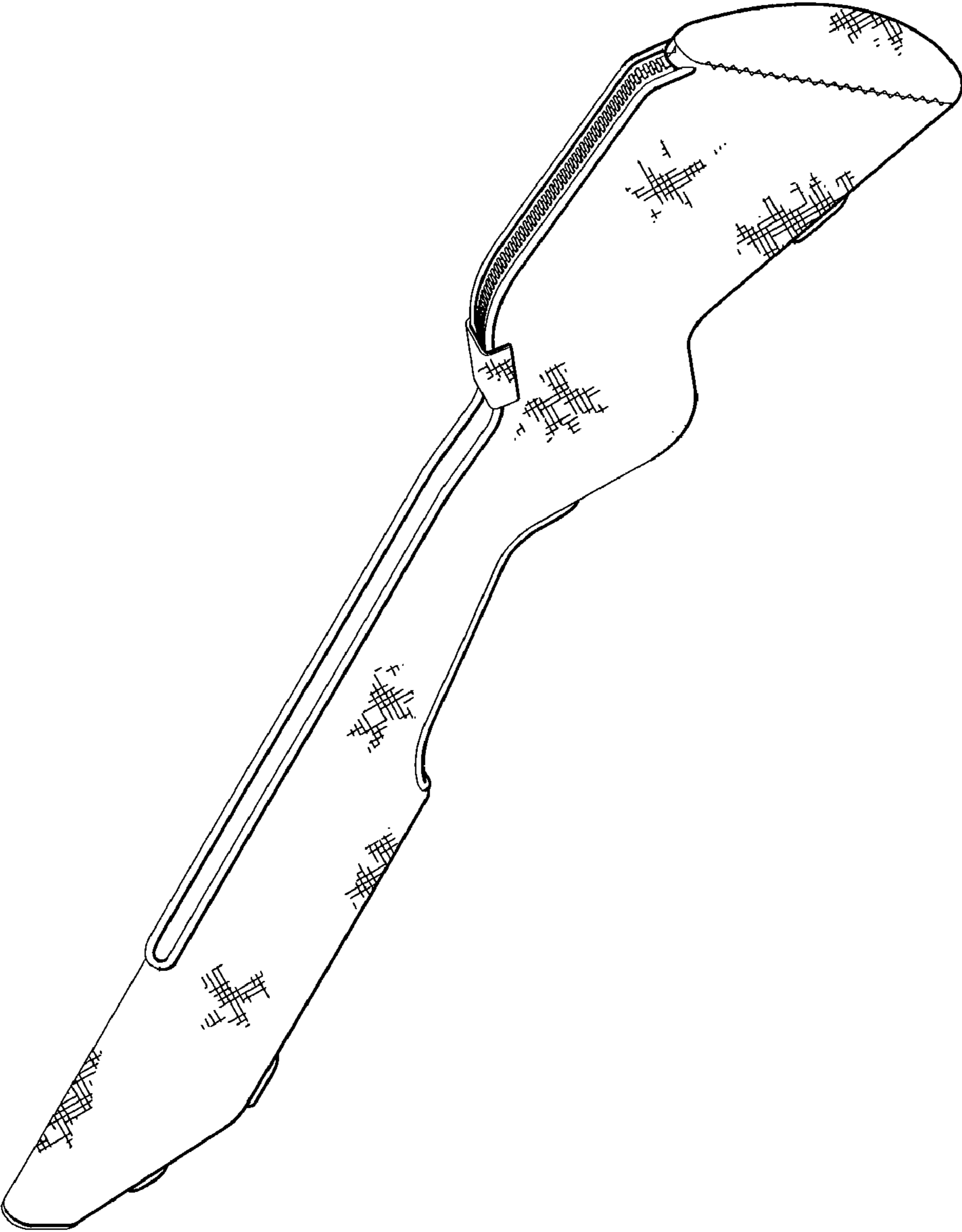


FIG. 1

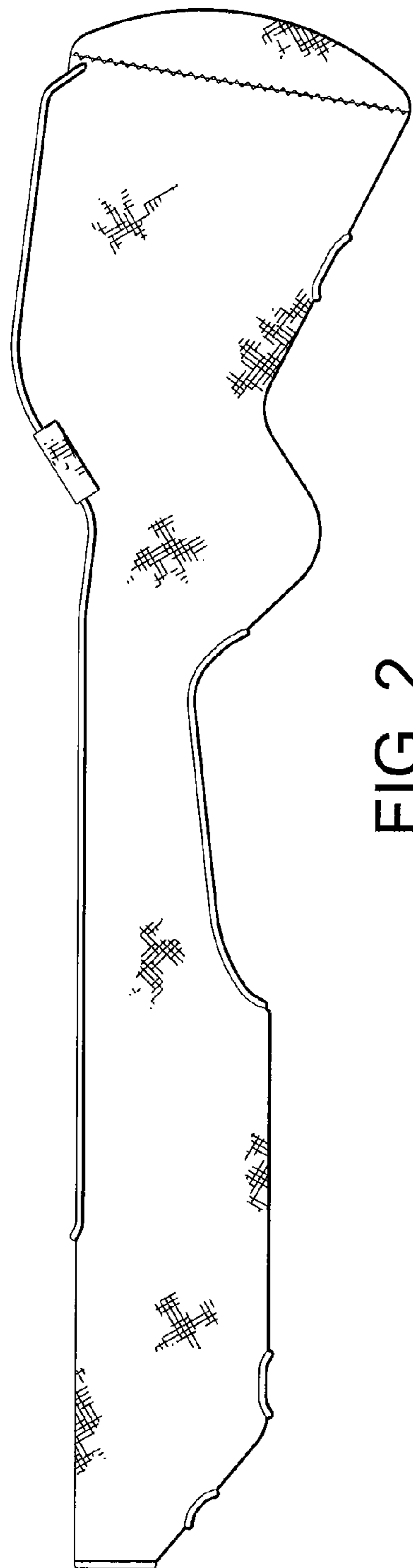


FIG. 2



FIG. 4



FIG. 3

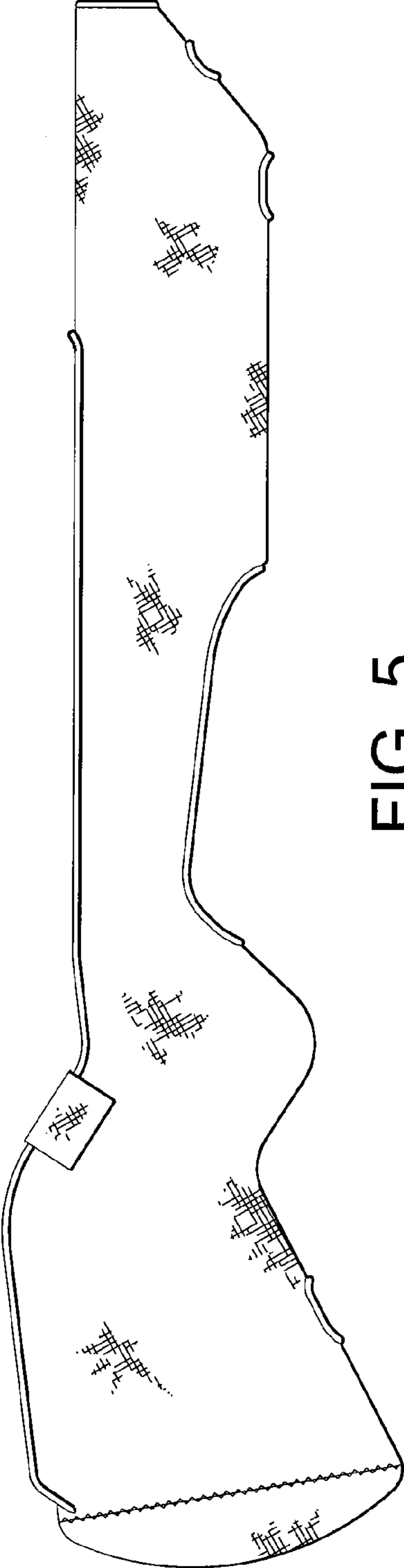


FIG. 5

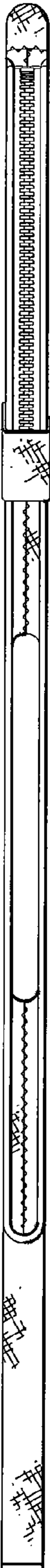


FIG. 6

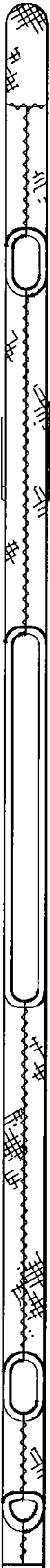


FIG. 7