



US00D640767S

(12) **United States Design Patent**
Renosky

(10) **Patent No.:** **US D640,767 S**

(45) **Date of Patent:** **** Jun. 28, 2011**

(54) **FISHERS WORM WITH BUTTON SHAFT
SKIRT HOLDER**

D461,218 S * 8/2002 Bambacigno D22/126
D610,648 S * 2/2010 Saib D22/127
D615,147 S * 5/2010 Montgomery D22/127

(76) Inventor: **Joseph F. Renosky**, Indiana, PA (US)

* cited by examiner

(**) Term: **14 Years**

Primary Examiner — Catherine R Oliver

(21) Appl. No.: **29/370,813**

(57) **CLAIM**

The ornamental design for a fishers worm with button shaft skirt holder, as shown.

(22) Filed: **Sep. 8, 2010**

DESCRIPTION

(51) **LOC (9) Cl.** **22-05**

(52) **U.S. Cl.** **D22/127**

(58) **Field of Classification Search** D22/126-133;
43/42.06, 42.24, 42.26, 46, 42.28, 37, 42.09,
43/42.4, 42.39

See application file for complete search history.

FIG. 1 is a front perspective view of a fishers worm with button shaft skirt holder showing my new ornamental design. FIG. 2 is a Rear View thereof. FIG. 3 is a Front View thereof. FIG. 4 is a Right Side View thereof. FIG. 5 is a Left Side View thereof. FIG. 6 is a Top plan View thereof; and, FIG. 7 is a Bottom plan View thereof.

(56) **References Cited**

U.S. PATENT DOCUMENTS

D458,335 S * 6/2002 Bambacigno D22/126
D460,801 S * 7/2002 Jones D22/127

1 Claim, 1 Drawing Sheet

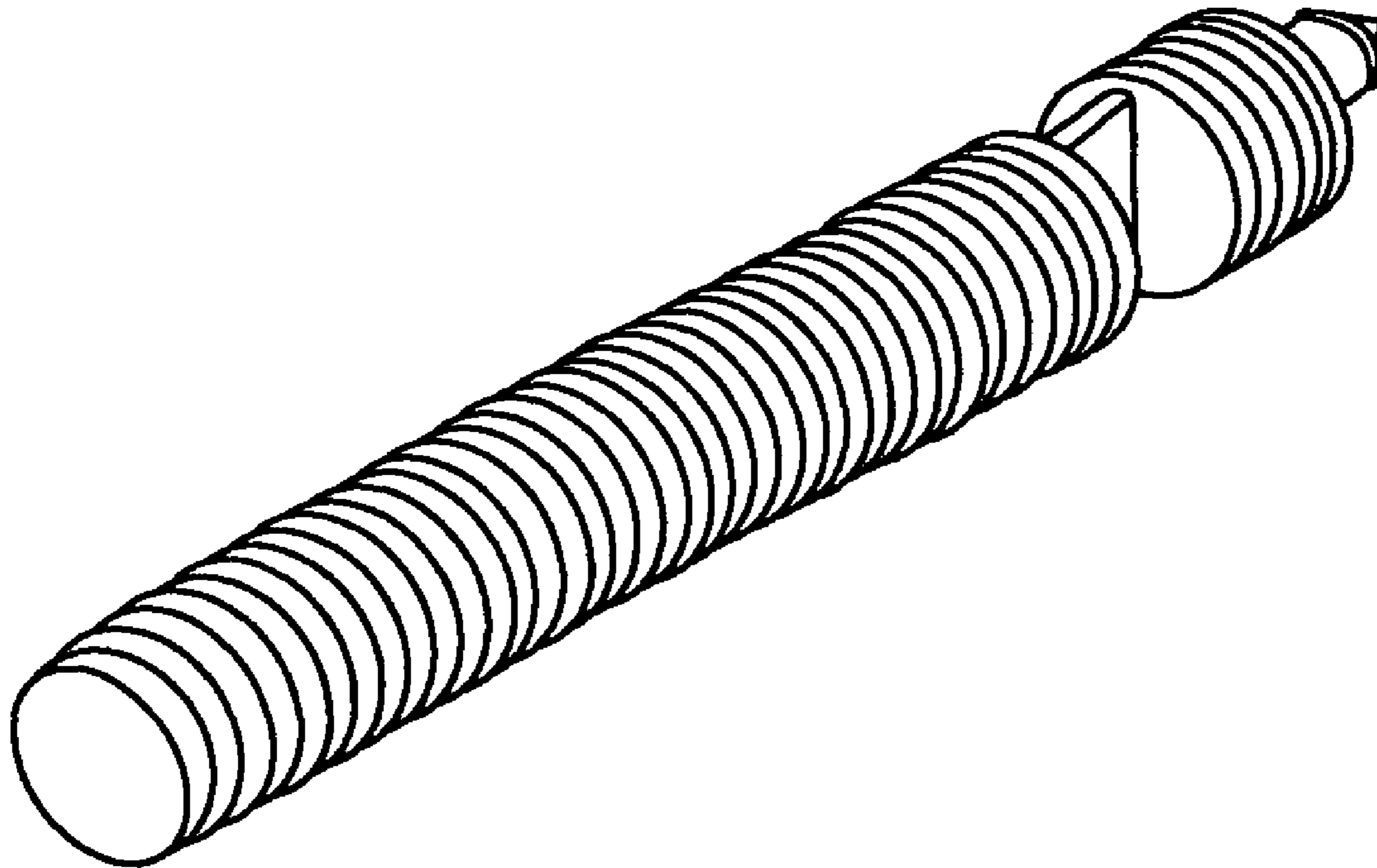


Fig. 1

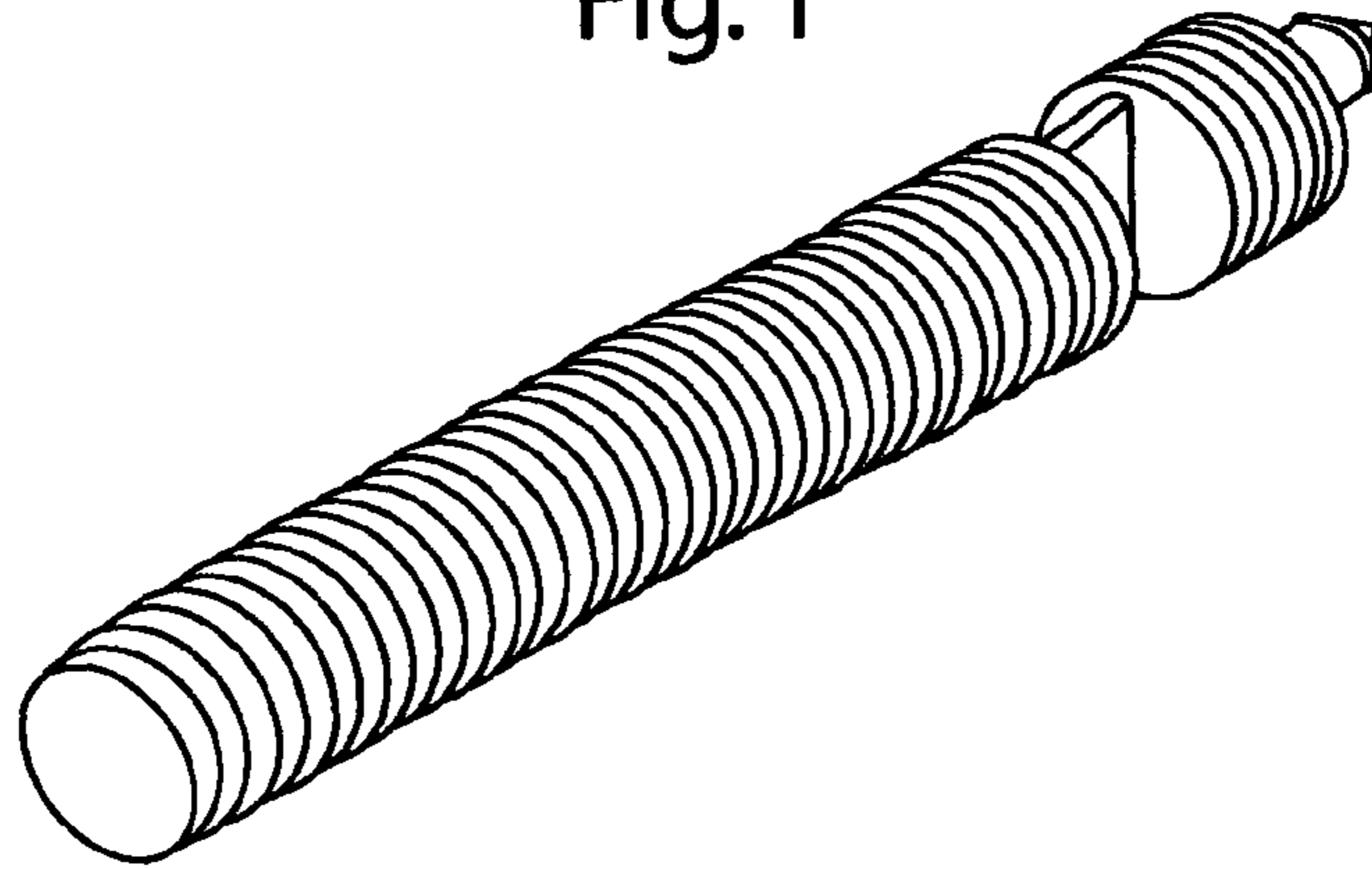


Fig. 2

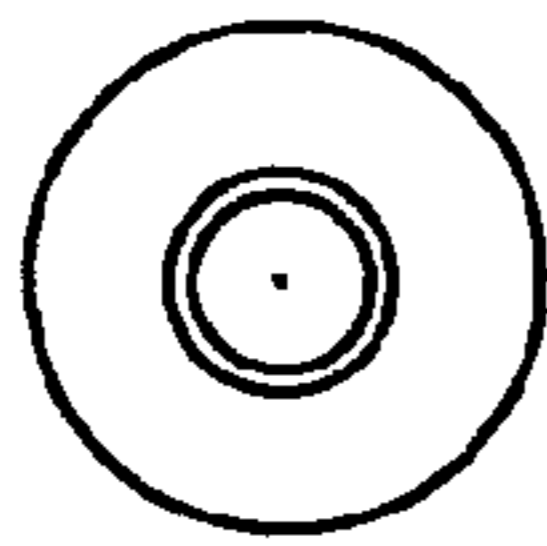


Fig. 3




Fig. 4

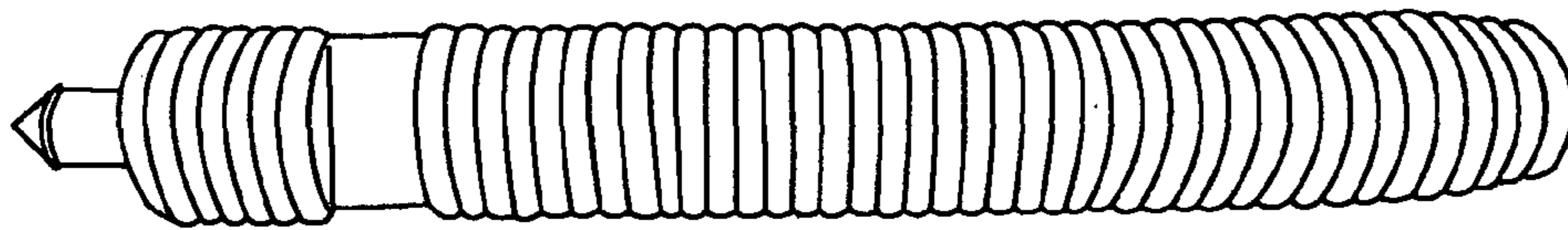


Fig. 5

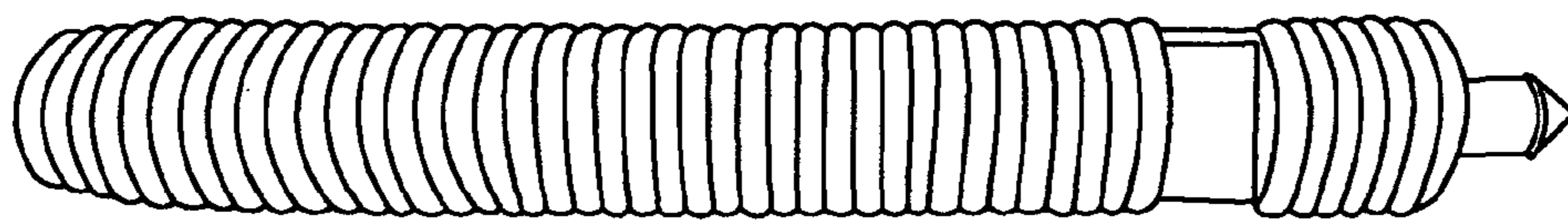


Fig. 6

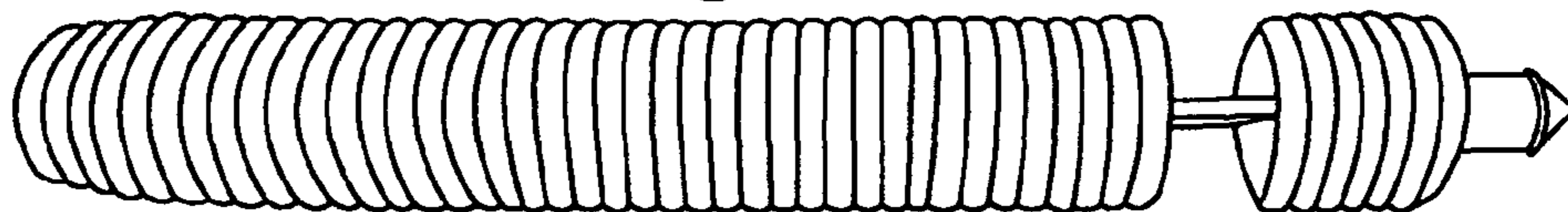


Fig. 7

