



US00D640764S

(12) **United States Design Patent**  
**Ikeda**

(10) **Patent No.:** **US D640,764 S**  
(45) **Date of Patent:** **\*\* Jun. 28, 2011**

(54) **GOLF SWING PRACTICE DEVICE**

(75) Inventor: **Shinichi Ikeda**, Nanto (JP)

(73) Assignee: **Lonwood Co., Ltd**, Toyama (JP)

(\*\*) Term: **14 Years**

(21) Appl. No.: **29/367,440**

(22) Filed: **Aug. 9, 2010**

(51) **LOC (9) Cl.** ..... **21-02**

(52) **U.S. Cl.** ..... **D21/791**

(58) **Field of Classification Search** ..... D21/789,  
D21/791, 725; 473/409, 261, 208, 212, 214,  
473/216, 564

See application file for complete search history.

(56) **References Cited**

**U.S. PATENT DOCUMENTS**

D237,515	S	*	11/1975	Thiel	.....	D21/791
D274,171	S	*	6/1984	Gabrielidis	.....	D21/725
5,215,306	A	*	6/1993	Cayce	.....	473/409
5,529,306	A	*	6/1996	Staats et al.	.....	473/208
D404,097	S	*	1/1999	Tyner	.....	D21/725
D417,479	S	*	12/1999	Mechals, Jr.	.....	D21/791
6,007,440	A	*	12/1999	Bender et al.	.....	473/564
D426,607	S	*	6/2000	Wurster	.....	D21/791

D432,613	S	*	10/2000	Lewallen, Jr.	.....	D21/791
D457,929	S	*	5/2002	Ciesar et al.	.....	D21/725
D470,905	S	*	2/2003	Beeson	.....	D21/791
D483,827	S	*	12/2003	Ciesar	.....	D21/725
D486,198	S	*	2/2004	Rohan-Weaver	.....	D21/791
D572,779	S	*	7/2008	Penfold	.....	D21/725
D603,924	S	*	11/2009	Troutman	.....	D21/791
D627,414	S	*	11/2010	Masuda et al.	.....	D21/791

\* cited by examiner

*Primary Examiner* — Mitchell Siegel

(74) *Attorney, Agent, or Firm* — Keiji Masaki; International Knowledge Asset Office

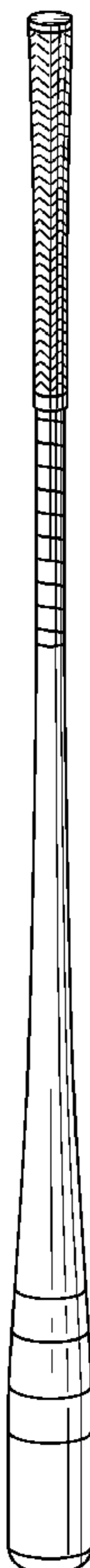
(57) **CLAIM**

The ornamental design for a golf swing practice device, as shown and described.

**DESCRIPTION**

FIG. 1 is a perspective view of a golf swing practice device; FIG. 2 is a front view of the golf swing practice device; FIG. 3 is a rear view of the golf swing practice device; FIG. 4 is a left side view of the golf swing practice device; FIG. 5 is a right side view of the golf swing practice device; FIG. 6 is a top view of the golf swing practice device; and, FIG. 7 is a bottom view of the golf swing practice device.

**1 Claim, 1 Drawing Sheet**



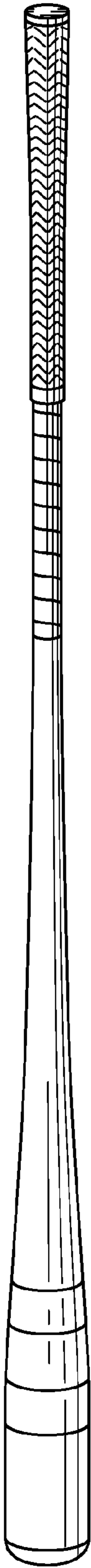


FIG. 1

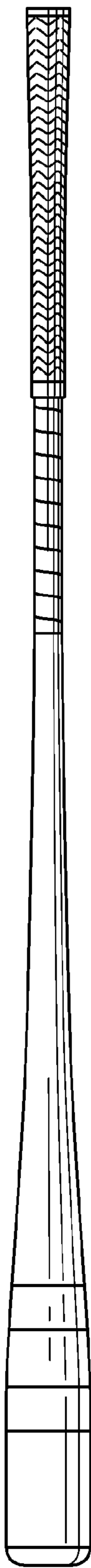


FIG. 2

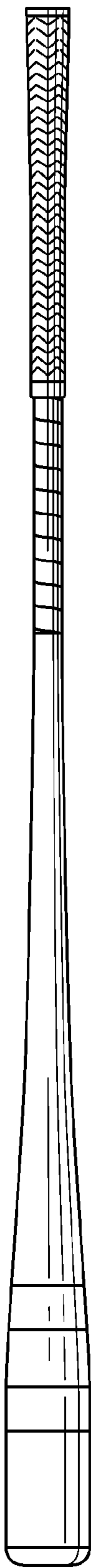


FIG. 3

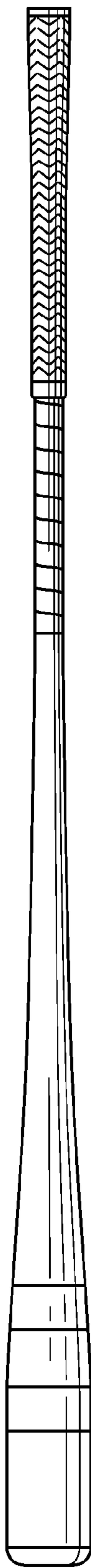


FIG. 4

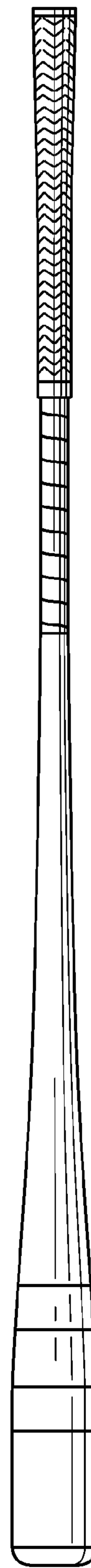


FIG. 5



FIG. 6



FIG. 7