



US00D640743S

(12) **United States Design Patent**
Guirlinger

(10) **Patent No.:** **US D640,743 S**

(45) **Date of Patent:** **** Jun. 28, 2011**

(54) **WRITING UTENSIL HOLDER**

(76) **Inventor:** **Edward G. Guirlinger**, New Albany,
OH (US)

(**) **Term:** **14 Years**

(21) **Appl. No.:** **29/368,120**

(22) **Filed:** **Aug. 18, 2010**

(51) **LOC (9) Cl.** **19-06**

(52) **U.S. Cl.** **D19/82**

(58) **Field of Classification Search** D3/206;
D8/396; D19/65, 77-85, 99, 100; 24/11 CC,
24/11 CT, 11 F, 11 P, 11 R, 3.7; 206/214,
206/224, 371, 486; 211/69.1-69.9; D9/601,
D9/607

See application file for complete search history.

(56) **References Cited**

U.S. PATENT DOCUMENTS

328,473	A *	10/1885	Fitch	30/456
1,477,551	A *	12/1923	Addison	24/11 FE
2,219,596	A *	10/1940	Lundquist et al.	211/69.8
D142,161	S *	8/1945	Braund	D21/592
2,641,809	A	6/1953	Kimball	
D185,045	S *	4/1959	Slaton	D10/61
2,979,554	A *	4/1961	Maitland	174/138 G
3,106,994	A *	10/1963	Scott	403/231
3,159,372	A	12/1964	McIntosh	
3,564,668	A	2/1971	Kirk	
3,983,602	A	10/1976	Barry	
4,266,667	A *	5/1981	Ishigaki	206/469
4,882,816	A	11/1989	Murphy	
5,016,559	A	5/1991	Larson et al.	
D320,547	S *	10/1991	Georgopoulos	D8/396
5,072,686	A	12/1991	Falco	
5,140,723	A	8/1992	Genzel	
5,323,992	A	6/1994	Sifers et al.	
D359,309	S *	6/1995	Bracken	D19/83
D374,598	S *	10/1996	Bailey et al.	D8/330
D387,536	S *	12/1997	De Colibus	D1/110
D389,730	S *	1/1998	Nakamura	D8/395
5,718,023	A	2/1998	Billish	
5,820,095	A	10/1998	Stone	
5,996,271	A *	12/1999	Packer	43/42.24

D424,654	S *	5/2000	Canales	D22/132
D432,404	S *	10/2000	Garfinkle	D8/395
D441,418	S *	5/2001	Ricord	D22/132
D445,134	S *	7/2001	Leeds	D19/84
D469,153	S *	1/2003	Gibbs	D22/132
6,543,615	B2	4/2003	Lake	
D476,071	S *	6/2003	Farmer	D23/367
D477,775	S *	7/2003	Adams et al.	D8/395
D486,523	S *	2/2004	Lederer et al.	D19/83
6,753,004	B2 *	6/2004	Ollis et al.	424/410
D498,509	S *	11/2004	Toscano, Jr.	D22/132
D517,913	S *	3/2006	Mouyos	D9/434
D526,697	S *	8/2006	Meroney	D22/132
D571,648	S *	6/2008	Rieder	D8/395
2002/0027357	A1 *	3/2002	Lake	281/30

* cited by examiner

Primary Examiner — Elizabeth Albert

(74) *Attorney, Agent, or Firm* — Lech Law, LLC; Robert R. Lech

(57) **CLAIM**

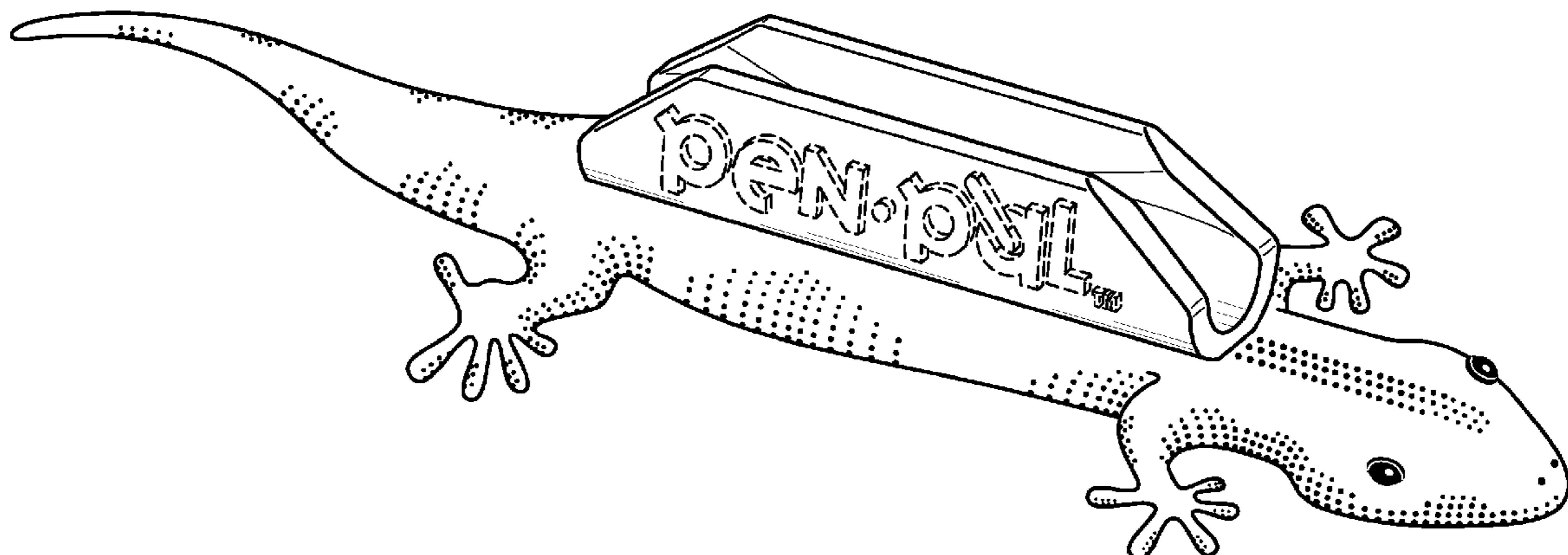
What is claimed is the ornamental design for a writing utensil holder, as shown and described.

DESCRIPTION

FIG. 1 is a perspective view of a writing utensil holder; FIG. 2 is a front elevational view of the writing utensil holder of FIG. 1; FIG. 3 is a rear elevational view of the writing utensil holder of FIG. 1; FIG. 4 is a left side elevational view of the writing utensil holder of FIG. 1; FIG. 5 is a right side elevational view of the writing utensil holder of FIG. 1; FIG. 6 is a top plan view of the writing utensil holder of FIG. 1; and, FIG. 7 is a bottom plan view of the writing utensil holder of FIG. 1.

The broken lines showing raised indicia are included for the purpose of illustrating environment and form no part of the claimed design.

1 Claim, 3 Drawing Sheets



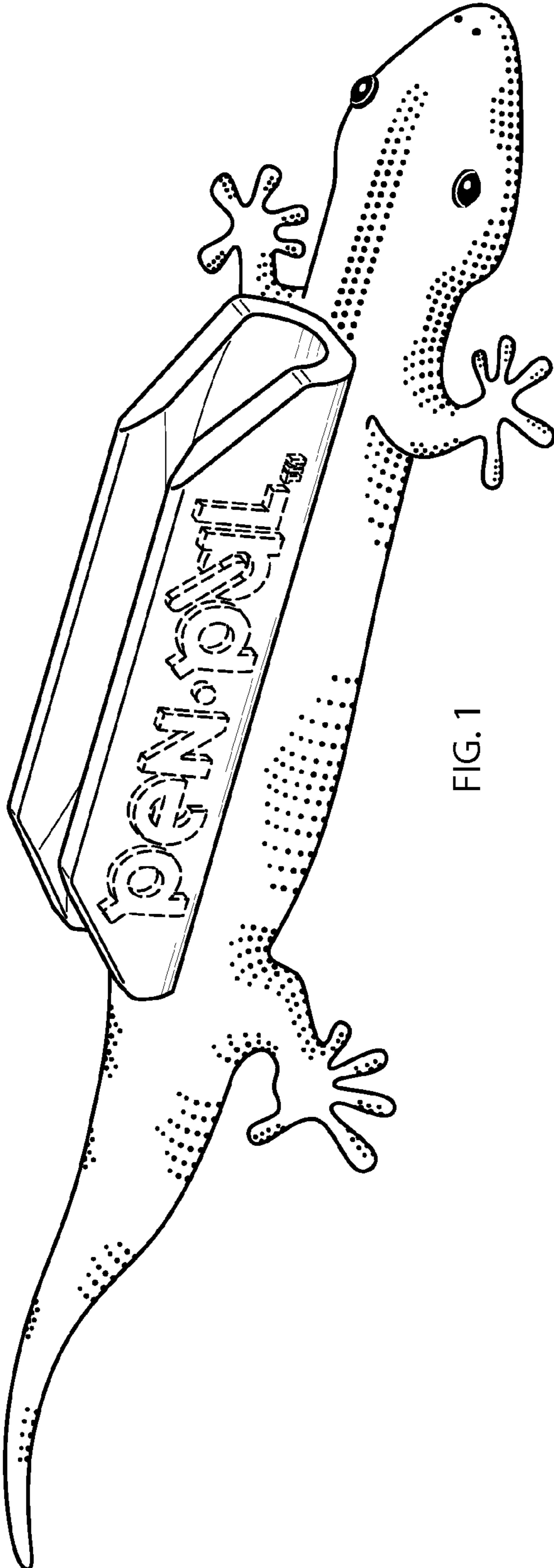


FIG. 1

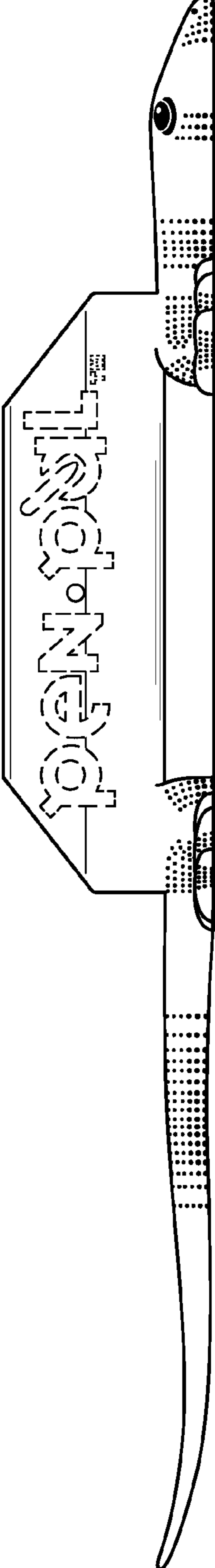


FIG. 2

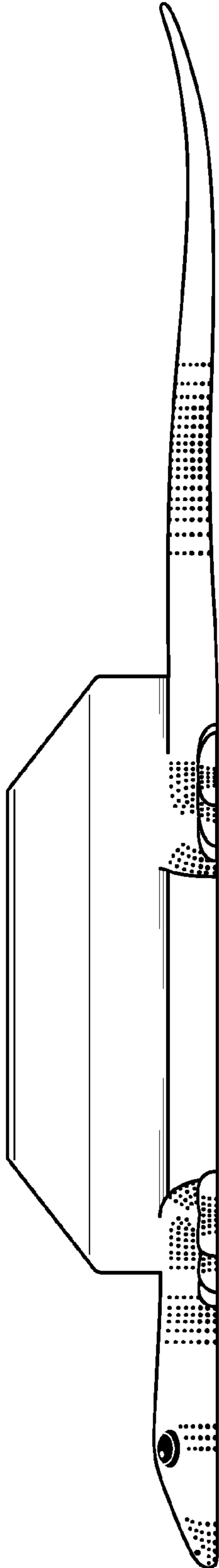


FIG. 3



FIG. 4

FIG. 5

