



US00D640734S

(12) **United States Design Patent**
Weinstein et al.

(10) **Patent No.:** **US D640,734 S**

(45) **Date of Patent:** **** Jun. 28, 2011**

(54) **ERGO CALCULATOR**

(76) Inventors: **Marc Chase Weinstein**, Roslyn Harbor,
NY (US); **Yuji Fujimura**, Tokyo (JP)

(**) Term: **14 Years**

(21) Appl. No.: **29/345,606**

(22) Filed: **Oct. 19, 2009**

(51) **LOC (9) Cl.** **18-01**

(52) **U.S. Cl.** **D18/11**

(58) **Field of Classification Search** D14/218,
D14/336, 341-347, 371-376, 387; D18/1,
D18/2, 3.1-3.3, 4.1-4.6, 5-12, 12.1-12.3;
D21/324, 329, 332, 512; D99/28, 34-38,
D99/40; 235/1 E, 2, 7 R, 12, 22, 33, 51,
235/52, 58 R, 59 A, 59 BC-59 BH, 59 CP,
235/59 T, 59 TP, 61 R; 708/100, 105, 130
See application file for complete search history.

(56) **References Cited**

U.S. PATENT DOCUMENTS

D334,766 S * 4/1993 Peersmann D18/7
D337,588 S * 7/1993 Cruz et al. D14/218
D424,604 S * 5/2000 Leung D18/7
D451,603 S * 12/2001 Bastyr et al. D14/371

D477,310 S * 7/2003 Moransais D14/218
D513,035 S * 12/2005 Lui D18/7
D535,335 S * 1/2007 Mandel D18/2
D538,327 S * 3/2007 Weinstein D18/11
D564,015 S * 3/2008 Booty D18/7
D570,901 S * 6/2008 Weinstein D18/7
D591,731 S * 5/2009 Lee et al. D14/218
2006/0218044 A1 * 9/2006 Gal et al. 705/16

* cited by examiner

Primary Examiner — Garth Rademaker

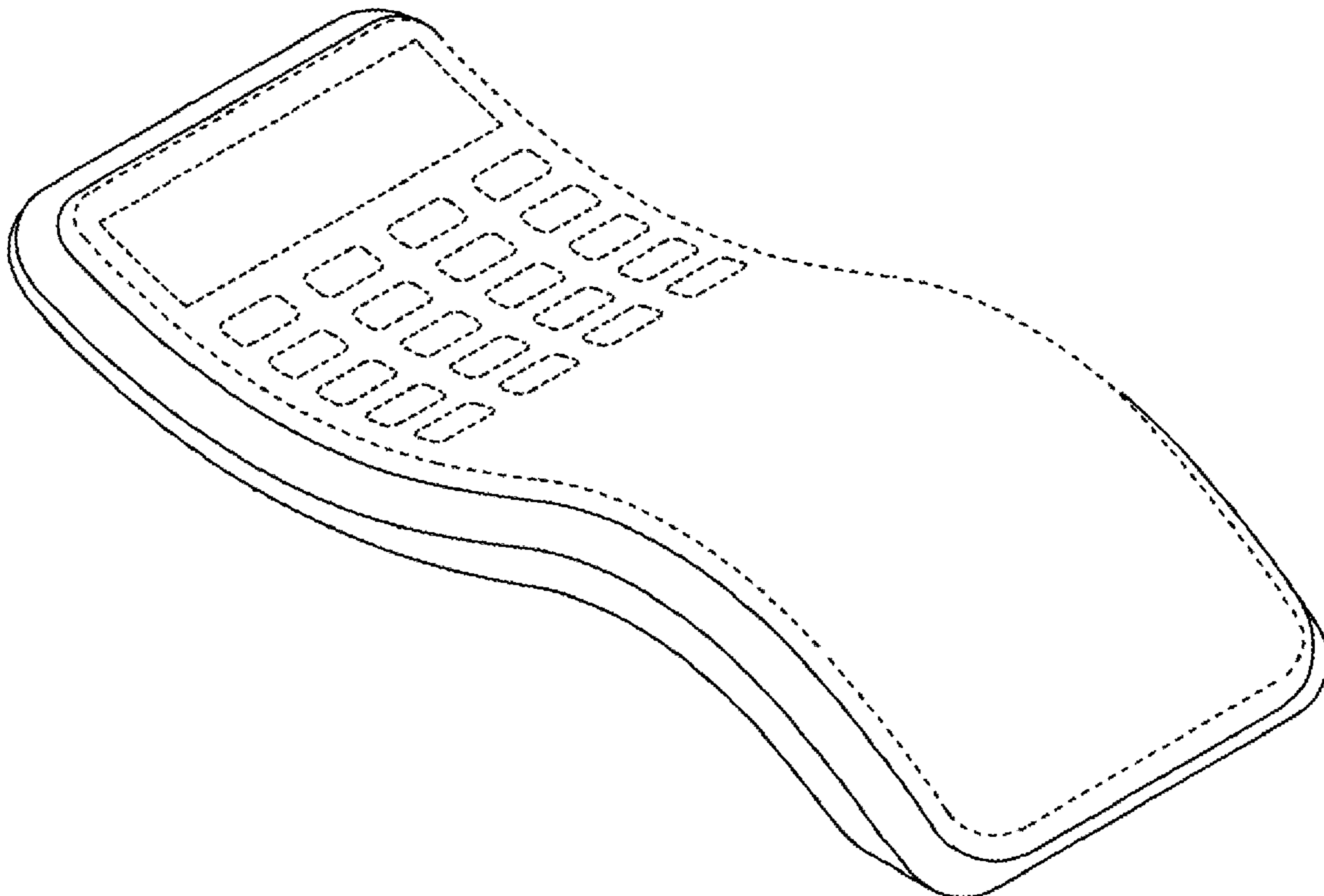
(57) **CLAIM**

The ornamental design for an ergo calculator, as shown and described.

DESCRIPTION

FIG. 1 is a perspective view of an ergo calculator showing our new design;
FIG. 2 shows a front elevation view thereof;
FIG. 3 shows a rear elevation view thereof;
FIG. 4 shows a left side elevation view thereof;
FIG. 5 shows bottom plan view thereof shown in larger scale; and,
FIG. 6 shows a top plan view thereof shown in larger scale.
The broken lines depict environmental structure only and form no part of the claimed design.

1 Claim, 3 Drawing Sheets



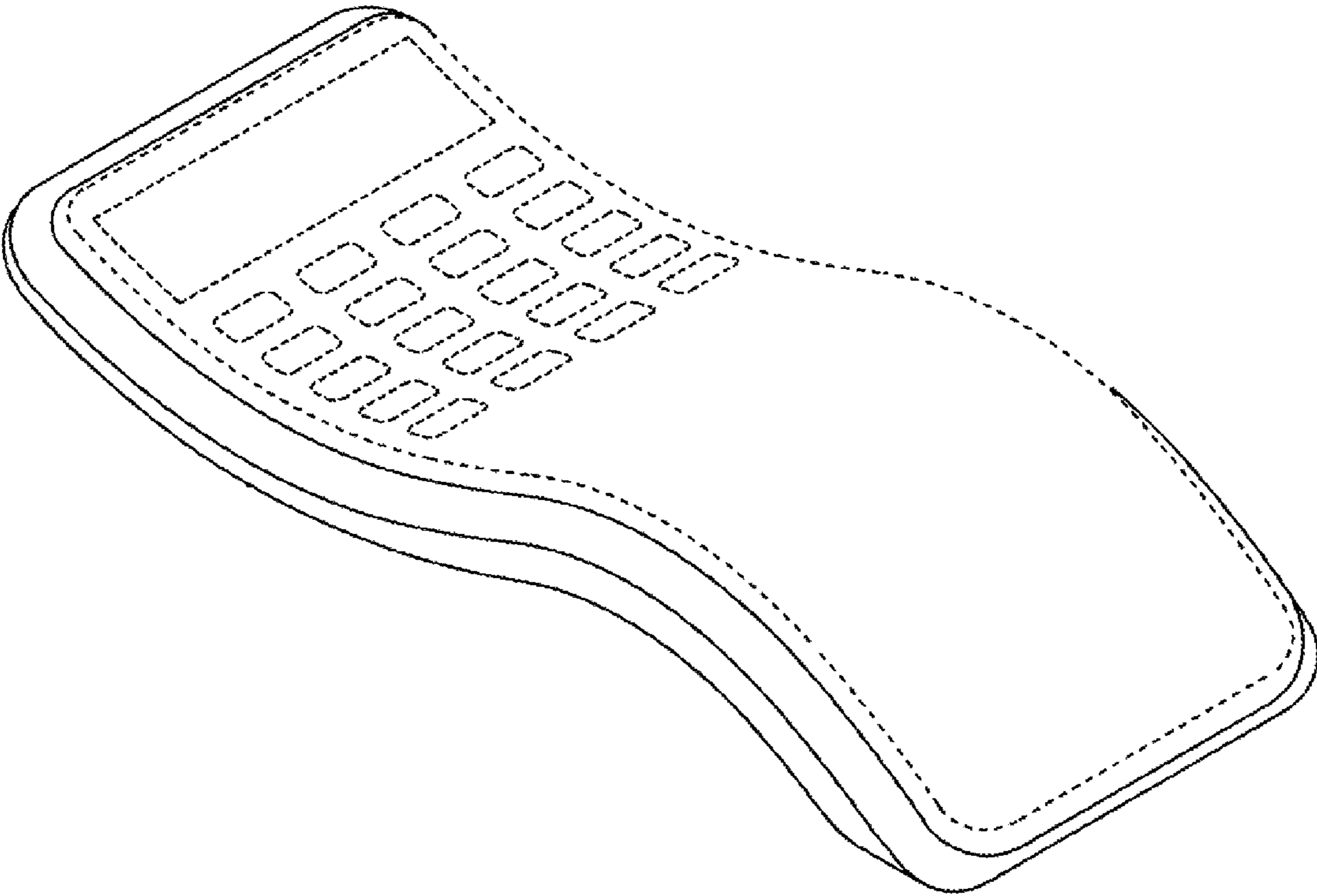


Fig. 1




Fig. 2

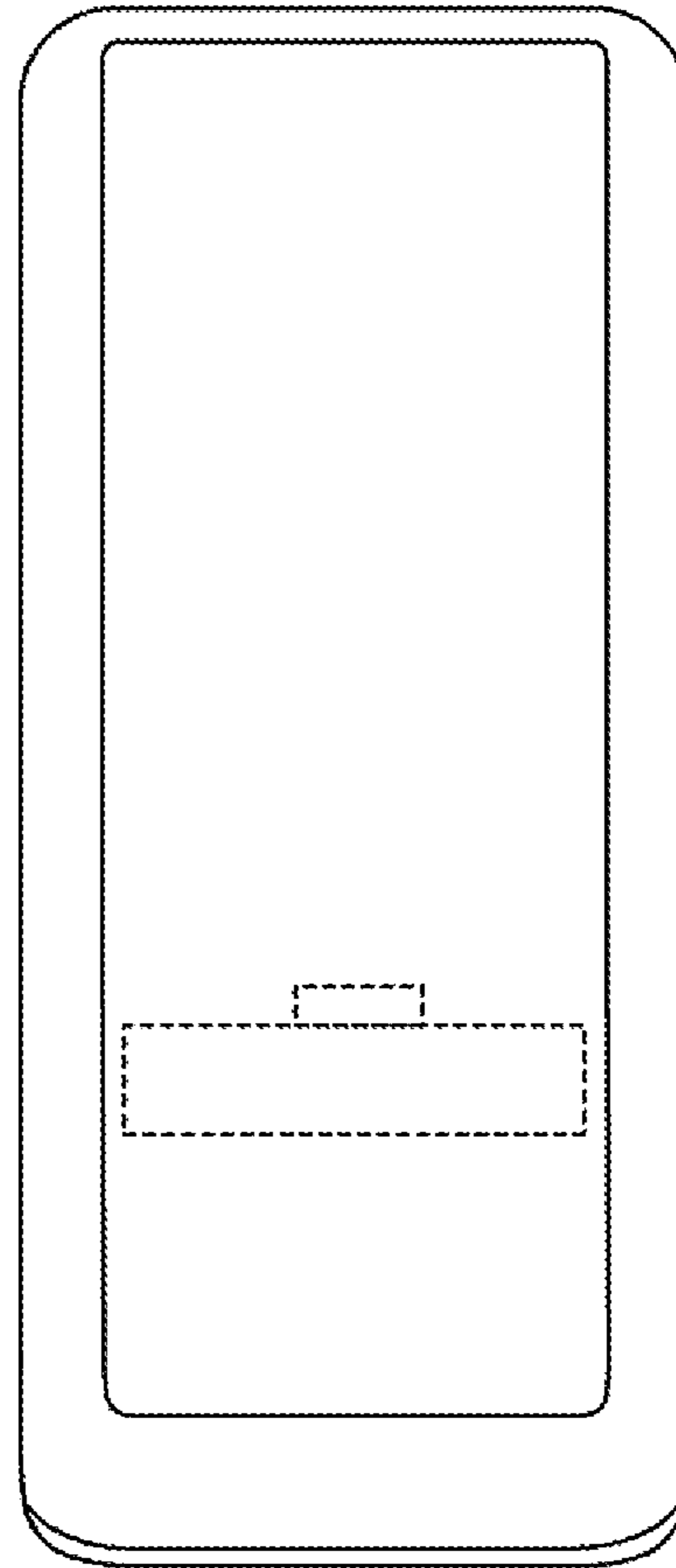


Fig. 3

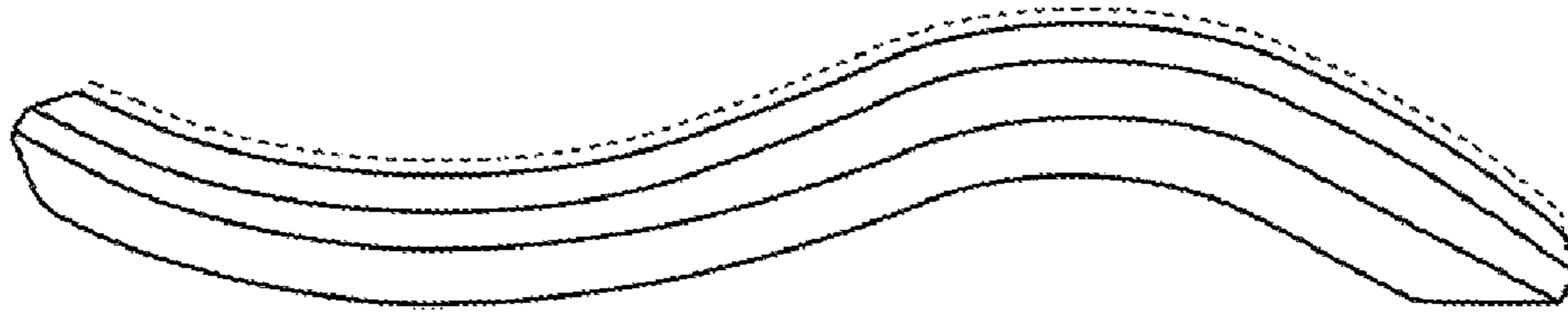


Fig. 4




Fig. 5




Fig. 6