



US00D640687S

(12) **United States Design Patent**
Matsuoka

(10) **Patent No.:** **US D640,687 S**
(45) **Date of Patent:** **** Jun. 28, 2011**

(54) **HOUSING FOR A MOBILE COMPUTING DEVICE**

(75) Inventor: **Yoshimichi Matsuoka**, Cupertino, CA (US)

(73) Assignee: **Hewlett-Packard Development Company, L.P.**, Houston, TX (US)

(**) Term: **14 Years**

(21) Appl. No.: **29/356,577**

(22) Filed: **Feb. 26, 2010**

Related U.S. Application Data

(63) Continuation of application No. 29/332,190, filed on Feb. 10, 2009, now Pat. No. Des. 612,846, which is a continuation of application No. 29/317,646, filed on May 2, 2008, now Pat. No. Des. 588,594.

(51) **LOC (9) Cl.** **14-02**

(52) **U.S. Cl.** **D14/341; D14/346**

(58) **Field of Classification Search** D14/341-346, D14/433, 432; D18/1, 2, 7, 11; 235/145 A, 235/145 R; 341/22, 23, 156, 168, 169, 172, 341/173; 349/12; 361/680-686, 690-696; D9/59, 60; 434/201; 345/156, 168, 169, 345/172, 173, 87

See application file for complete search history.

(56) **References Cited**

U.S. PATENT DOCUMENTS

D490,100 S *	5/2004	Su et al.	D18/2
D494,166 S	8/2004	Kumagai et al.		
D511,342 S	11/2005	Chien		
7,016,182 B2 *	3/2006	Brandenberg et al.	...	361/679.06
D535,281 S	1/2007	Yang		
7,181,256 B2 *	2/2007	Hyun et al.	455/575.3
D546,313 S	7/2007	Lheem		
D548,716 S *	8/2007	Park et al.	D14/138 AD
D558,173 S *	12/2007	Oross et al.	D14/138 AD
D558,757 S	1/2008	Andre et al.		

D561,159 S	2/2008	Heng et al.		
D561,782 S	2/2008	Kim		
D562,289 S	2/2008	Suk et al.		
D563,935 S	3/2008	Kim et al.		
D568,284 S	5/2008	Lee et al.		
D575,259 S *	8/2008	Kim et al.	D14/138 AD
D581,390 S	11/2008	Ma et al.		
D585,044 S	1/2009	Seo et al.		
D588,594 S *	3/2009	Matsuoka	D14/341
D590,804 S	4/2009	Tkachuk		

(Continued)

OTHER PUBLICATIONS

Final Office Action dated Jun. 11, 2010 U.S. Appl. No. 29/334,743, 5 pages.

(Continued)

Primary Examiner — Cathron Brooks

Assistant Examiner — Barbara Fox

(74) *Attorney, Agent, or Firm* — Mahamedi Paradice Kreisman LLP; Van Mahamedi

(57) **CLAIM**

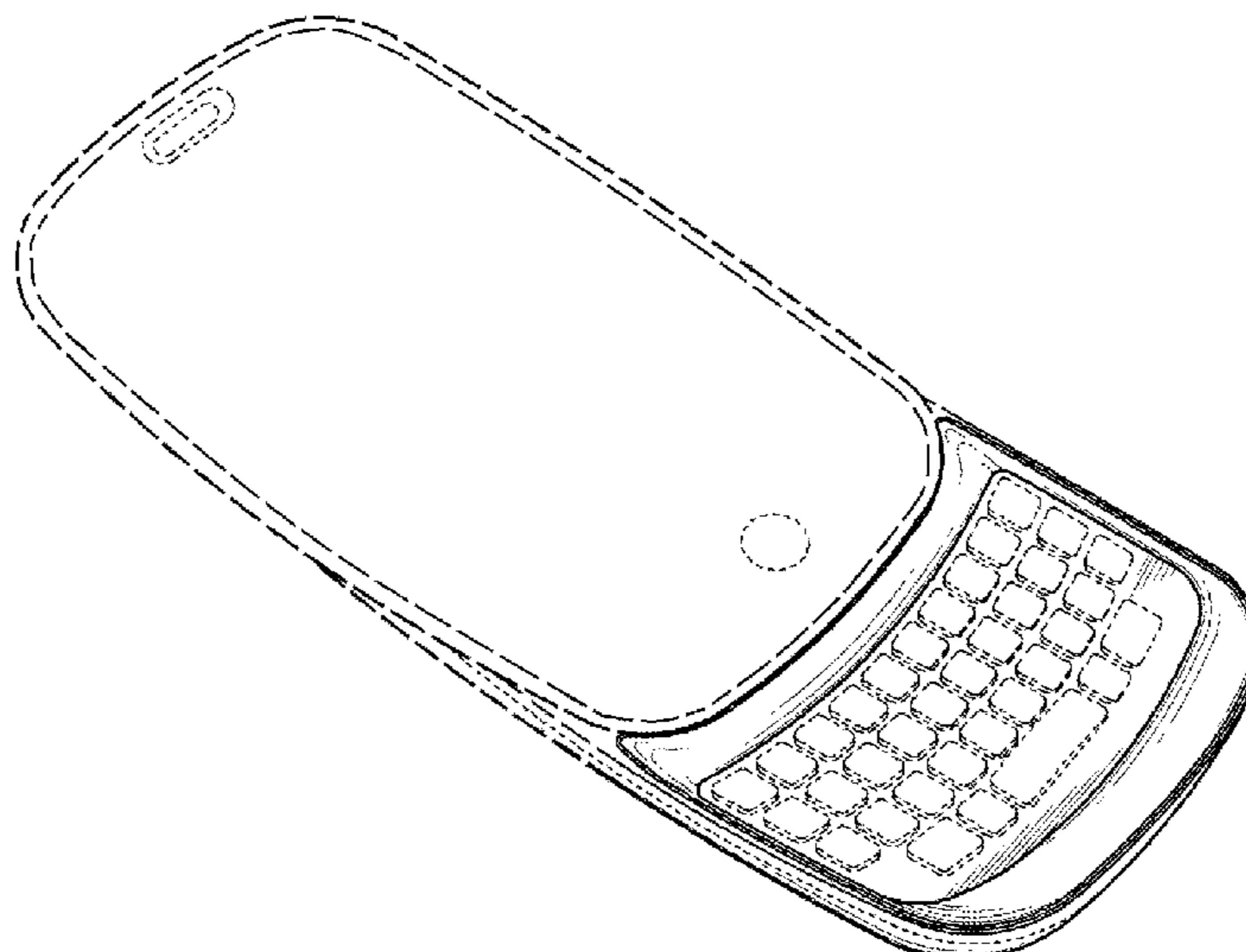
The ornamental design for a housing for a mobile computing device, as shown and described.

DESCRIPTION

FIG. 1 is a leftward front isometric view of a housing for a mobile computing device showing the new design; FIG. 2 is a rightward front isometric view of the housing for the mobile computing device of FIG. 1; FIG. 3 is a front view of FIG. 1; FIG. 4 is a leftward side view of FIG. 1; FIG. 5 is a rightward side view of FIG. 1; FIG. 6 is a bottom end view of FIG. 1; and, FIG. 7 is a back view of FIG. 1.

In the drawings, the long dashed lines and the short dashed lines indicate unclaimed portions of the housing for a mobile computing device and form no part of the claimed design.

1 Claim, 6 Drawing Sheets



US D640,687 S

Page 2

U.S. PATENT DOCUMENTS

D591,739 S * 5/2009 Matsuoka D14/341
D592,628 S 5/2009 Kim et al.
D593,062 S 5/2009 Lee et al.
D594,433 S 6/2009 Seo et al.
D596,152 S 7/2009 Hong et al.
7,564,967 B2 * 7/2009 Pan 379/433.12
D597,507 S 8/2009 Jung et al.
D600,230 S 9/2009 Salmi et al.
D600,241 S 9/2009 Andre et al.
D600,667 S 9/2009 Hu et al.
D601,993 S 10/2009 Yun et al.
D602,014 S 10/2009 Andre et al.
D602,017 S 10/2009 Andre et al.
D602,455 S 10/2009 Lee et al.
D602,903 S 10/2009 Tompkin et al.
D603,830 S * 11/2009 Webb et al. D14/138 G
D606,037 S 12/2009 Christopher et al.
D606,960 S 12/2009 Ahn et al.
7,636,592 B2 12/2009 Kim et al.

D608,228 S 1/2010 Miyawaki
D612,846 S * 3/2010 Matsuoka D14/341
D618,647 S * 6/2010 Wykes et al. D14/138 AD
2003/0034987 A1 * 2/2003 Webb et al. 345/629
2006/0281501 A1 12/2006 Zuo et al.
2007/0155427 A1 7/2007 Tran
2007/0291052 A1 12/2007 van der Meulen
2009/0174666 A1 7/2009 Matsuoka
2009/0176542 A1 * 7/2009 Matsuoka 455/575.4
2009/0186662 A1 7/2009 Rak et al.
2009/0305742 A1 12/2009 Caballero et al.
2010/0120479 A1 * 5/2010 Ogatsu 455/575.4

OTHER PUBLICATIONS

Non-Final Office Action dated Mar. 3, 2010 U.S. Appl. No. 29/334,743, 7 pages.
Notice of Allowance dated Oct. 22, 2011 U.S. Appl. No. 29/334,743, 4 pages.

* cited by examiner

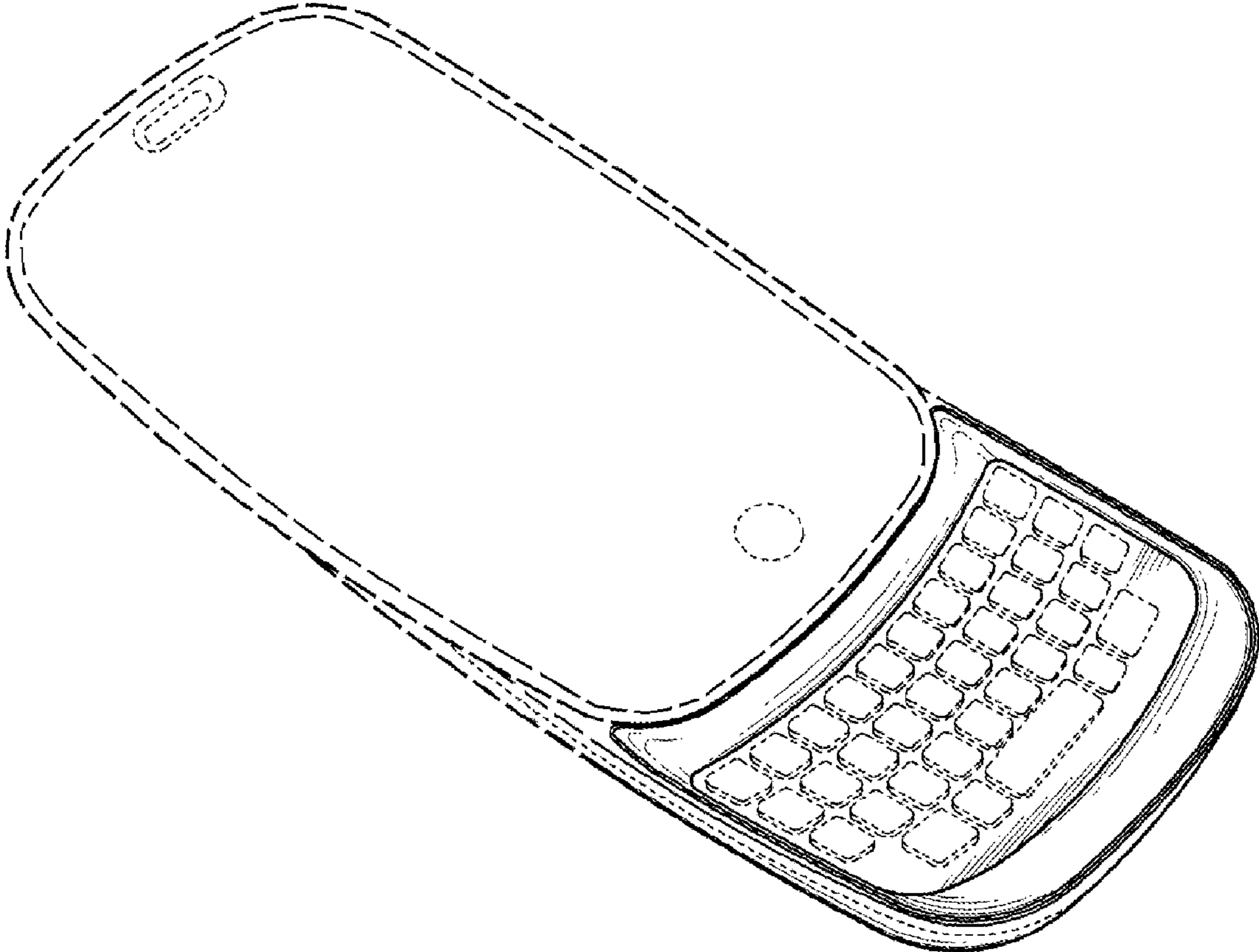


FIG. 1

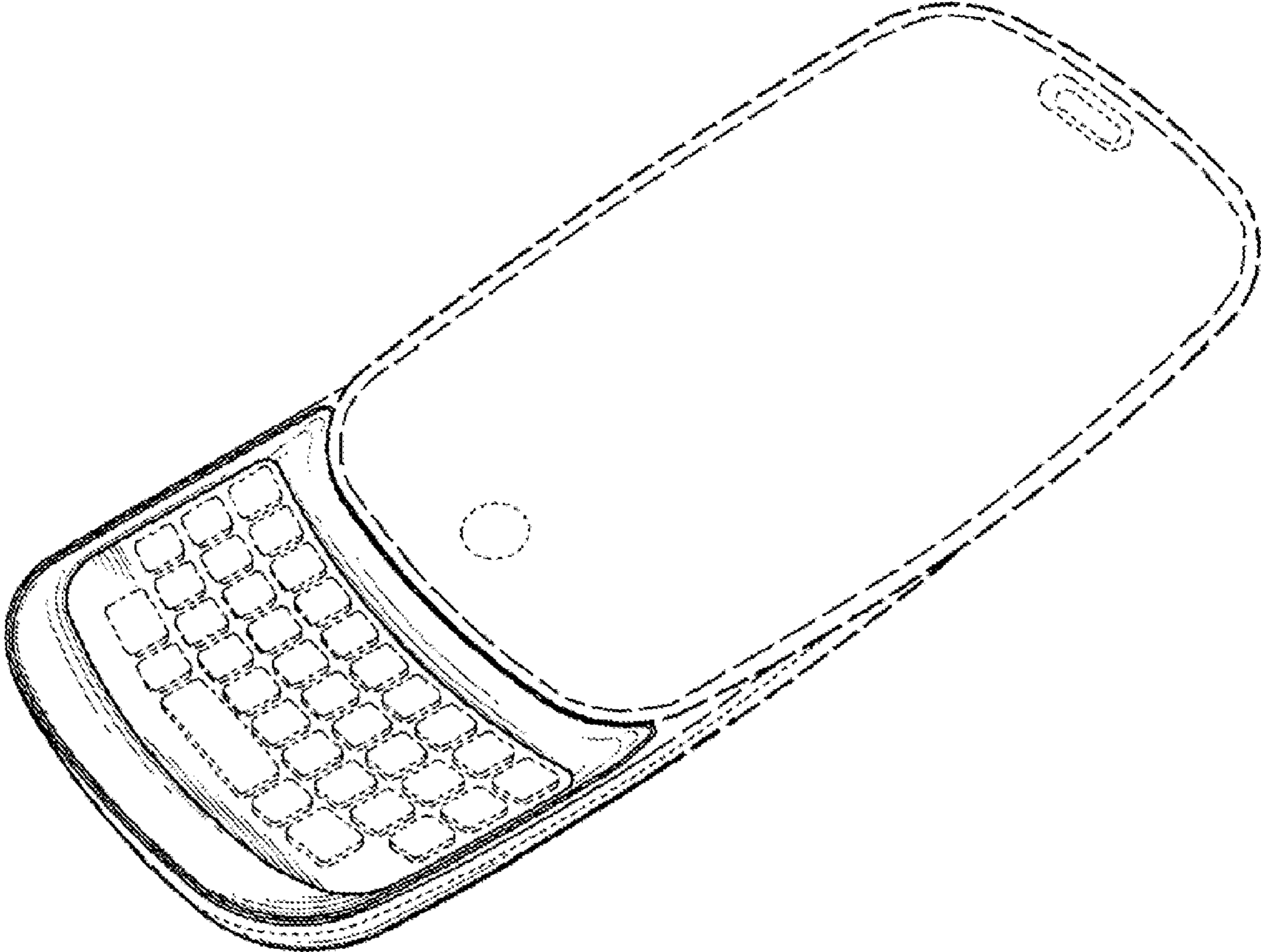


FIG. 2

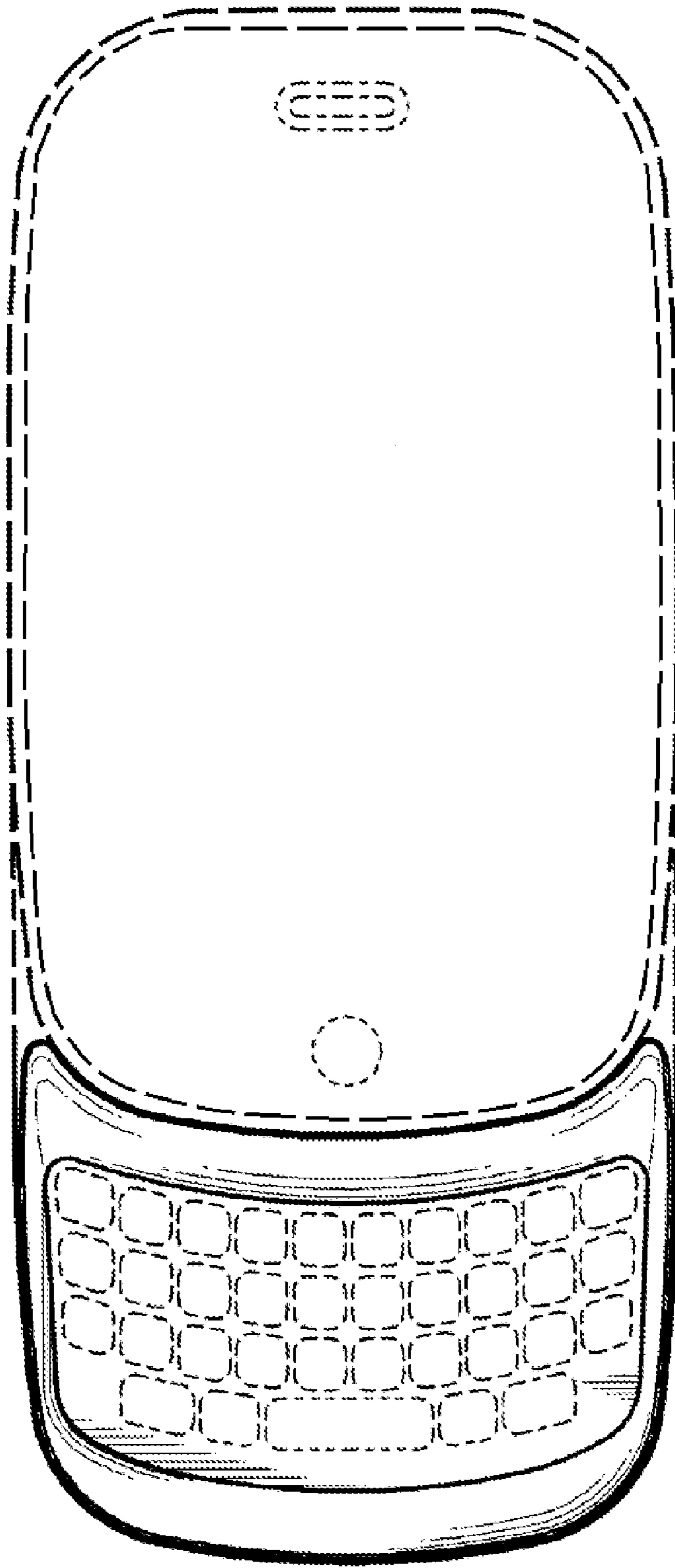


FIG. 3




FIG. 4

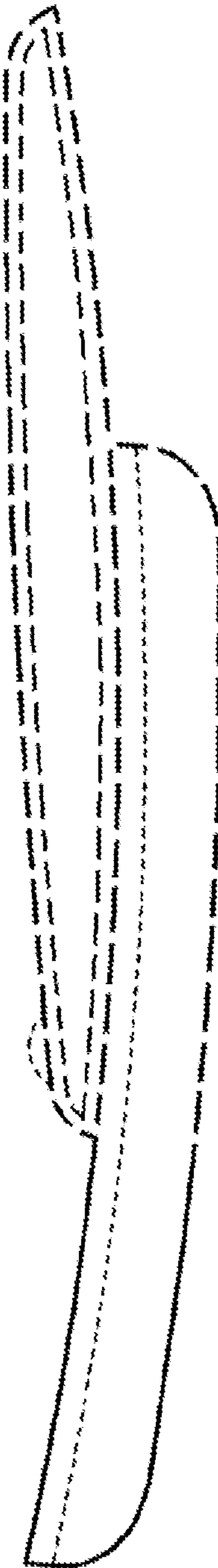


FIG. 5




FIG. 6

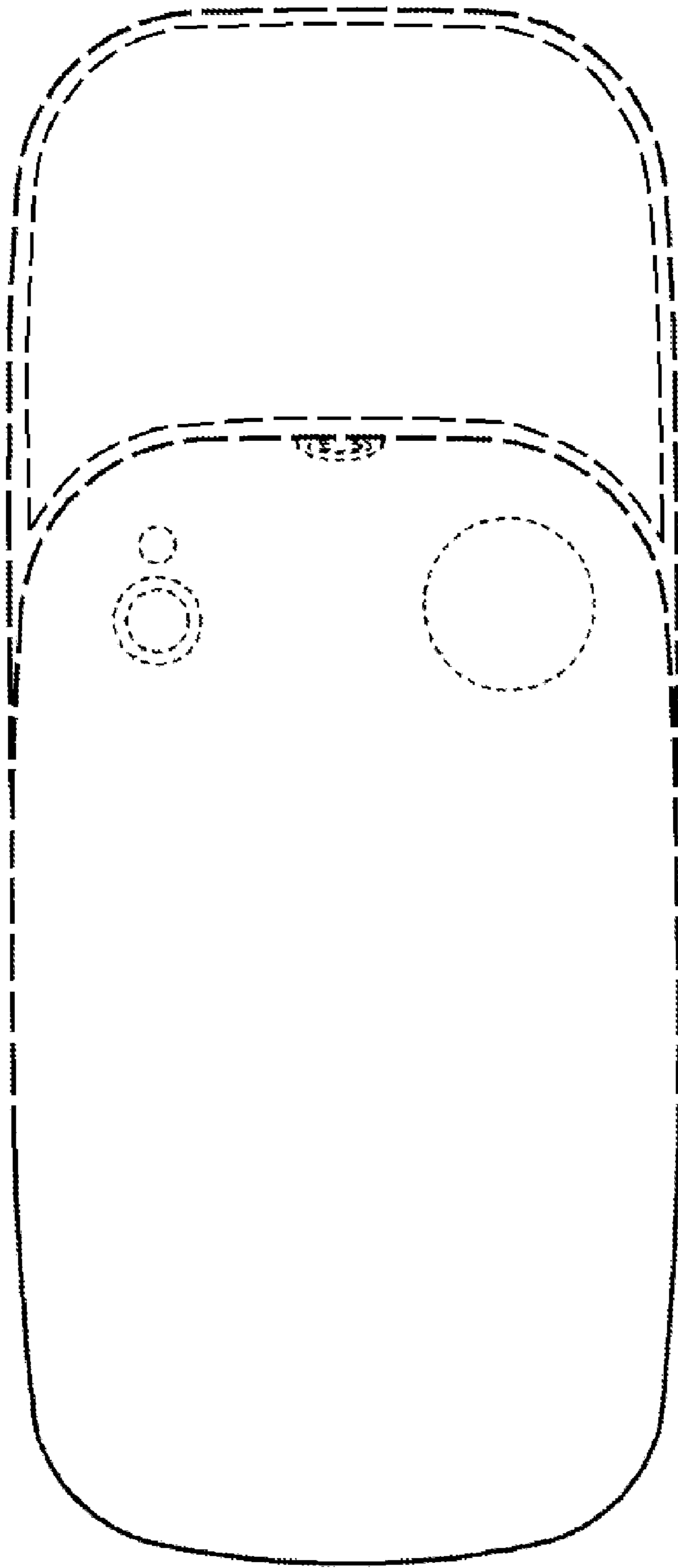


FIG. 7