



US00D640653S

(12) **United States Design Patent**  
**Takami**

(10) **Patent No.:** **US D640,653 S**  
(45) **Date of Patent:** **\*\* Jun. 28, 2011**

(54) **TELEVISION APPARATUS**

(75) Inventor: **Mitsuru Takami**, Osaka (JP)

(73) Assignee: **Panasonic Corporation**, Osaka (JP)

(\*\*) Term: **14 Years**

(21) Appl. No.: **29/385,445**

(22) Filed: **Feb. 14, 2011**

(30) **Foreign Application Priority Data**

Dec. 10, 2010 (JP) ..... 2010-029453

(51) **LOC (9) Cl.** ..... **14-03**

(52) **U.S. Cl.** ..... **D14/126**

(58) **Field of Classification Search** ..... D14/125-134,  
D14/239, 371, 136, 374-377, 440, 450, 448,  
D14/336, 342; 312/7.2; 348/836, 838, 180,  
348/184, 325, 739; 341/12; 248/917-924,  
248/465; 345/104, 133, 156, 168, 87, 173;  
720/605, 669, 600, 655; 369/99, 197; 455/344,  
455/347; D21/329, 515, 577, 622, 333, 433,  
D21/448, 452, 450, 331; D6/477, 479, 300;  
273/148 B; 446/484, 175, 356; D10/15,  
D10/26

See application file for complete search history.

(56) **References Cited**

**U.S. PATENT DOCUMENTS**

D534,884 S \* 1/2007 Nakanishi ..... D14/129

D593,974 S \* 6/2009 Yang et al. .... D14/126  
D601,526 S \* 10/2009 Chino et al. .... D14/126  
D605,149 S \* 12/2009 Kim et al. .... D14/126  
D618,639 S \* 6/2010 Ho et al. .... D14/126  
D621,806 S \* 8/2010 Nagase ..... D14/126  
D623,617 S \* 9/2010 Lee ..... D14/126  
D625,277 S \* 10/2010 Lee et al. .... D14/126  
D633,062 S \* 2/2011 Chino et al. .... D14/126

**FOREIGN PATENT DOCUMENTS**

JP D1065924 4/2000  
JP D1105428 4/2001

\* cited by examiner

*Primary Examiner* — Raphael Barkai

(74) *Attorney, Agent, or Firm* — Brinks Hofer Gilson & Lione

(57) **CLAIM**

I claim the ornamental design for a television apparatus, as shown and described.

**DESCRIPTION**

FIG. 1 is a front perspective view of a television apparatus of the present invention;

FIG. 2 is a front view thereof;

FIG. 3 is a rear view thereof;

FIG. 4 is a first side view thereof;

FIG. 5 is a second side view thereof;

FIG. 6 is a top view thereof; and,

FIG. 7 is a bottom view thereof.

**1 Claim, 3 Drawing Sheets**

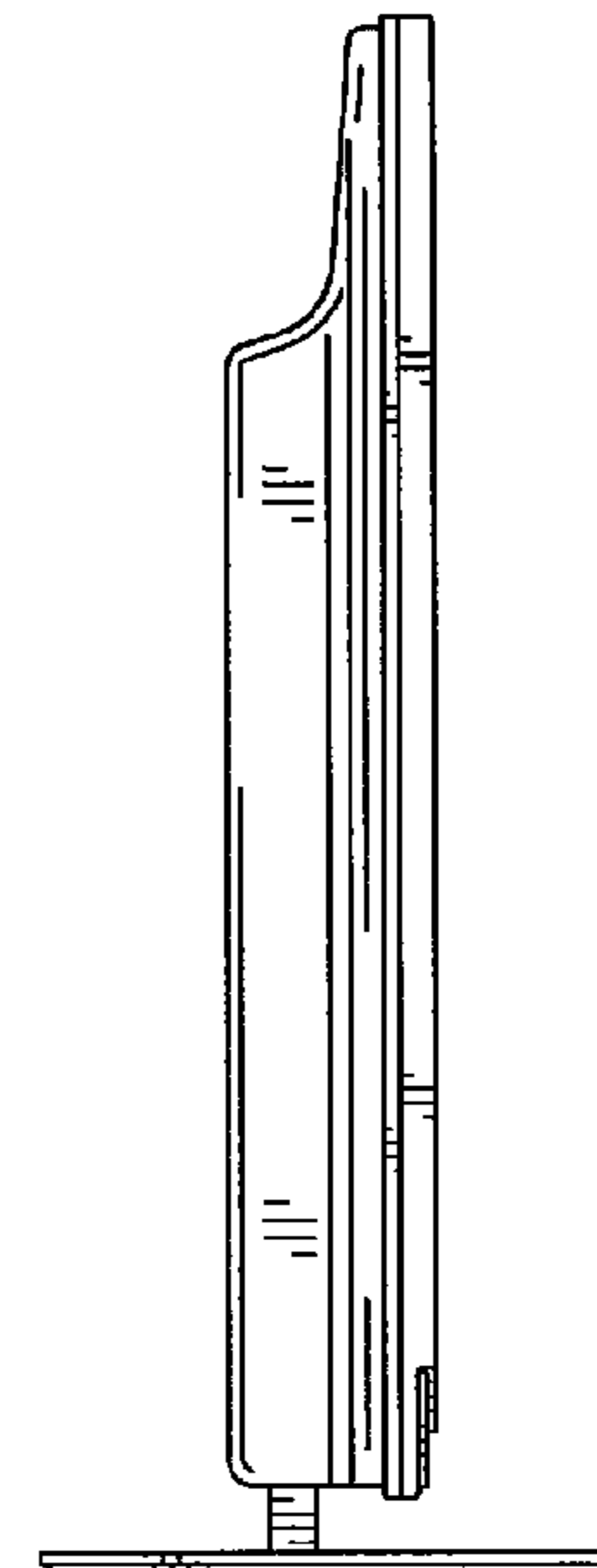
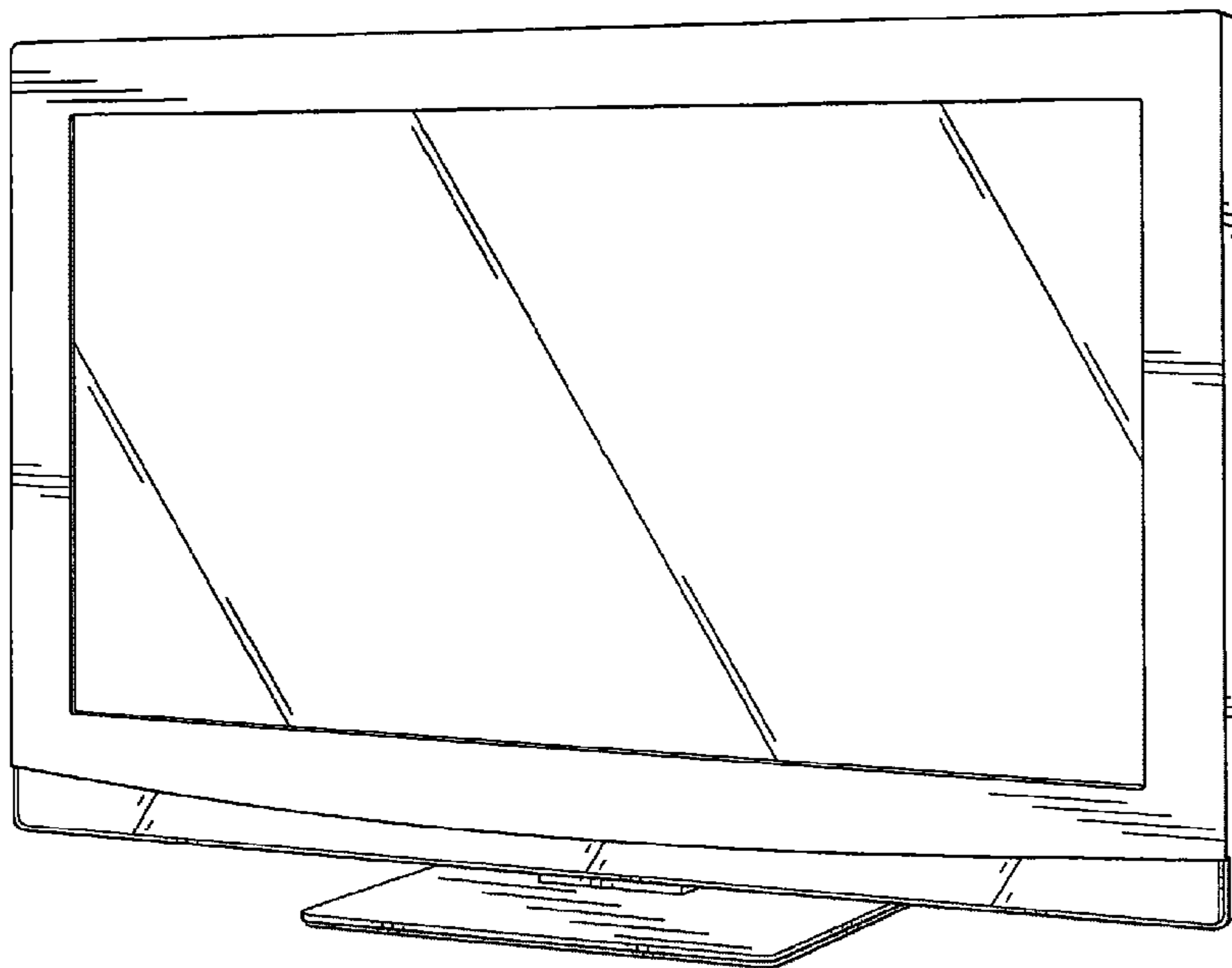


FIG.1

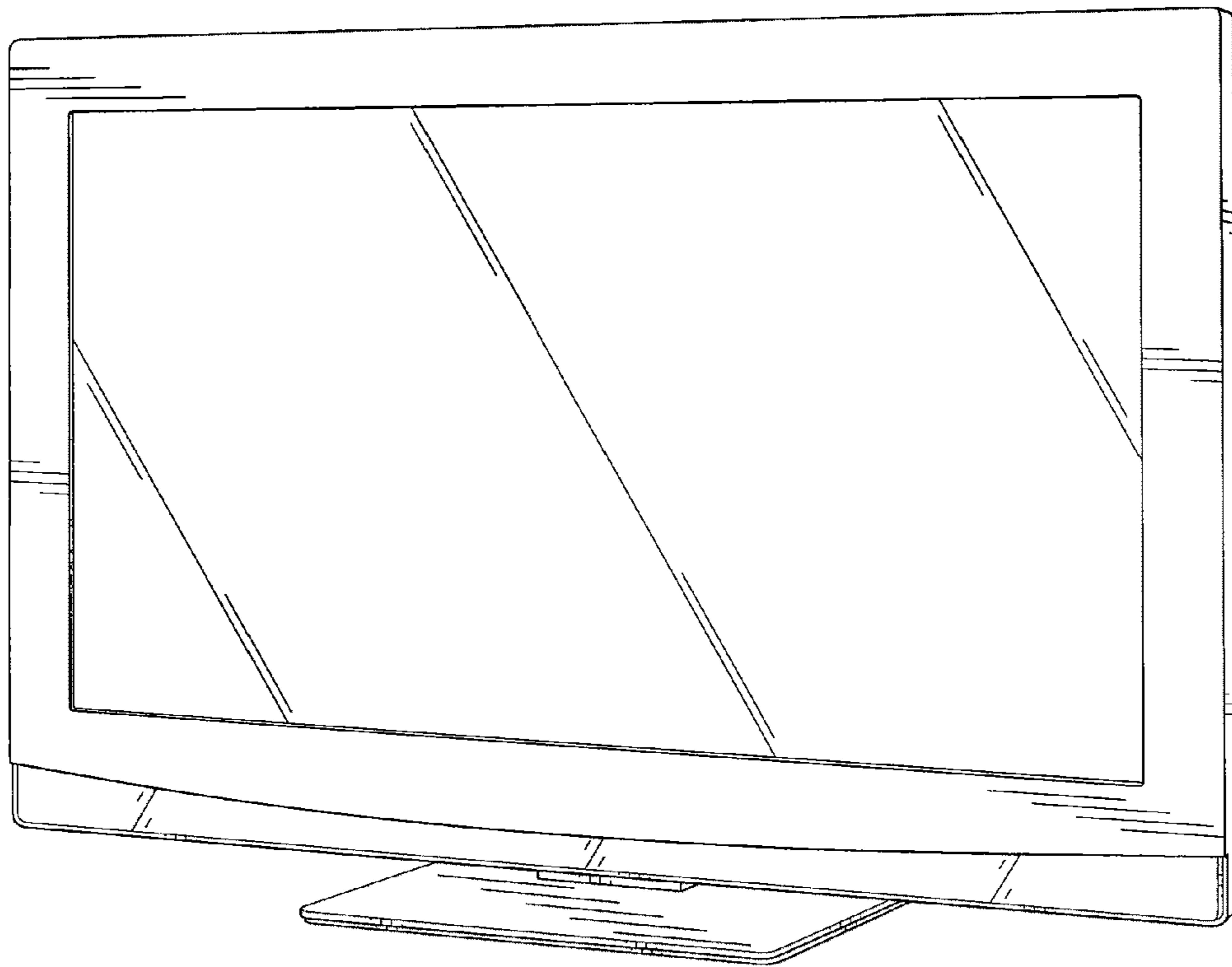


FIG.2

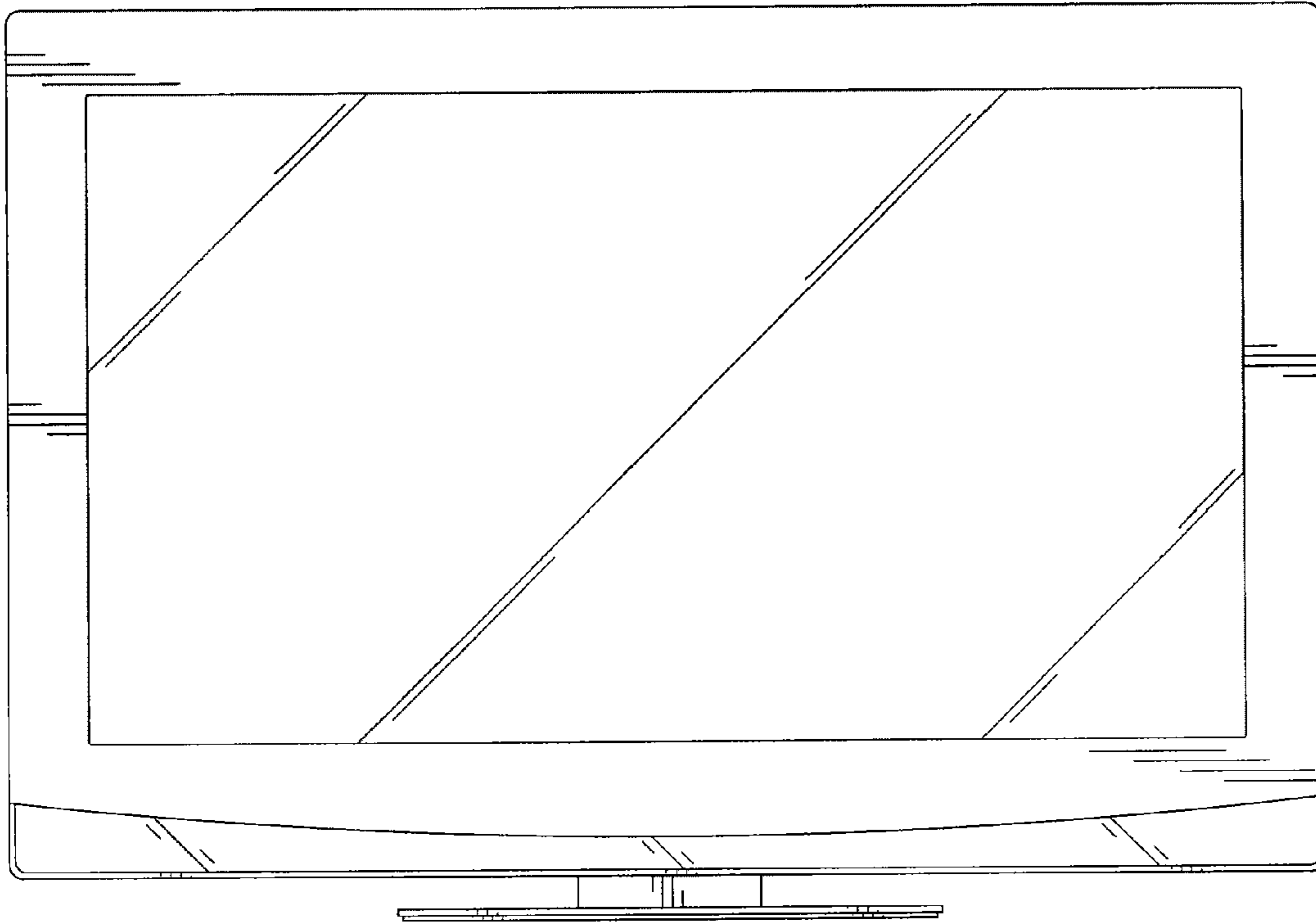
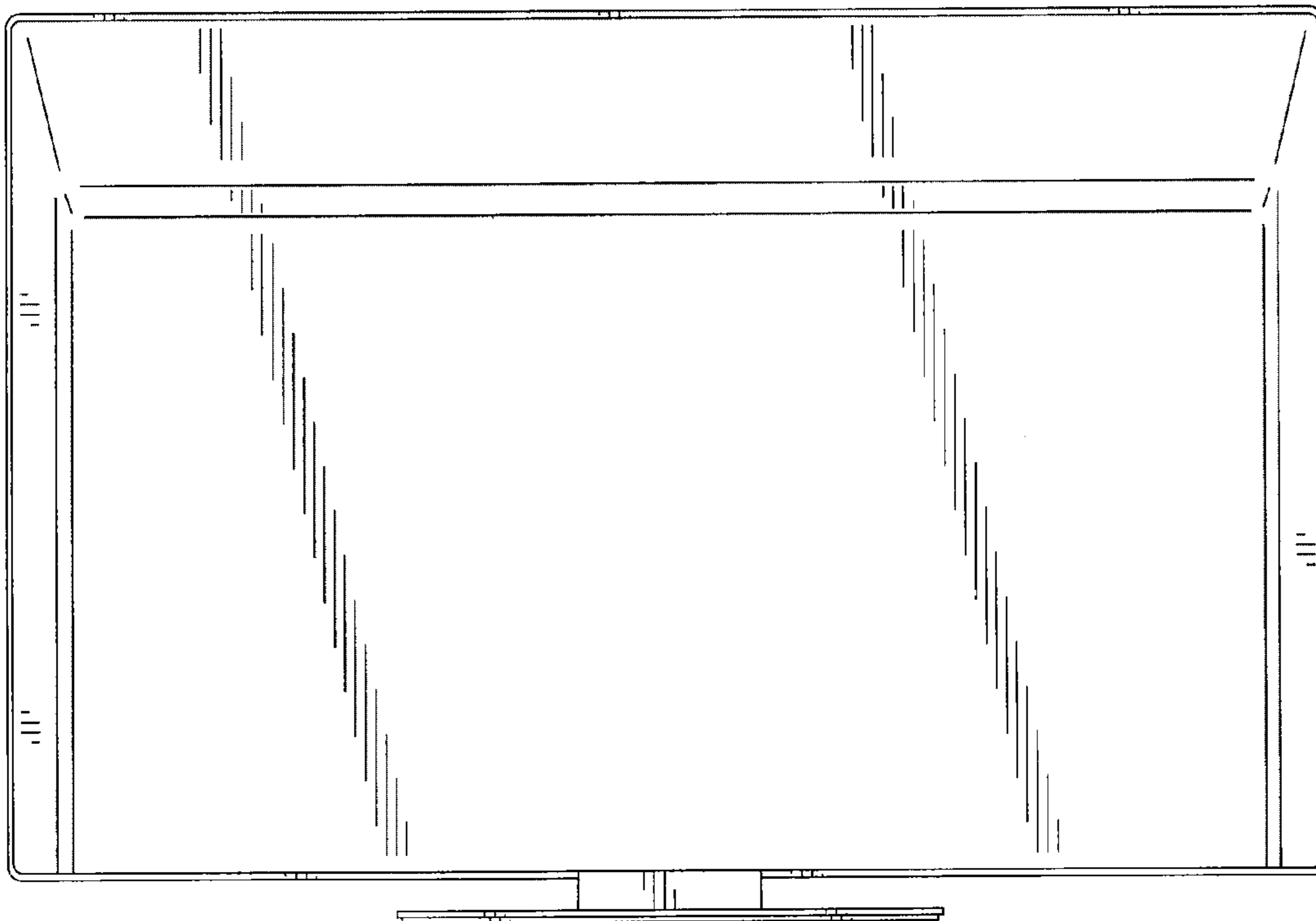
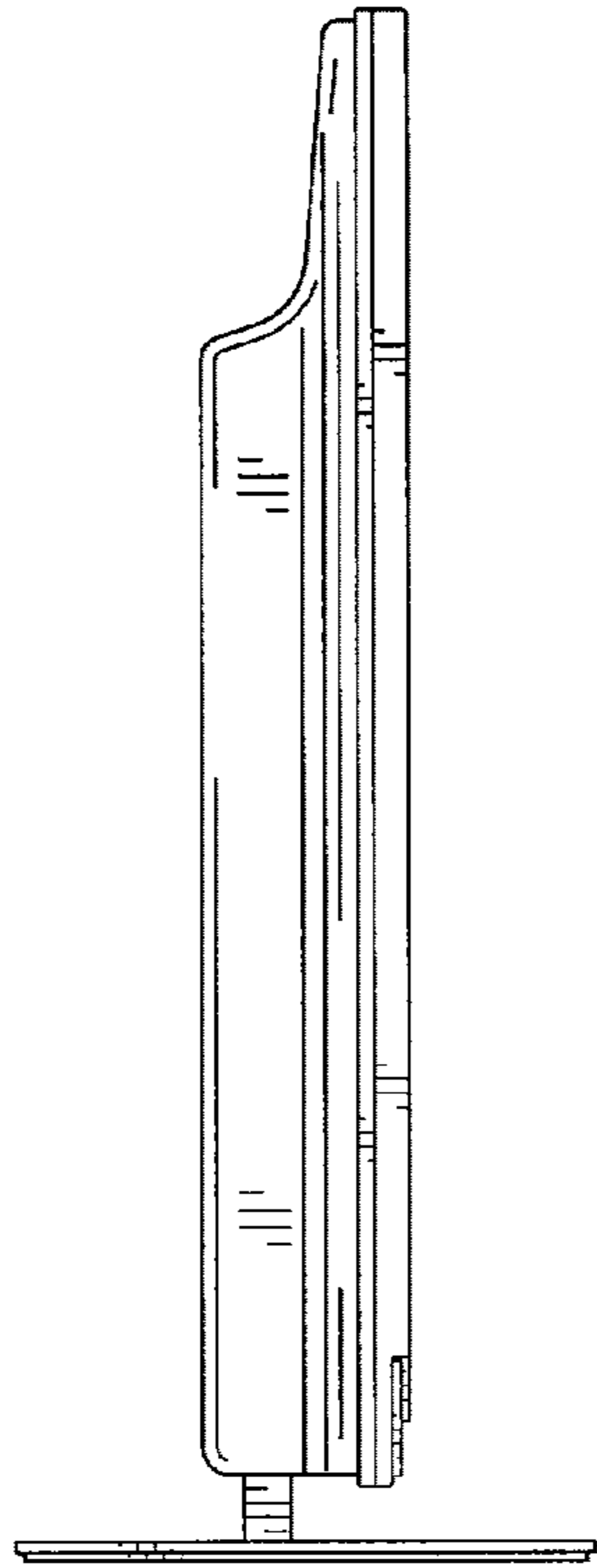


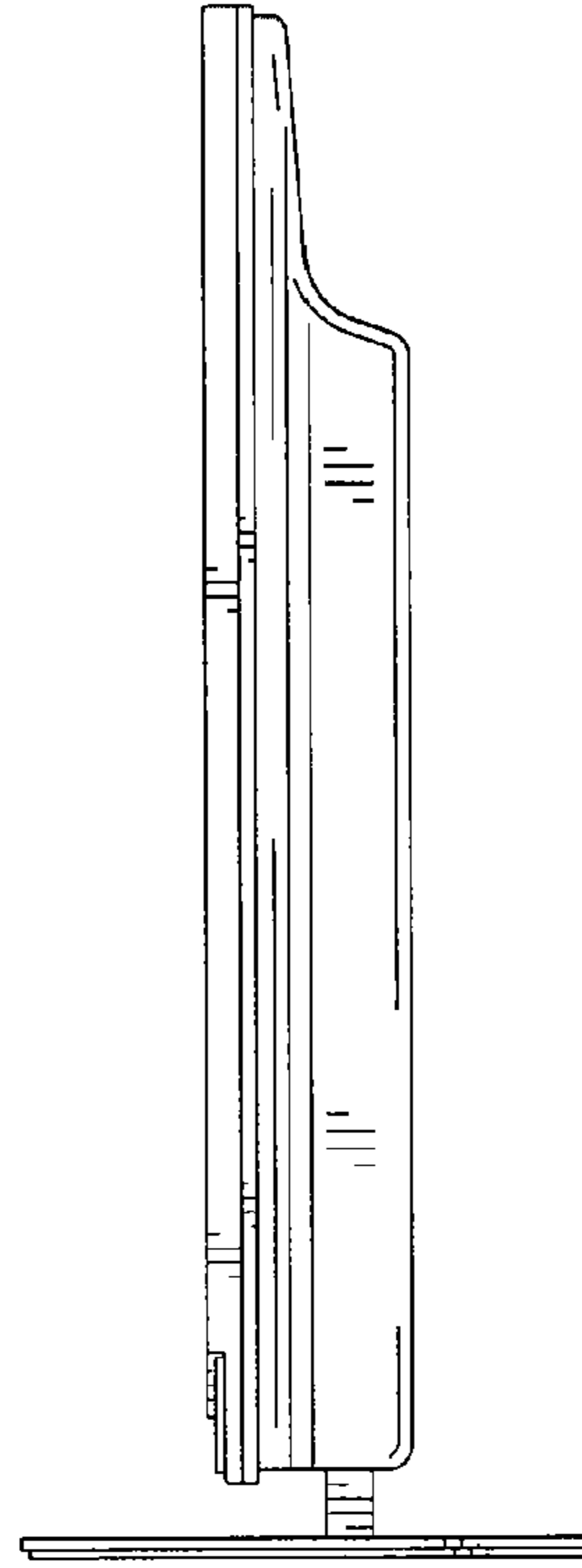
FIG.3




**FIG.4**



**FIG.5**



**FIG.6**



**FIG.7**

