



US00D640648S

(12) **United States Design Patent**  
**Luo**

(10) **Patent No.:** **US D640,648 S**

(45) **Date of Patent:** **\*\* Jun. 28, 2011**

(54) **SET TOP BOX**

(75) Inventor: **Ting Luo**, Shenzhen (CN)

(73) Assignee: **Hon Hai Precision Industry Co., Ltd.**,  
Tu-Cheng, New Taipei (TW)

(\*\*) Term: **14 Years**

(21) Appl. No.: **29/382,185**

(22) Filed: **Dec. 30, 2010**

(51) **LOC (9) Cl.** ..... **14-03**

(52) **U.S. Cl.** ..... **D14/125**

(58) **Field of Classification Search** ..... D14/125-134,  
D14/168, 188, 197, 198, 371, 374-377; 312/7.1,  
312/7.2; 348/836, 838, 180, 184, 325, 739;  
341/12; 349/58; 720/600, 619, 646, 647,  
720/655; 455/347-351; 369/75.11, 75.21  
See application file for complete search history.

(56) **References Cited**

**U.S. PATENT DOCUMENTS**

D489,731 S *	5/2004	Huang	.....	D14/203.7
D502,936 S *	3/2005	Oas	.....	D14/188
D530,342 S *	10/2006	Lee et al.	.....	D14/480.3
D533,863 S *	12/2006	Yamaji	.....	D14/167
D538,779 S *	3/2007	Nohara	.....	D14/167
D558,226 S *	12/2007	Honda	.....	D14/496
D558,788 S *	1/2008	Yu et al.	.....	D14/496

D567,798 S *	4/2008	Oka	.....	D14/167
D581,943 S *	12/2008	Pedersen et al.	.....	D14/496
D583,797 S *	12/2008	Obata	.....	D14/167
D596,061 S *	7/2009	Kurumagawa et al.	.....	D10/106
D618,203 S *	6/2010	Bradford	.....	D14/496
D620,479 S *	7/2010	Hao et al.	.....	D14/215

\* cited by examiner

*Primary Examiner* — Raphael Barkai

*Assistant Examiner* — Randall Gholson

(74) *Attorney, Agent, or Firm* — Zhigang Ma

(57) **CLAIM**

The ornamental design for a set top box, as shown and described.

**DESCRIPTION**

FIG. 1 is a perspective view of a set top box showing my new design;

FIG. 2 is a front elevational view thereof;

FIG. 3 is a rear elevational view thereof.

FIG. 4 is a left side elevational view thereof;


FIG. 5 is a right side elevational view thereof;

FIG. 6 is a top plan view thereof; and,

FIG. 7 is a bottom plan view thereof.

The broken lines shown in the drawings are included for the purpose of illustrating environmental structure and forms no part of the claimed design.

**1 Claim, 7 Drawing Sheets**



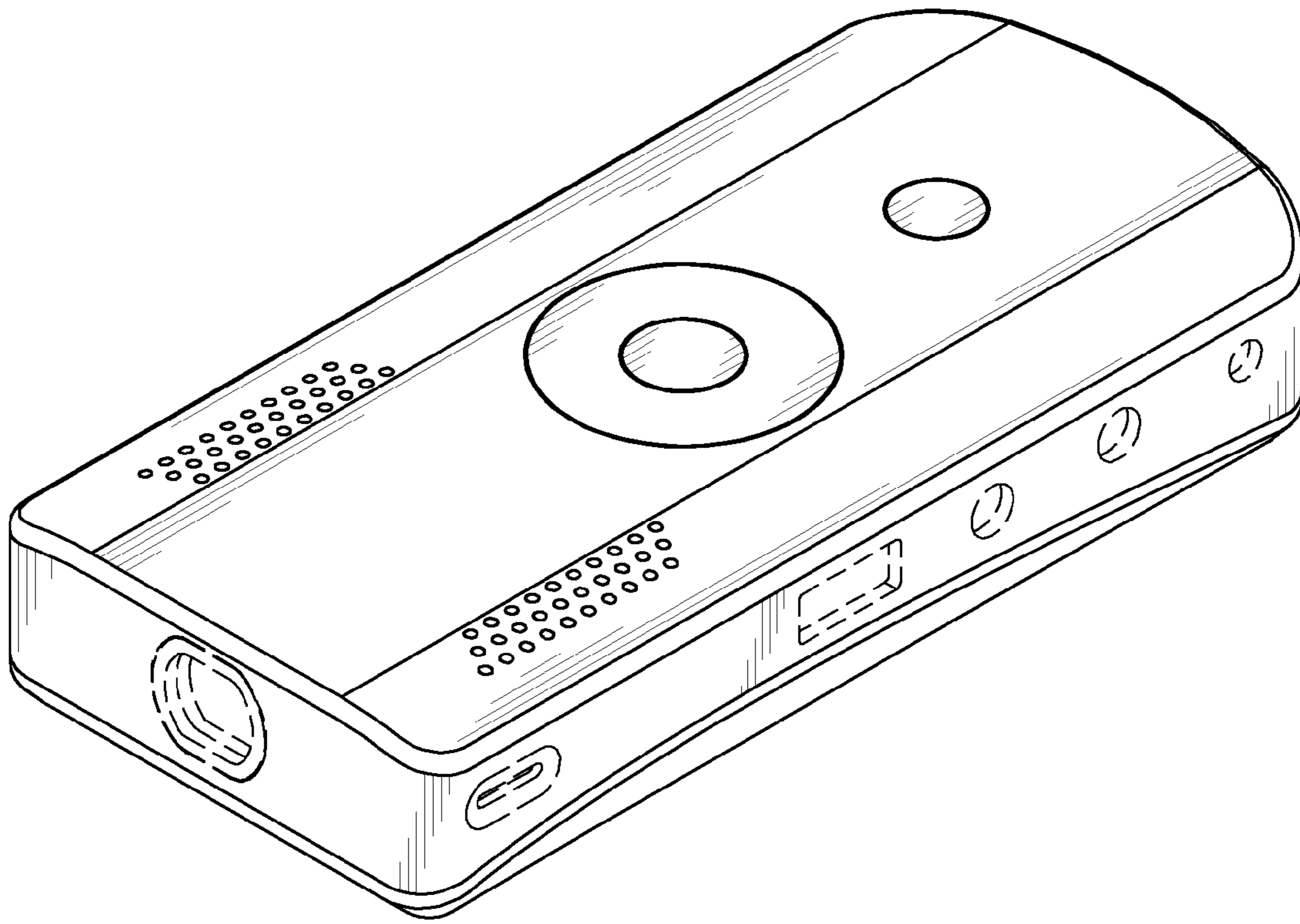


FIG. 1

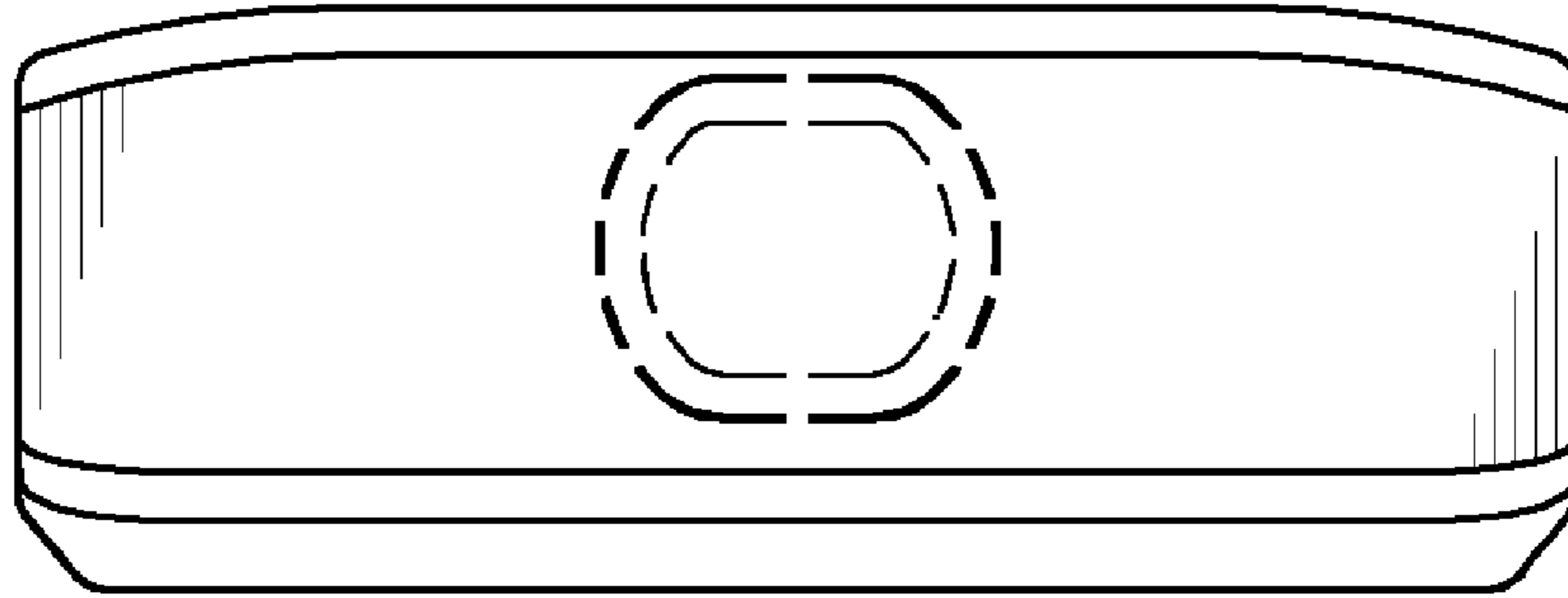


FIG. 2

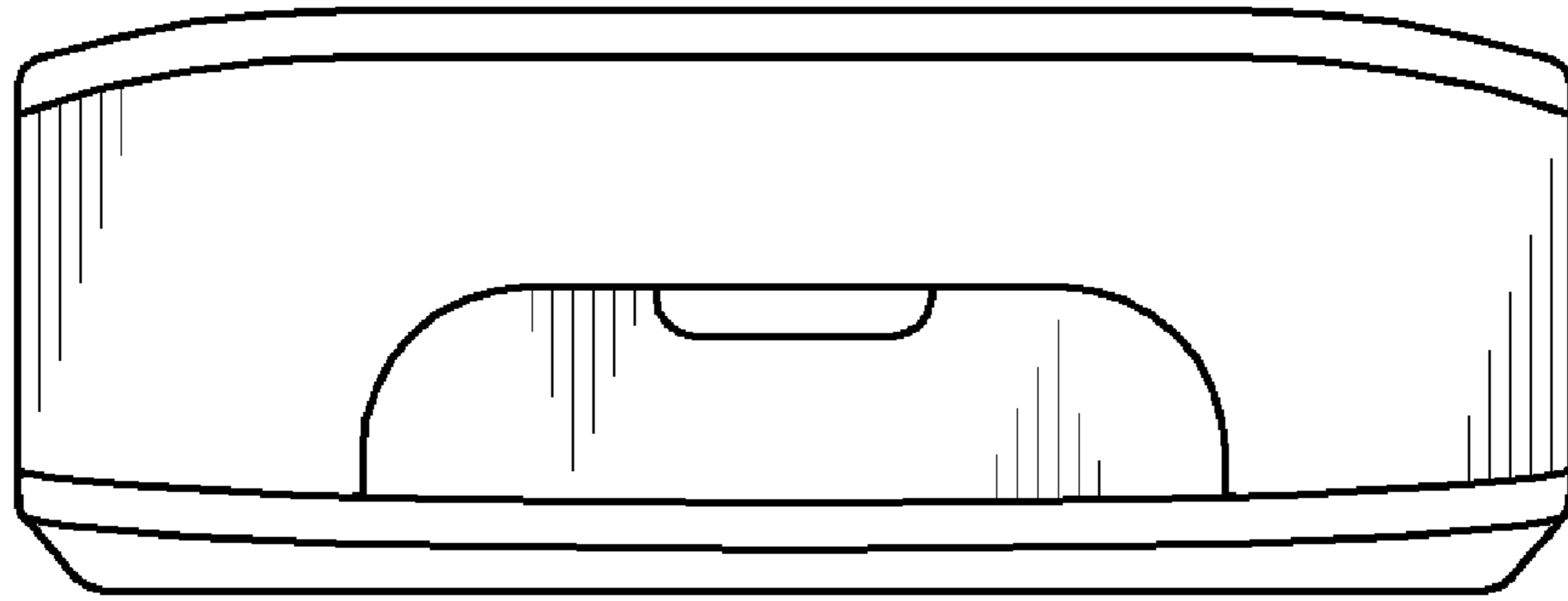


FIG. 3

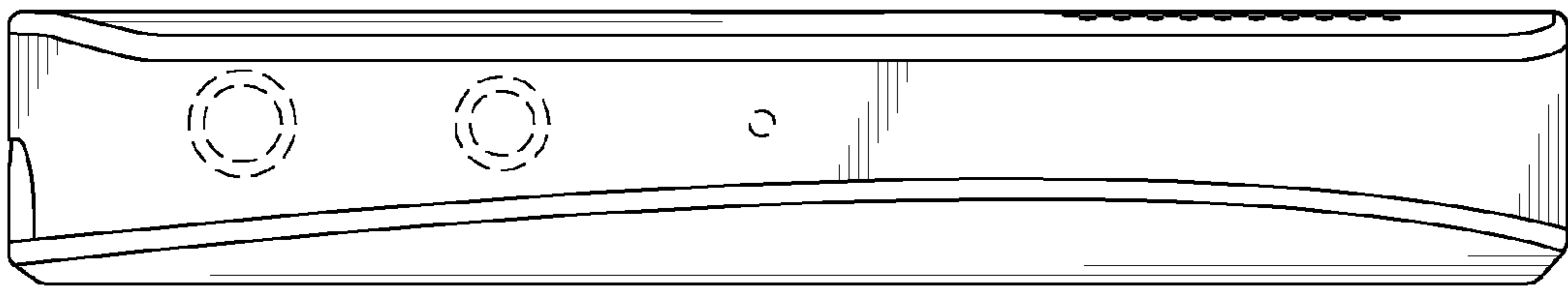


FIG. 4

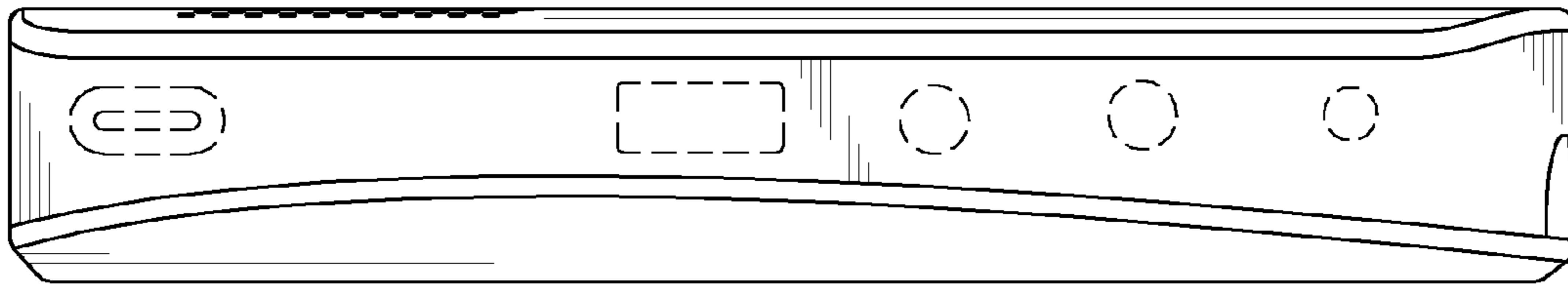


FIG. 5

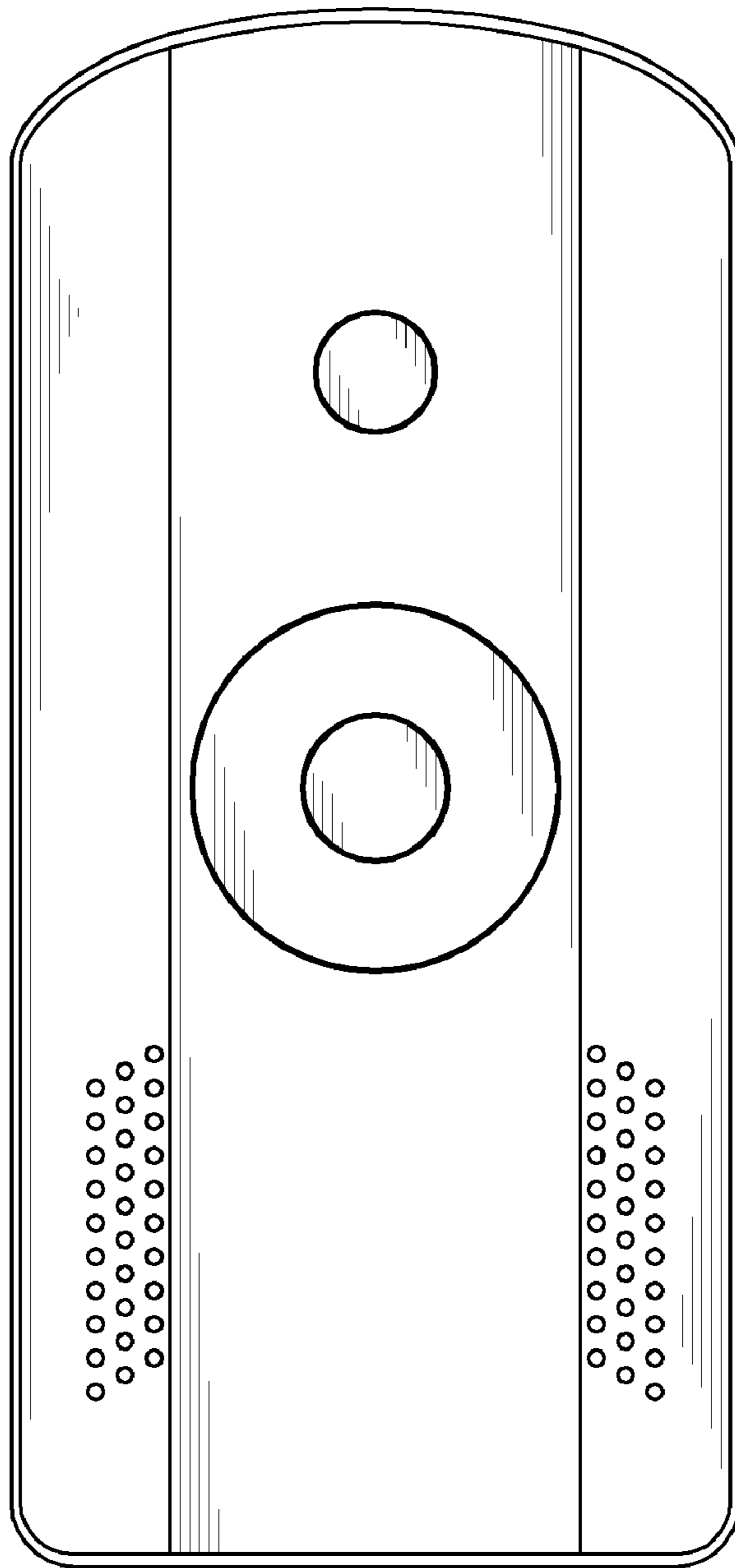


FIG. 6

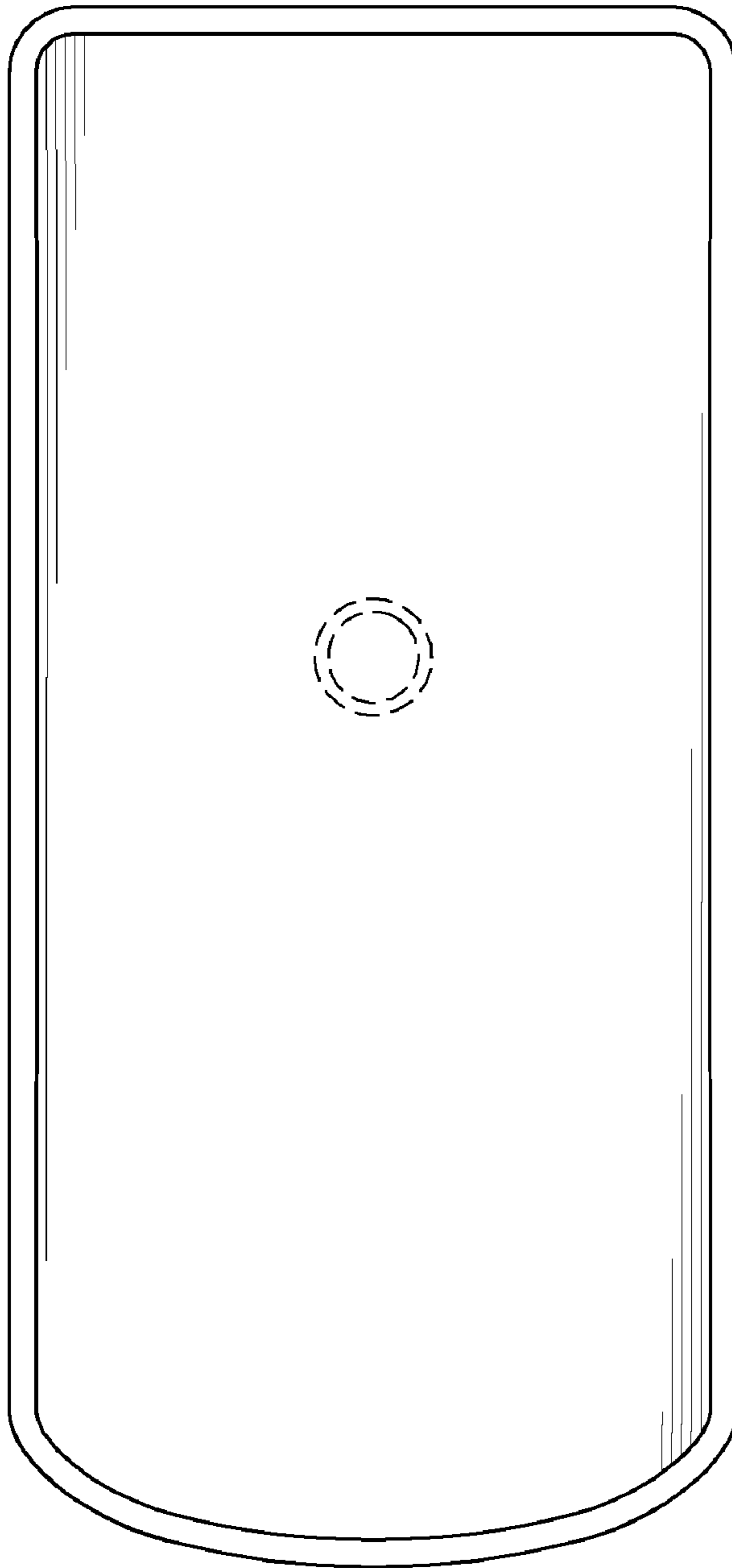


FIG. 7