



US00D640646S

(12) **United States Design Patent**  
**Wu et al.**

(10) **Patent No.:** **US D640,646 S**

(45) **Date of Patent:** **\*\* Jun. 28, 2011**

(54) **SET TOP BOX**

(75) Inventors: **Wei-Feng Wu**, Shenzhen (CN); **Ting Luo**, Shenzhen (CN)

(73) Assignee: **Hon Hai Precision Industry Co., Ltd.**, Tu-Cheng, New Taipei (TW)

(\*\*) Term: **14 Years**

(21) Appl. No.: **29/381,660**

(22) Filed: **Dec. 21, 2010**

(51) **LOC (9) Cl.** ..... **14-03**

(52) **U.S. Cl.** ..... **D14/125**

(58) **Field of Classification Search** ..... D14/125-134,  
D14/168, 188, 197, 198, 371, 374-377, 496;  
312/7.1, 7.2; 348/836, 838, 180, 184, 325,  
348/739; 341/12; 349/58; 720/600, 619,  
720/646, 647, 655; 455/347-351; 369/75.11,  
369/75.21

See application file for complete search history.

(56) **References Cited**

**U.S. PATENT DOCUMENTS**

D594,876 S \* 6/2009 Hwang ..... D14/496  
D596,061 S \* 7/2009 Kurumagawa et al. .... D10/106  
D616,875 S \* 6/2010 Oh et al. .... D14/240  
D619,140 S \* 7/2010 Sin et al. .... D14/480.6  
D620,485 S \* 7/2010 Corrigan et al. .... D14/240

D620,953 S \* 8/2010 Andre et al. .... D14/496  
D622,711 S \* 8/2010 Landry et al. .... D14/240  
D623,154 S \* 9/2010 Tu ..... D14/125  
D624,076 S \* 9/2010 Huh et al. .... D14/366  
D624,912 S \* 10/2010 Chen et al. .... D14/356  
D626,099 S \* 10/2010 Huang ..... D14/125

\* cited by examiner

*Primary Examiner* — Raphael Barkai

*Assistant Examiner* — Randall Gholson

(74) *Attorney, Agent, or Firm* — Zhigang Ma

(57) **CLAIM**

The ornamental design for a set top box, as shown and described.

**DESCRIPTION**

FIG. 1 is a perspective view of a set top box showing our new design;

FIG. 2 is a front elevational view thereof;

FIG. 3 is a rear elevational view thereof;

FIG. 4 is a left side elevational view thereof;

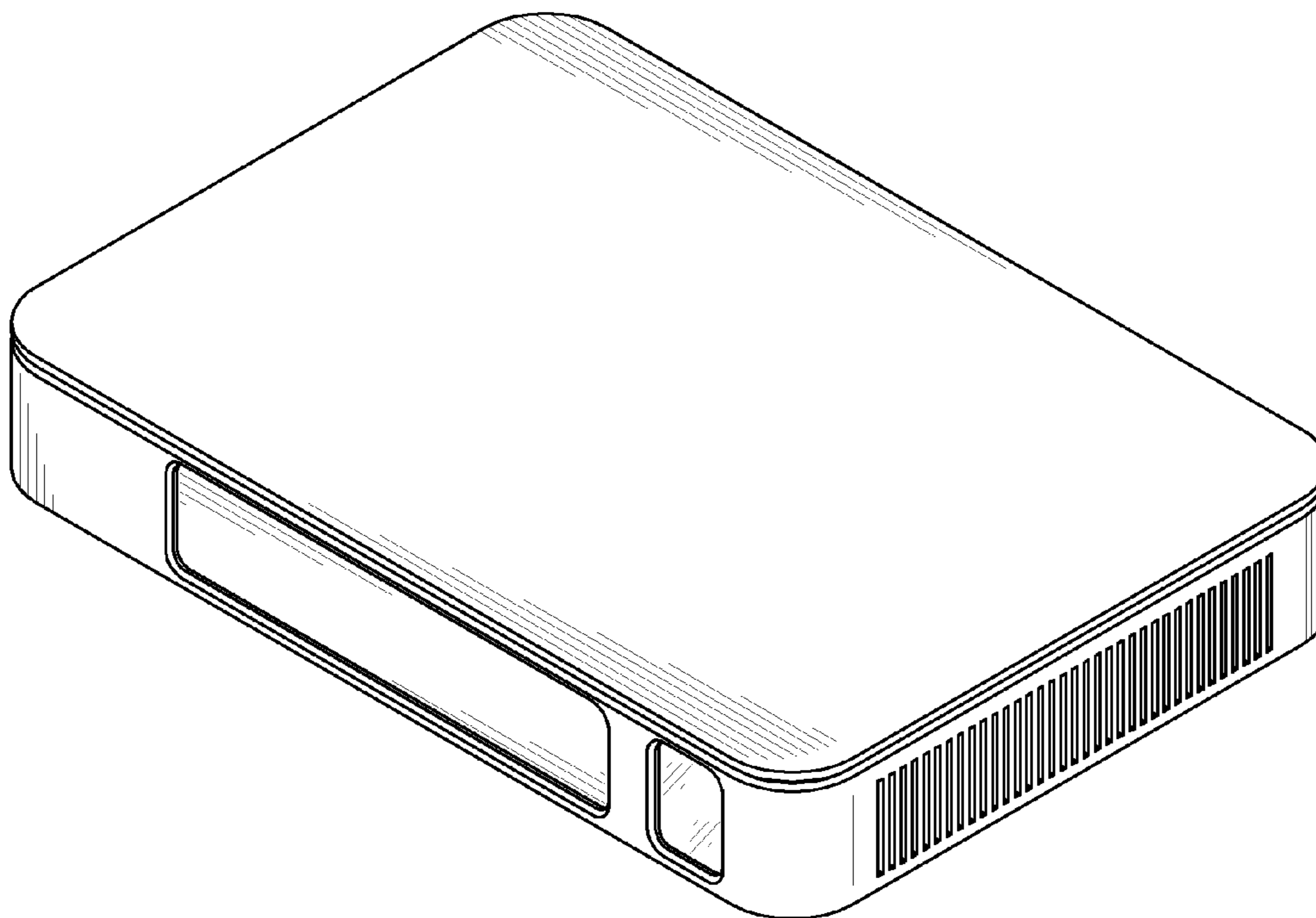
FIG. 5 is a right side elevational view thereof;

FIG. 6 is a top planar view thereof; and,

FIG. 7 is a bottom planar view thereof.

The broken lines shown in the drawings are included for the purpose of illustrating environmental structure and forms no part of the claimed design.

**1 Claim, 7 Drawing Sheets**



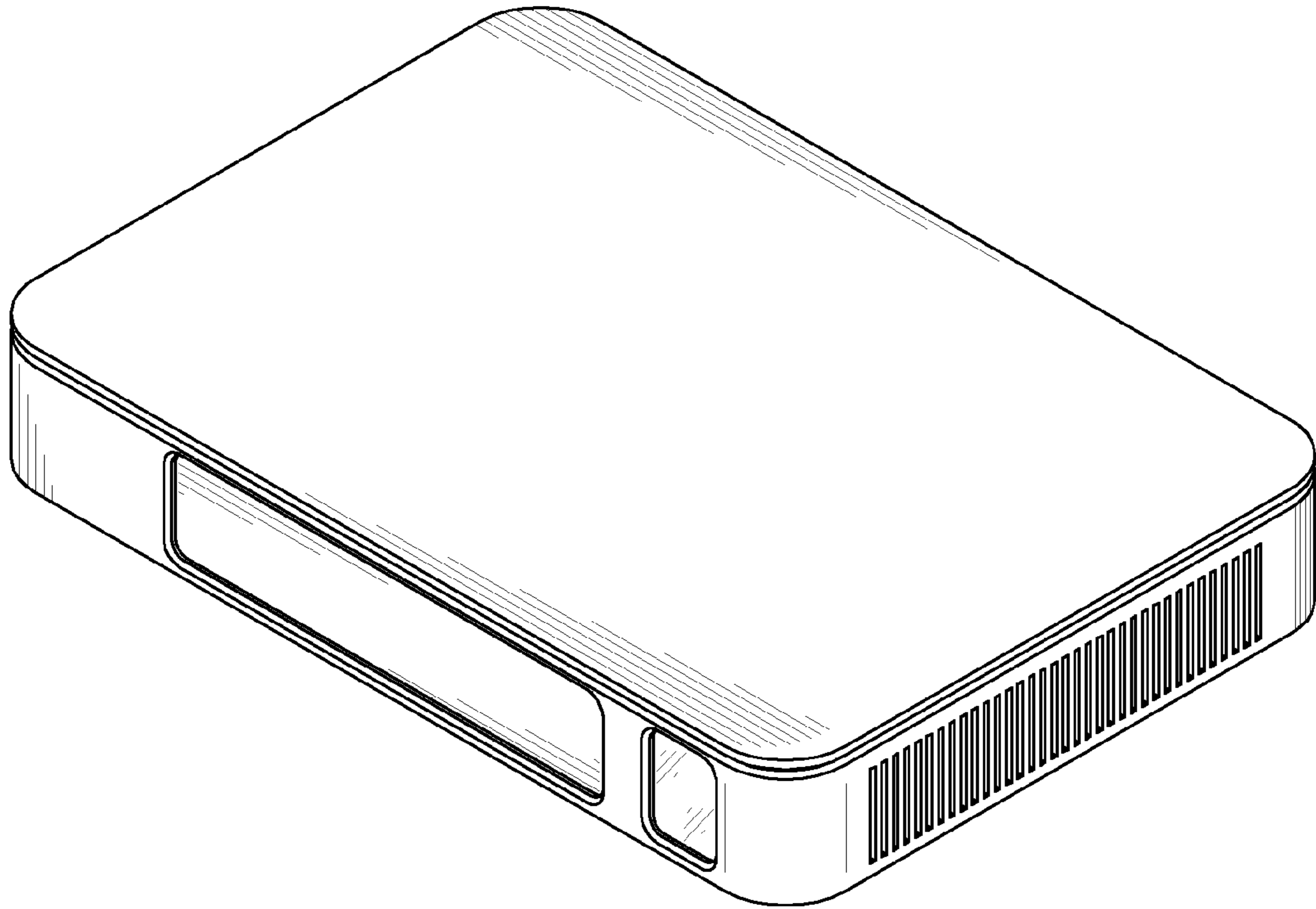


FIG. 1

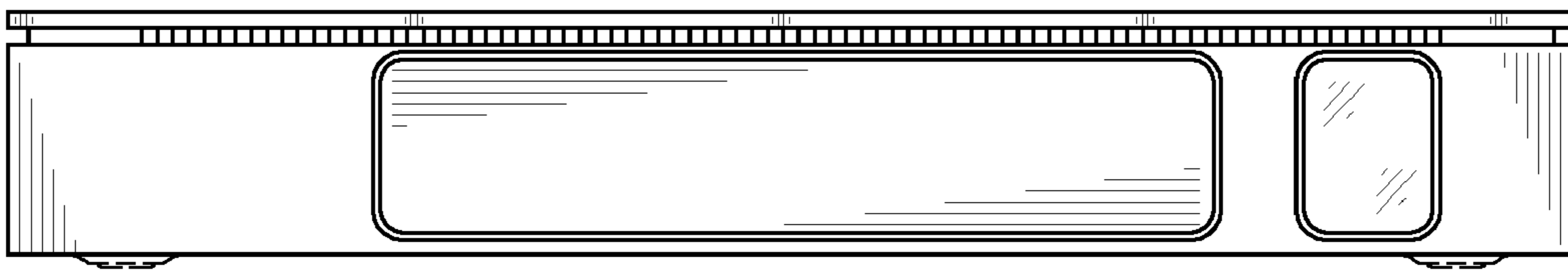


FIG. 2

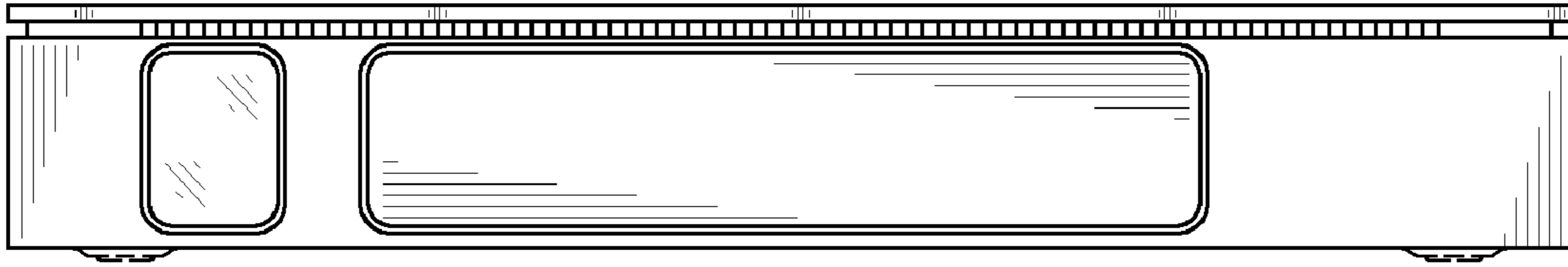


FIG. 3

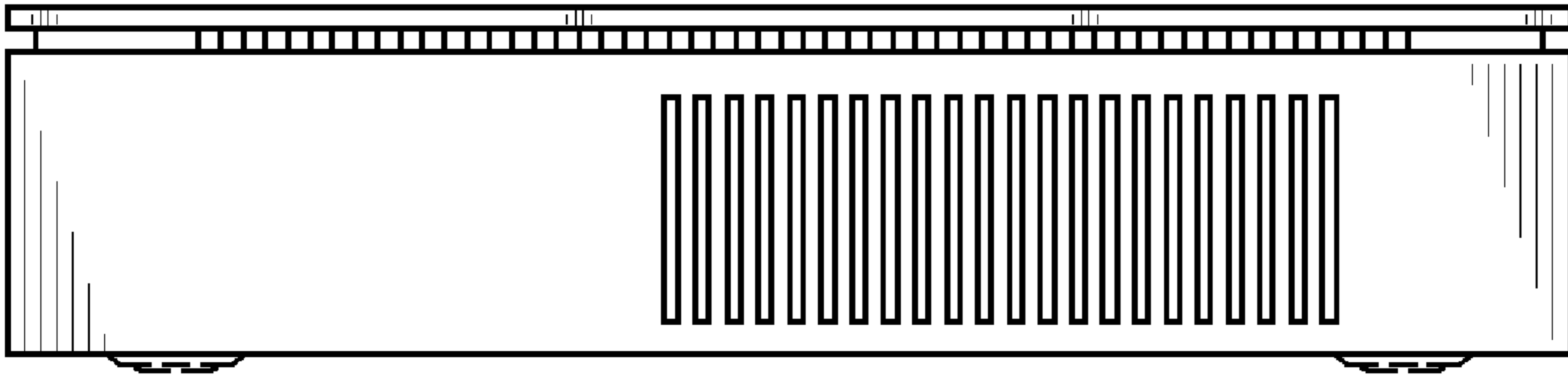


FIG. 4

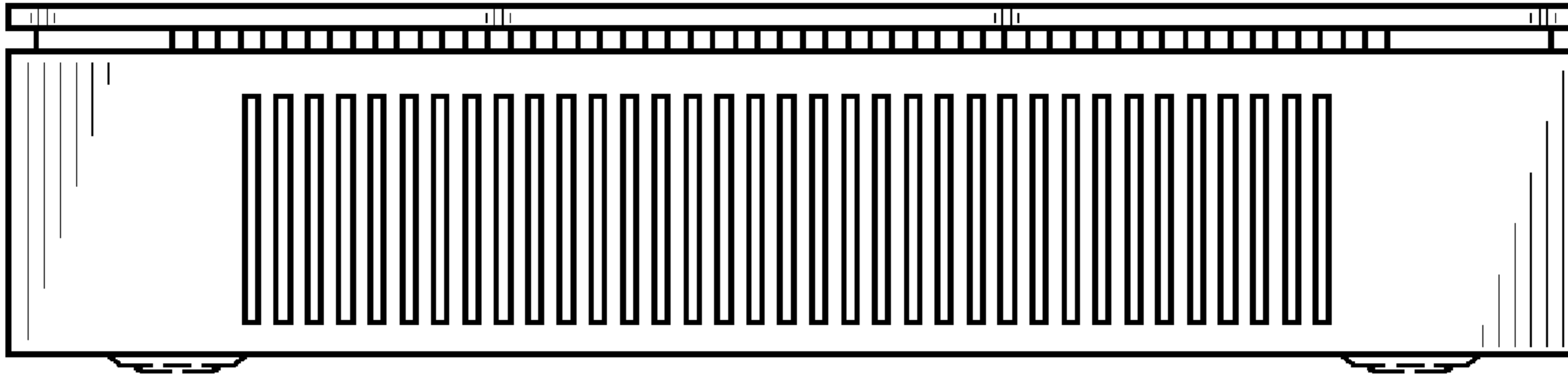


FIG. 5




FIG. 6

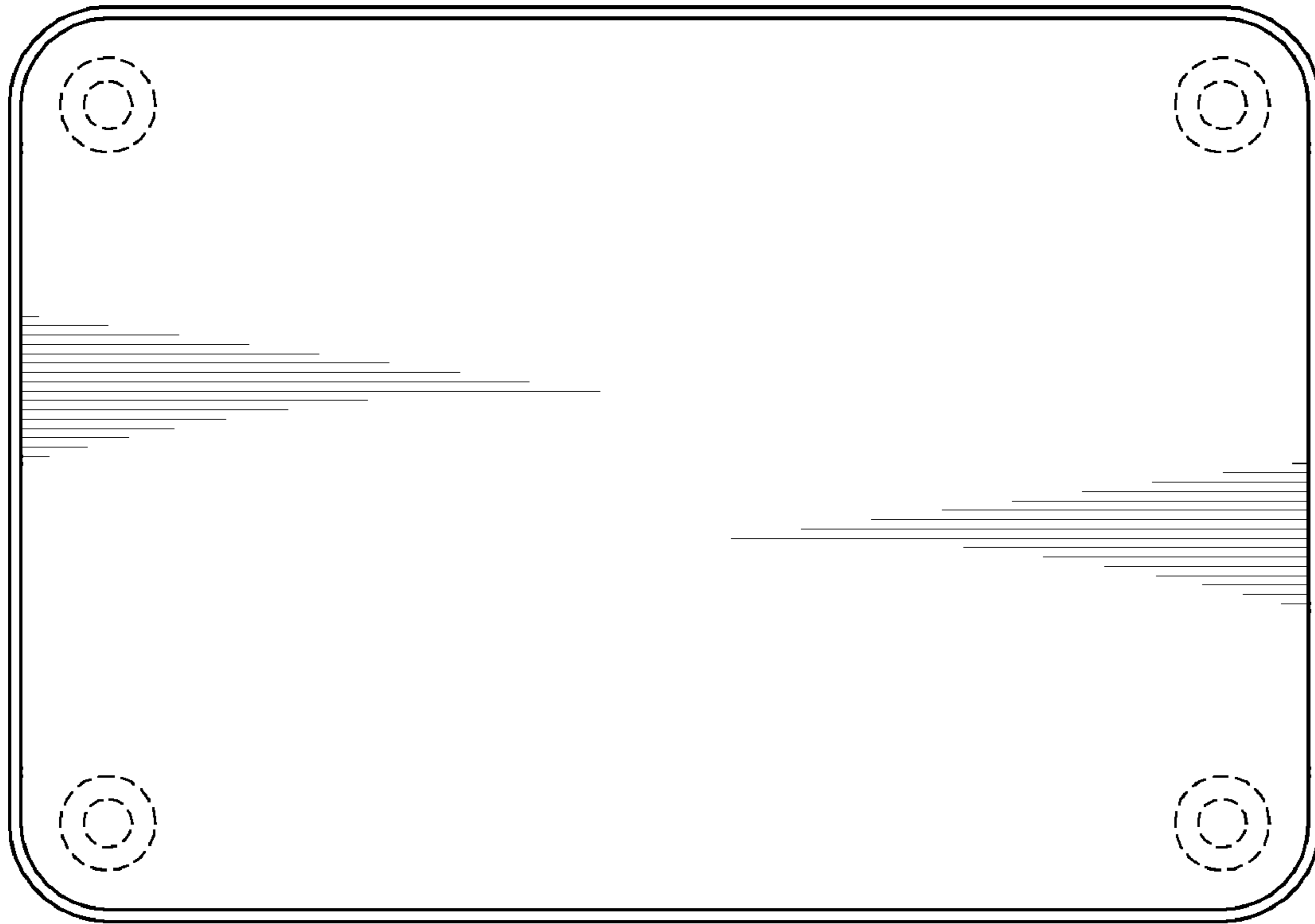


FIG. 7