



US00D640619S

(12) **United States Design Patent**
Araki et al.

(10) **Patent No.:** **US D640,619 S**
(45) **Date of Patent:** **** Jun. 28, 2011**

- (54) **STEERING WHEEL FOR AN AUTOMOBILE**
- (75) Inventors: **Toshimitsu Araki**, Toyota (JP); **Takeshi Gou**, Toyota (JP); **Yuuki Nishikawa**, Toyota (JP)
- (73) Assignee: **Toyota Jidosha Kabushiki Kaisha** (JP)
- (**) Term: **14 Years**
- (21) Appl. No.: **29/368,652**
- (22) Filed: **Aug. 26, 2010**
- (51) **LOC (9) Cl.** **12-16**
- (52) **U.S. Cl.** **D12/176**
- (58) **Field of Classification Search** D12/175,
D12/176; 74/552, 558, 558.5
See application file for complete search history.

- D619,520 S * 7/2010 Ogiwara et al. D12/176
- D620,853 S * 8/2010 Wiedeman et al. D12/176
- D630,983 S * 1/2011 Frank et al. D12/176

OTHER PUBLICATIONS

BMW 320i, BMW, <http://www.bmw.co.jp/>, Nov. 16, 2009.
Fiat 500, Fiat, Catalog of Fiat 500, Fiat, Sep. 1, 2009.
Fit, Honda, <http://www.honda.co.jp/Fit/>, Nov. 16, 2009.

* cited by examiner

Primary Examiner — Melody N Brown
(74) *Attorney, Agent, or Firm* — SAIDMAN DesignLaw Group

(57) **CLAIM**
The ornamental design for a steering wheel for an automobile, as shown and described.

DESCRIPTION

FIG. 1 is a front, perspective view of a steering wheel for an automobile showing our new design;
FIG. 2 is a front view thereof;
FIG. 3 is a rear view thereof;
FIG. 4 is a top view thereof;
FIG. 5 is a bottom view thereof;
FIG. 6 is a right-side view thereof; and,
FIG. 7 is a left-side view thereof.

1 Claim, 2 Drawing Sheets

(56) **References Cited**

U.S. PATENT DOCUMENTS

- D552,017 S * 10/2007 Ganryu D12/176
- D563,294 S * 3/2008 Shimizu D12/176
- D576,930 S * 9/2008 Franco Luis D12/176
- D593,010 S * 5/2009 Yamazaki D12/176
- D600,612 S * 9/2009 Hwang et al. D12/176
- D606,611 S * 12/2009 Rogers et al. D21/788





Fig. 1



Fig. 2



Fig. 3




Fig. 4




Fig. 5




Fig. 6




Fig. 7