



US00D640617S

(12) **United States Design Patent**  
**Furst**

(10) **Patent No.:** **US D640,617 S**

(45) **Date of Patent:** **\*\* Jun. 28, 2011**

(54) **VEHICLE REAR BUMPER**

(75) Inventor: **Michael W. Furst**, Venice, CA (US)

(73) Assignee: **Honda Motor Co., Ltd.**, Tokyo (JP)

(\*\*) Term: **14 Years**

(21) Appl. No.: **29/378,130**

(22) Filed: **Oct. 29, 2010**

(51) **LOC (9) Cl.** ..... **12-16**

(52) **U.S. Cl.** ..... **D12/169**

(58) **Field of Classification Search** ..... D12/169,  
D12/196, 171, 216, 163, 86, 90-92; 293/102,  
293/113, 115, 117, 120; 296/180.1, 180.2  
See application file for complete search history.

(56) **References Cited**

**U.S. PATENT DOCUMENTS**

D537,392 S *	2/2007	Pfeiffer	.....	D12/169
D539,197 S *	3/2007	Fujimaki	.....	D12/169
D578,449 S *	10/2008	Jodo	.....	D12/169
D586,707 S *	2/2009	Futschik et al.	.....	D12/169

D610,502 S *	2/2010	Bucher et al.	.....	D12/169
D623,993 S *	9/2010	Miyazawa et al.	.....	D12/169
D623,994 S *	9/2010	Miyazawa	.....	D12/169

\* cited by examiner

*Primary Examiner* — Melody N Brown

(74) *Attorney, Agent, or Firm* — Plumsea Law Group, LLC;  
Mark E. Duell

(57) **CLAIM**

The ornamental design for a vehicle rear bumper, as shown and described.

**DESCRIPTION**

The contents of concurrently filed U.S. application Ser. No. 29/378,104 are also hereby incorporated by reference.

FIG. 1 is a perspective view of a vehicle rear bumper showing my new design;

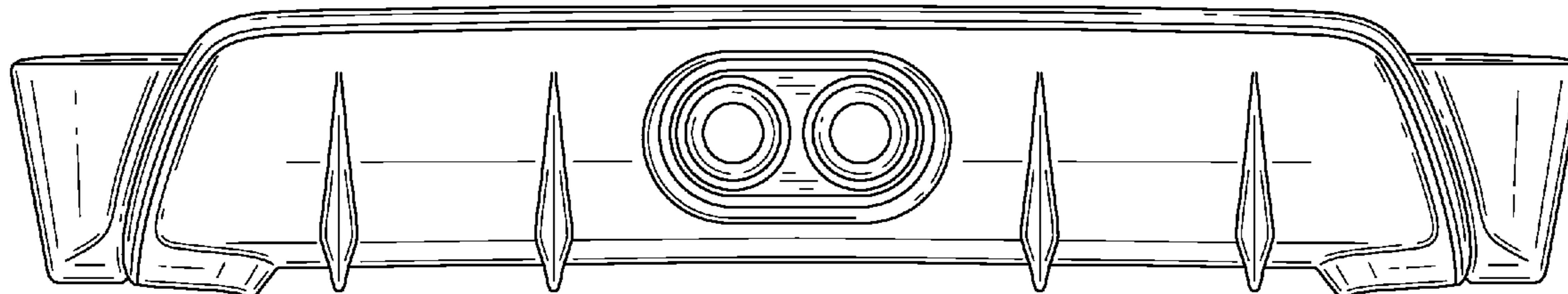
FIG. 2 is a rear elevational view thereof;

FIG. 3 is a top plan view thereof; and,

FIG. 4 is a side elevational view of one side thereof, the opposite side elevational view being a mirror image.

The broken lines shown throughout the drawing are for illustrative purposes only and form no part of the claimed design.

**1 Claim, 3 Drawing Sheets**



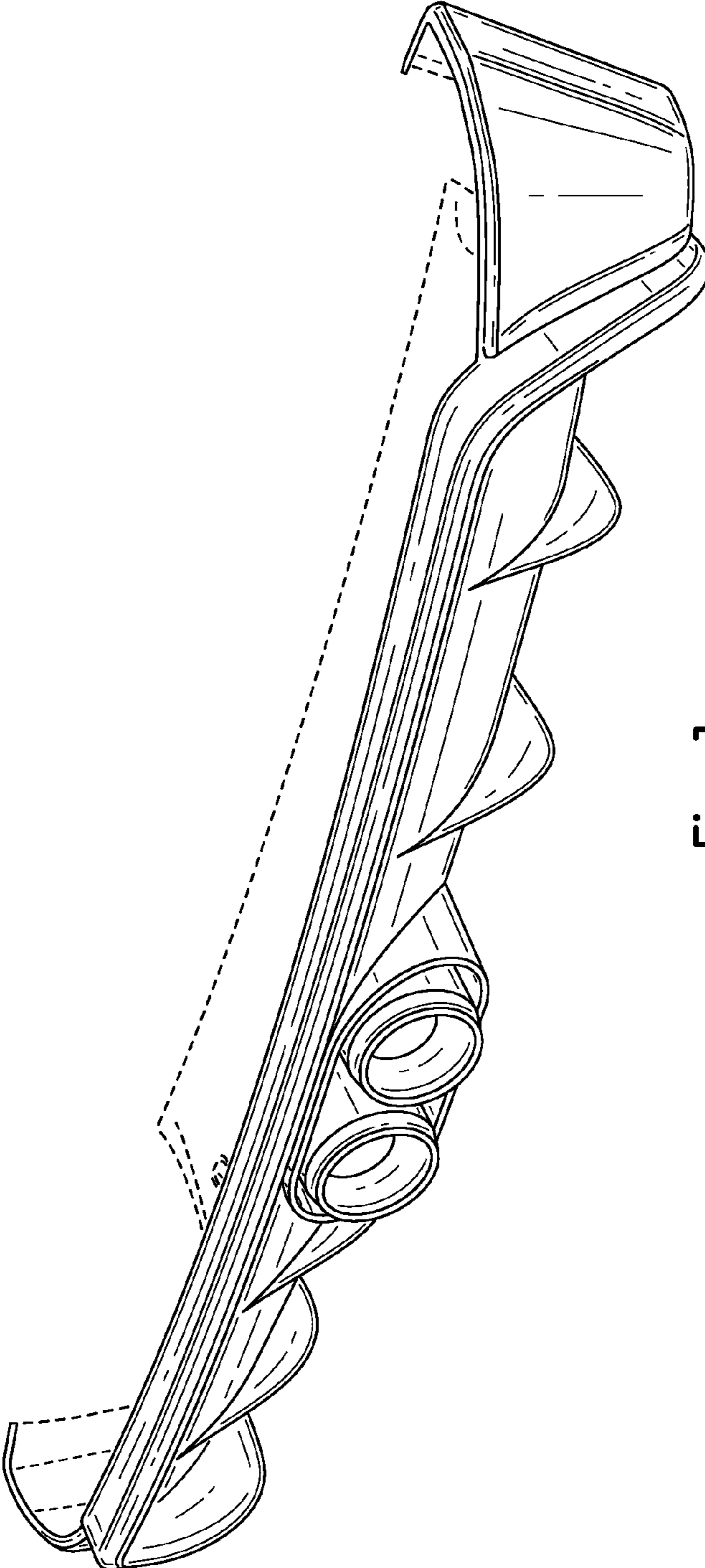


Fig. 1

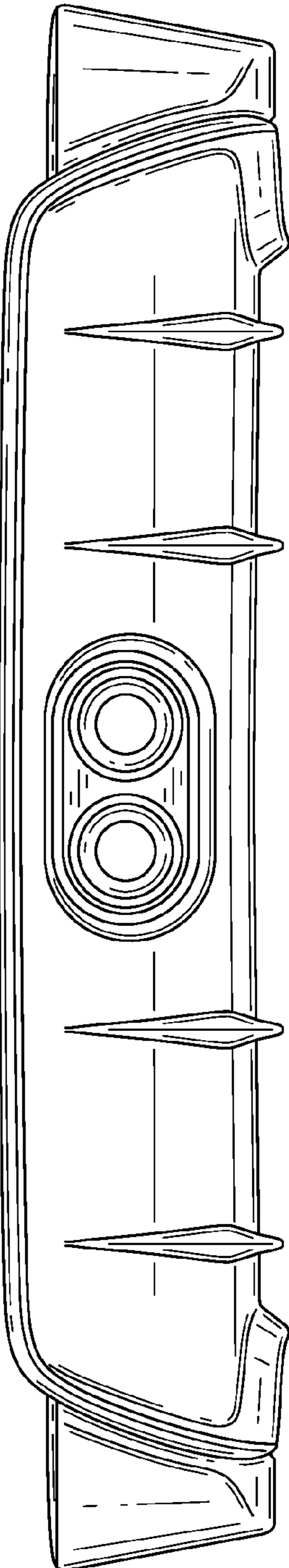


Fig. 2

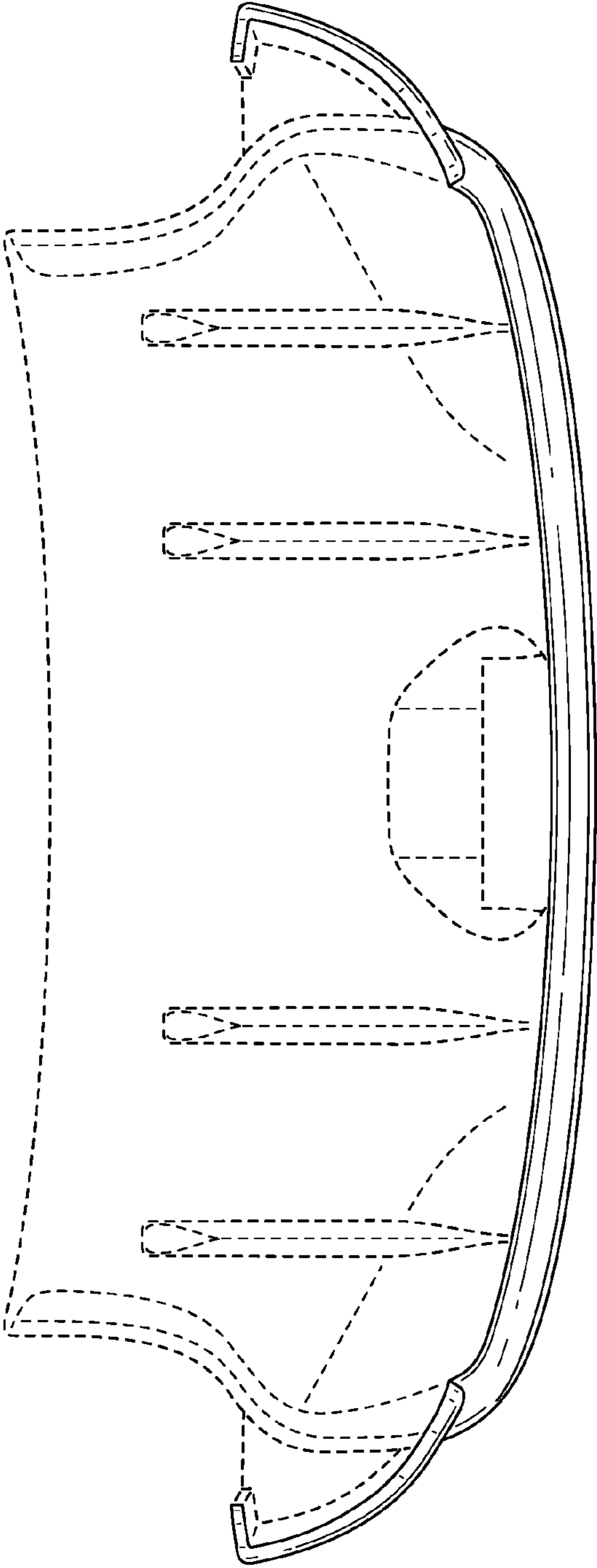


Fig. 3

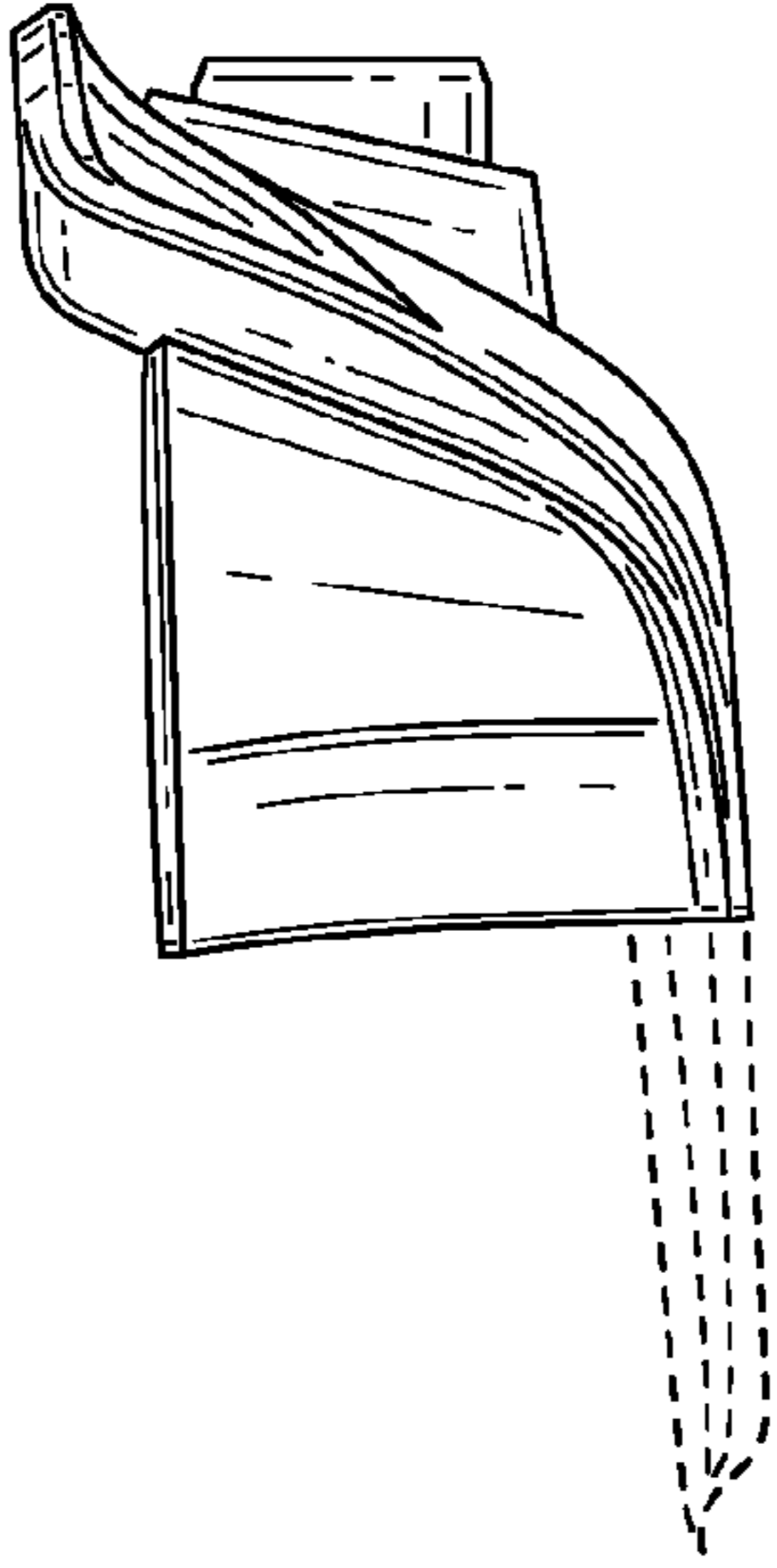


Fig. 4