



US00D640612S

(12) **United States Design Patent**  
**Kumai et al.**

(10) **Patent No.:** **US D640,612 S**  
(45) **Date of Patent:** **\*\* Jun. 28, 2011**

- (54) **MOTOR VEHICLE AND/OR TOY REPLICA THEREOF**
  - (75) Inventors: **Yahiko Kumai**, Toyota (JP); **Daichi Kimura**, Toyota (JP); **Ken Nagasaka**, Toyota (JP)
  - (73) Assignee: **Toyota Jidosha Kabushiki Kaisha** (JP)
  - (\*\*) Term: **14 Years**
  - (21) Appl. No.: **29/368,635**
  - (22) Filed: **Aug. 26, 2010**
  - (51) **LOC (9) Cl.** ..... **12-16**
  - (52) **U.S. Cl.** ..... **D12/164**
  - (58) **Field of Classification Search** ..... D12/86,  
D12/90-92, 88, 164; D21/424, 433, 434;  
296/181.1, 181.5
- See application file for complete search history.

(56) **References Cited**

**U.S. PATENT DOCUMENTS**

- D599,258 S \* 9/2009 Inukai et al. .... D12/164
- D622,191 S \* 8/2010 Yagi et al. .... D12/164
- D622,644 S \* 8/2010 Koyama et al. .... D12/164

**OTHER PUBLICATIONS**

NV200, Nissan, Catalog of Nissan NV200, Nissan, May, 2009.

Camry, Toyota, Catalog of Toyota Camry, Toyota, Feb. 2009.

\* cited by examiner

*Primary Examiner* — Melody N Brown

(74) *Attorney, Agent, or Firm* — SAIDMAN DesignLaw Group

(57) **CLAIM**


The ornamental design for a motor vehicle and/or toy replica thereof, as shown and described.


**DESCRIPTION**

FIG. 1 is a left-side perspective view of a motor vehicle and/or toy replica thereof showing our new design;  
 FIG. 2 is a right-side perspective view thereof;  
 FIG. 3 is a front view thereof, the rear view being a mirror image thereof;  
 FIG. 4 is a top view thereof;  
 FIG. 5 is a left-side view thereof; and,  
 FIG. 6 is a right-side view thereof.


The claimed design is indicated by the relatively dark portions in FIGS. 1-6, while the relatively light portions thereof are environmental and form no part of the claimed design. The broken lines are for the purpose of illustrating portions of the motor vehicle and/or toy replica thereof and form no part of the claimed design.

**1 Claim, 3 Drawing Sheets**

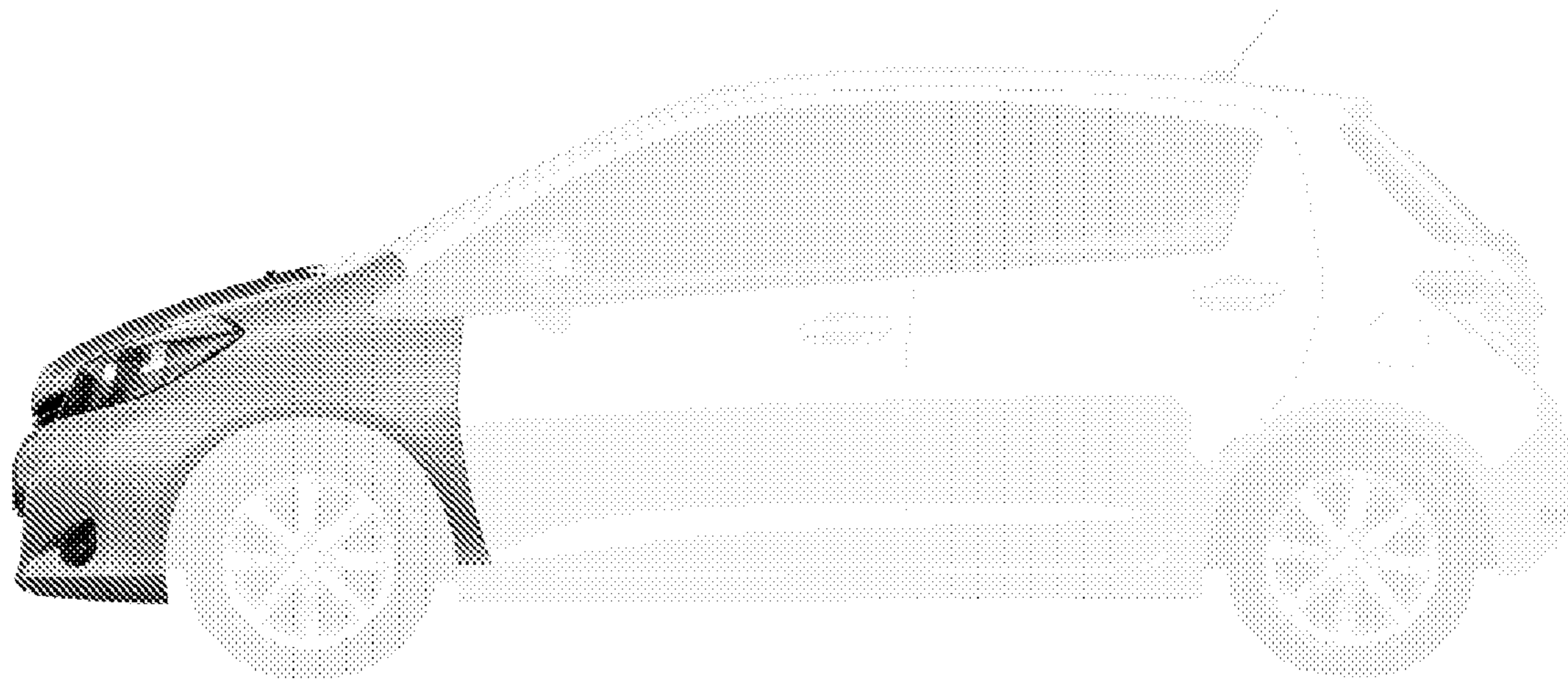




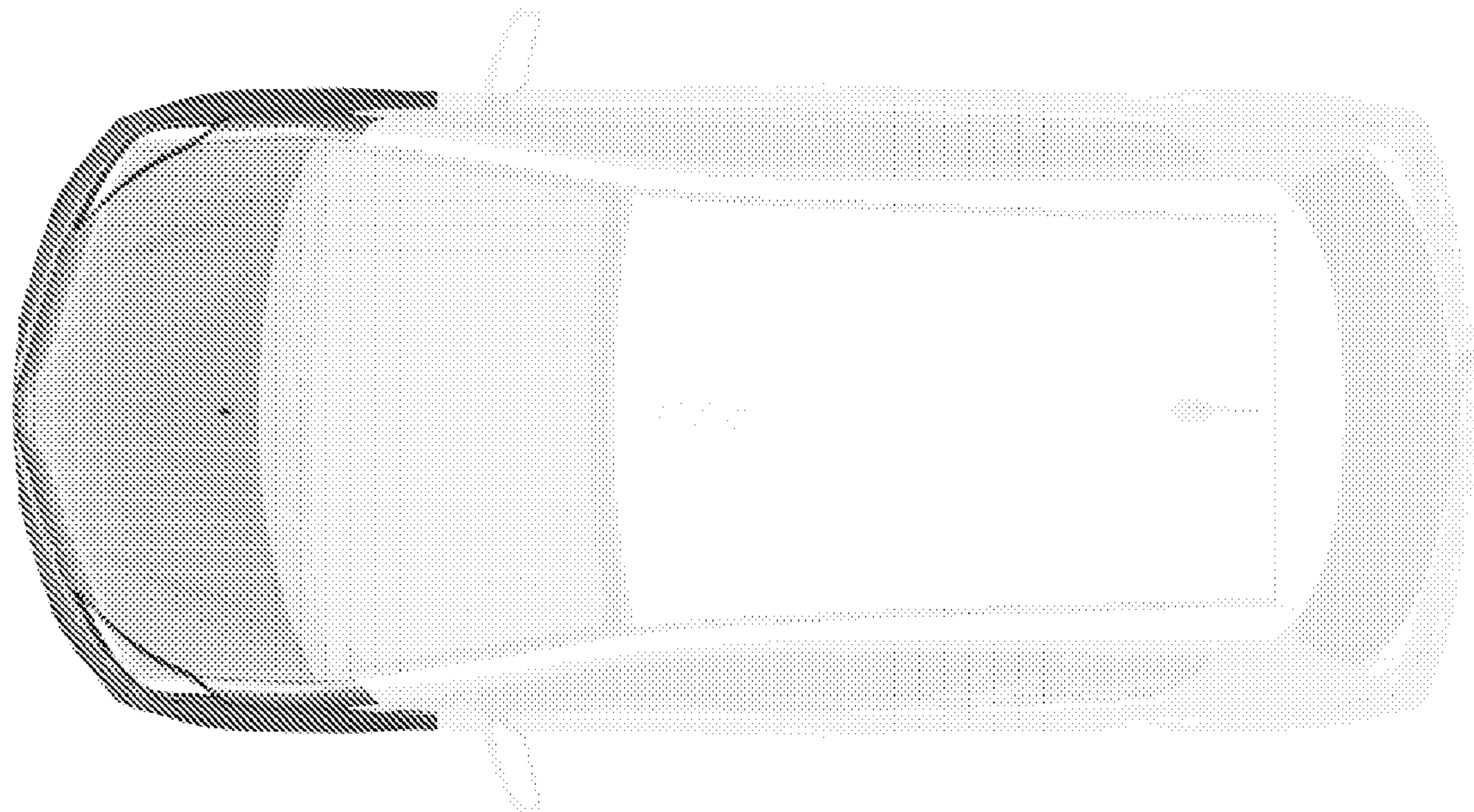
**Fig. 1**




**Fig. 2**




**Fig. 3**



**Fig. 4**



***Fig. 5***



***Fig. 6***