



US00D640609S

(12) **United States Design Patent**  
**Bauer et al.**

(10) **Patent No.:** **US D640,609 S**  
(45) **Date of Patent:** **\*\* Jun. 28, 2011**

(54) **RADIATOR GRILL FOR A VEHICLE**

(75) Inventors: **Karlheinz Bauer**, Esslingen (DE);  
**Emiel Burki**, Stuttgart (DE);  
**Hans-Dieter Futschik**, Gechingen (DE);  
**Steffen Koehl**, Stuttgart (DE); **Volker**  
**Leutz**, Neckartailfingen (DE);  
**Karl-Heinz Naegele**, Bondorf (DE);  
**Michael Raeth**, Tuebingen (DE)

(73) Assignee: **Daimler AG**, Stuttgart (DE)

(\*\*) Term: **14 Years**

(21) Appl. No.: **29/311,354**

(22) Filed: **Feb. 27, 2009**

(30) **Foreign Application Priority Data**

Aug. 28, 2008 (DE) ..... 402008004088

(51) **LOC (9) Cl.** ..... **12-16**

(52) **U.S. Cl.** ..... **D12/163**

(58) **Field of Classification Search** ..... D12/163,  
D12/171, 196, 216, 90-92, 86, 164; 180/68.1,  
180/68.6; 296/193.11

See application file for complete search history.

(56) **References Cited**

U.S. PATENT DOCUMENTS

D507,991 S 8/2005 Pfeiffer et al.  
D507,997 S 8/2005 Pfeiffer et al.

D514,026 S 1/2006 Pfeiffer et al.  
D537,760 S \* 3/2007 Pfeiffer ..... D12/163  
D545,727 S \* 7/2007 Pfeiffer ..... D12/163  
D558,104 S \* 12/2007 Hieke ..... D12/163  
D563,289 S \* 3/2008 Pfeiffer ..... D12/163  
D567,723 S \* 4/2008 Saito ..... D12/163  
D598,819 S \* 8/2009 Kim ..... D12/163

\* cited by examiner

*Primary Examiner* — Melody N Brown

(74) *Attorney, Agent, or Firm* — Crowell & Moring LLP

(57) **CLAIM**

The ornamental design for a radiator grill for a vehicle, as shown and described.

**DESCRIPTION**

This application is related to the following co-pending U.S. patent applications:

Application Ser. No. 29/311,765, filed Jun. 15, 2009 and entitled "Vehicle and Vehicle Shaped Articles;" and Application Ser. No. 29/311,767, filed Jun. 15, 2009 and entitled "Front Portion of a Vehicle and Vehicle Shaped Articles."

FIG. 1 is a left perspective view of a radiator grill for a vehicle according to our novel design, the right perspective view being mirror symmetrical;


FIG. 2 is a left side view thereof, the right side view being mirror symmetrical;

FIG. 3 is a front view thereof; and,

FIG. 4 is a top view thereof.

The broken lines are for illustrative purposes only and form no part of the claimed design.

**1 Claim, 2 Drawing Sheets**



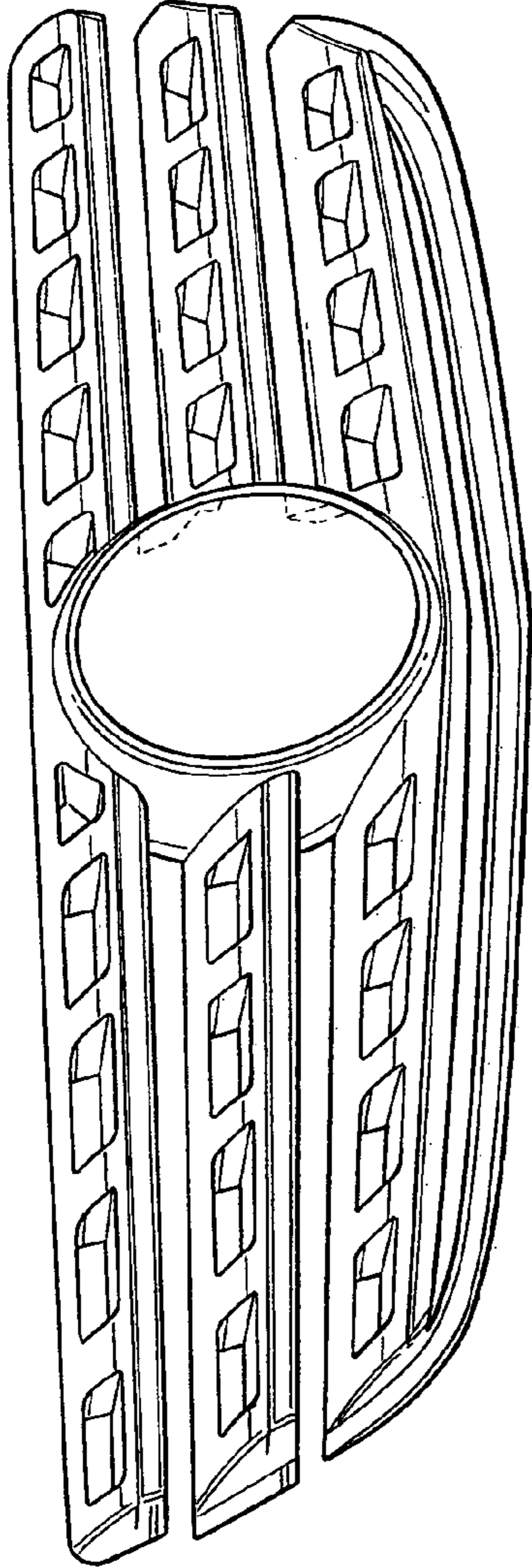


FIG. 1




FIG. 2




FIG. 3

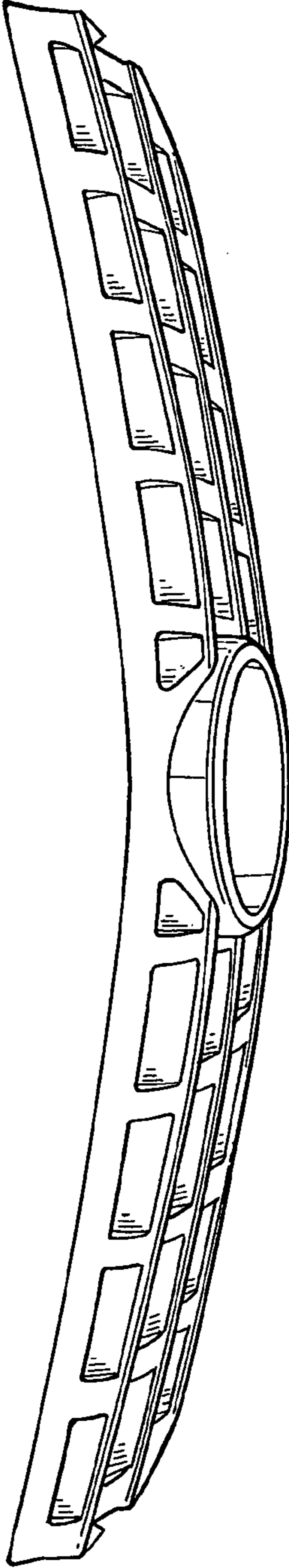


FIG. 4