



US00D640601S

(12) **United States Design Patent**  
**Kumai et al.**

(10) **Patent No.:** **US D640,601 S**  
(45) **Date of Patent:** **\*\* Jun. 28, 2011**

(54) **MOTOR VEHICLE AND/OR TOY REPLICA THEREOF**

(75) Inventors: **Yahiko Kumai**, Toyota (JP); **Daichi Kimura**, Toyota (JP); **Shouichi Fujiyoshi**, Toyota (JP)

(73) Assignee: **Toyota Jidosha Kabushiki Kaisha** (JP)

(\*\*) Term: **14 Years**

(21) Appl. No.: **29/368,654**

(22) Filed: **Aug. 26, 2010**

(51) **LOC (9) Cl.** ..... **12-08**

(52) **U.S. Cl.** ..... **D12/91**

(58) **Field of Classification Search** ..... D12/86,  
D12/90-92, 88; D21/424, 433, 434; 296/181.1,  
296/181.5

See application file for complete search history.

(56) **References Cited**

**U.S. PATENT DOCUMENTS**

D563,832	S	*	3/2008	Suga et al.	.....	D12/90
D564,412	S	*	3/2008	Suga et al.	.....	D12/91
D572,628	S	*	7/2008	Nakajima	.....	D12/90
D596,989	S	*	7/2009	Nakajima	.....	D12/90
D601,454	S	*	10/2009	Kamimura et al.	.....	D12/91
D610,039	S	*	2/2010	Koide et al.	.....	D12/90
D633,008	S	*	2/2011	Nakamura et al.	.....	D12/90

**OTHER PUBLICATIONS**

Vitz, Toyota, Catalog of Toyota Vitz, Toyota Jidosha Kabushiki Kaisha, Feb. 2009.

Demio, Mazda, Catalog of Mazda Demio, Mazda, Jun. 2007.

\* cited by examiner

*Primary Examiner* — Melody N Brown

(74) *Attorney, Agent, or Firm* — SAIDMAN DesignLaw Group

(57) **CLAIM**

The ornamental design for a motor vehicle and/or toy replica thereof, as shown and described.

**DESCRIPTION**

FIG. 1 is a left-side perspective view of a first embodiment of a motor vehicle and/or toy replica thereof showing our new design;

FIG. 2 is a right-side perspective view thereof;

FIG. 3 is a front view thereof, the rear view being a mirror image thereof;

FIG. 4 is a top view thereof;

FIG. 5 is a left-side view thereof;

FIG. 6 is a right-side view thereof;

FIG. 7 is a right-side, perspective view of a second embodiment motor vehicle and/or toy replica thereof showing our new design;

FIG. 8 is a left-side, perspective view of FIG. 7;

FIG. 9 is a front view of FIG. 7, the rear view being a mirror image thereof;


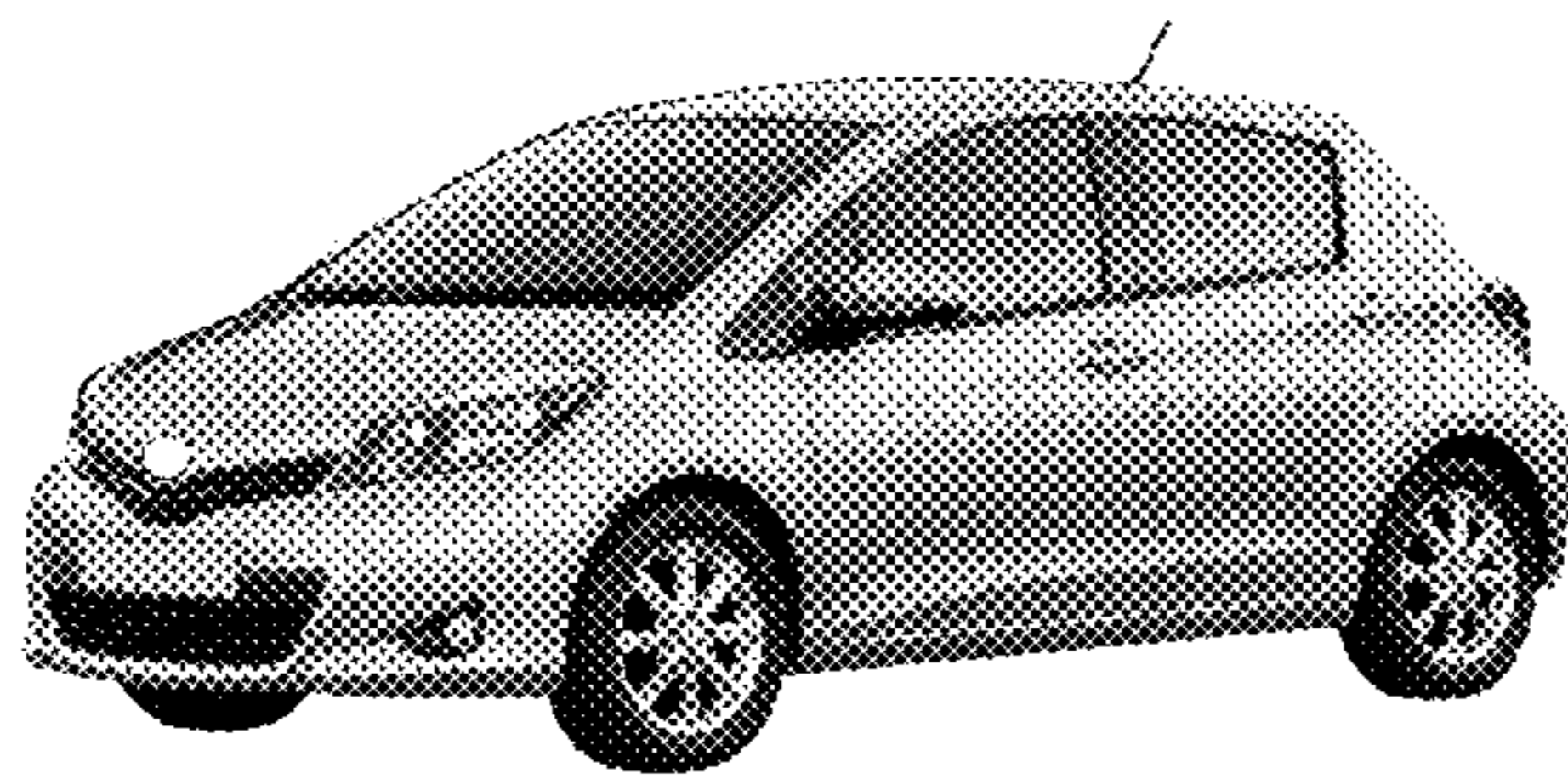
FIG. 10 is a top view of FIG. 7;

FIG. 11 is a right-side view of FIG. 7; and,

FIG. 12 is a left-side view of FIG. 7.

The broken lines are for the purpose of illustrating portions of the motor vehicle and/or toy replica thereof and form no part of the claimed design.

**1 Claim, 4 Drawing Sheets**






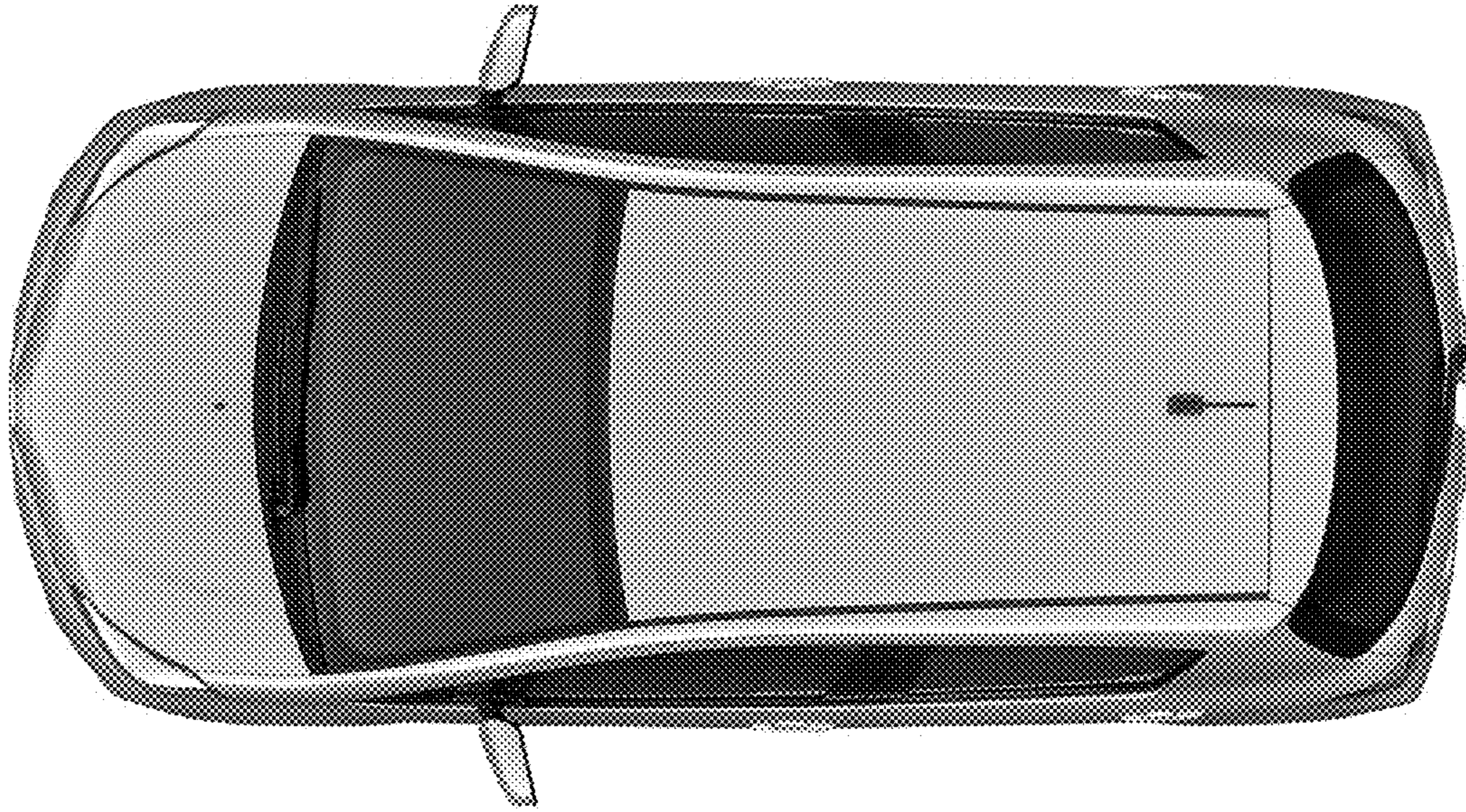
**FIG. 1**



**FIG. 2**



**FIG. 3**



**FIG. 4**



**FIG. 5**




**FIG. 6**



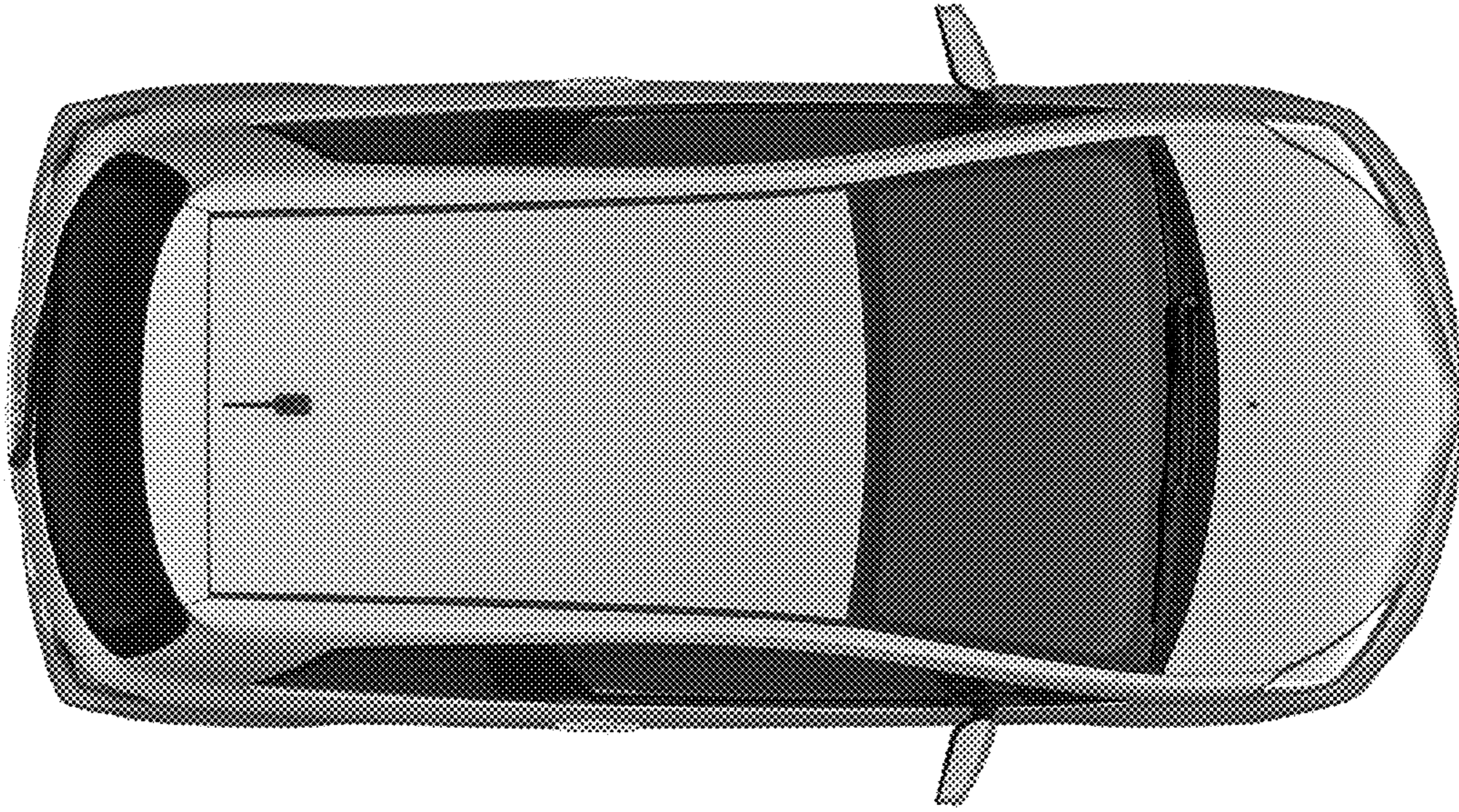
**FIG. 7**



**FIG. 8**




**FIG. 9**



**FIG. 10**



**FIG. 11**



**FIG. 12**