



US00D640600S

(12) **United States Design Patent**
Kishi et al.

(10) **Patent No.:** **US D640,600 S**
(45) **Date of Patent:** **** Jun. 28, 2011**

(54) **TRACK RAIL**

(75) Inventors: **Hiroyuki Kishi**, Tokyo (JP); **Shinya Mori**, Tokyo (JP)

(73) Assignee: **THK Co., Ltd.**, Tokyo (JP)

(**) Term: **14 Years**

(21) Appl. No.: **29/318,933**

(22) Filed: **May 30, 2008**

(30) **Foreign Application Priority Data**

Nov. 30, 2007 (JP) D2007-032898
Nov. 30, 2007 (JP) D2007-032899
Nov. 30, 2007 (JP) D2007-032900
Nov. 30, 2007 (JP) D2007-032901
Nov. 30, 2007 (JP) D2007-032902

(51) **LOC (9) Cl.** **12-03**

(52) **U.S. Cl.** **D12/50**

(58) **Field of Classification Search** D12/49,
D12/50; 238/122, 123, 319
See application file for complete search history.

(56) **References Cited**

U.S. PATENT DOCUMENTS

D27,217 S * 6/1897 Heinle D12/50
D29,683 S * 11/1898 West D12/49

D32,406 S * 3/1900 Hazard D12/50
D33,474 S * 10/1900 Kofske D12/50
749,183 A * 1/1904 Guynan 238/148
5,501,528 A * 3/1996 Agari et al. 384/45
5,622,433 A * 4/1997 Suzuki et al. 384/45
6,729,759 B2 * 5/2004 Shirai et al. 384/37
2007/0041671 A1 * 2/2007 Michioka et al. 384/15
2007/0269148 A1 * 11/2007 Michioka et al. 384/15

* cited by examiner

Primary Examiner — T. Chase Nelson

Assistant Examiner — Ania Dworzecka

(74) *Attorney, Agent, or Firm* — Young & Thompson

(57) **CLAIM**

The ornamental design for a track rail, as shown and described.

DESCRIPTION

FIG. 1 is an end elevational view of a track rail showing our new design;
FIG. 2 is a top plan view thereof;
FIG. 3 is a bottom plan view thereof;
FIG. 4 is a side elevational view thereof, the side opposite that shown in FIG. 4 being identical thereto;
FIG. 5 is an enlarged and elevational view thereof; and,
FIG. 6 is a top, side and end perspective view thereof.

1 Claim, 3 Drawing Sheets



FIG. 1



FIG. 2




FIG. 3

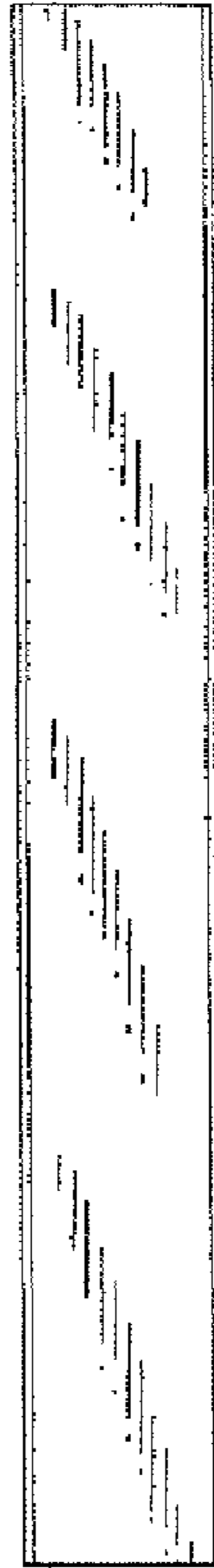


FIG. 4



FIG. 5

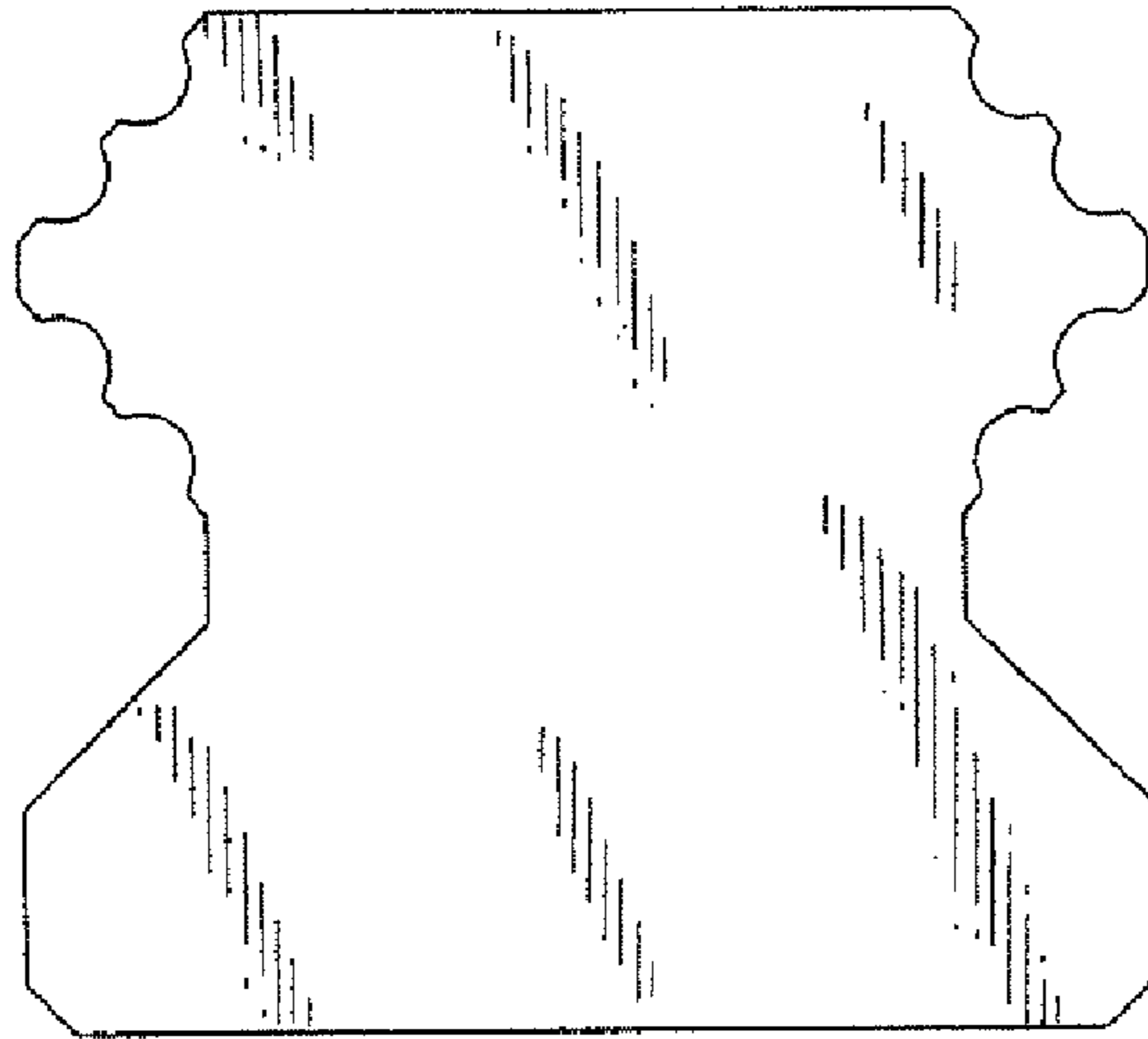


FIG. 6

