



US00D640571S

(12) **United States Design Patent**
Landry

(10) **Patent No.:** **US D640,571 S**
(45) **Date of Patent:** **** Jun. 28, 2011**

- (54) **TRAY**
- (75) Inventor: **Paul Landry**, Cheraw, SC (US)
- (73) Assignee: **Cascades Canada Inc.** (CA)
- (**) Term: **14 Years**
- (21) Appl. No.: **29/357,049**
- (22) Filed: **Mar. 5, 2010**

- D290,580 S 6/1987 Vigue
- 4,718,555 A 1/1988 Amberg
- D302,114 S 7/1989 Ashby
- D302,122 S 7/1989 Ashby
- 4,863,451 A 9/1989 Marder
- D309,258 S 7/1990 Vigue
- 4,961,500 A 10/1990 Coulombe
- D319,579 S 9/1991 Vigue
- 5,096,065 A 3/1992 Vigue
- D331,008 S 11/1992 Vigue
- 5,316,173 A 5/1994 Emery
- 5,335,814 A 8/1994 Hepp
- 5,566,852 A 10/1996 Emery

(Continued)

Related U.S. Application Data

- (62) Division of application No. 29/336,012, filed on Apr. 27, 2009, now Pat. No. Des. 614,047.
- (51) **LOC (9) Cl.** **09-03**
- (52) **U.S. Cl.** **D9/755**
- (58) **Field of Classification Search** D9/755,
D9/425, 428, 420, 432, 455, 424, 737; D7/553.1,
D7/553.2, 553.3; 248/311.2; 220/23.8, 507;
206/592, 557, 564, 433, 203, 427, 521, 521.1;
229/406, 407, 902, 904; 294/143, 159, 144,
294/172
See application file for complete search history.

FOREIGN PATENT DOCUMENTS

- CA 2060608 9/1999
- (Continued)

OTHER PUBLICATIONS

http://web.archive.org/web/20080129082914/http://www.reliablepaper.com/Chinet_Paper_Beverage_Carrier_4_Cup_p/huhflurry.htm.

Primary Examiner — Mark Goodwin
(74) *Attorney, Agent, or Firm* — SAIDMAN DesignLaw Group

(56) **References Cited**

U.S. PATENT DOCUMENTS

- D236,575 S 9/1975 Vigue
- D249,620 S 9/1978 Vigue
- D249,622 S 9/1978 Vigue
- D249,769 S 10/1978 Vigue
- D250,091 S 10/1978 Jewell
- D250,243 S 11/1978 Vigue
- D253,561 S 12/1979 Vigue
- 4,208,006 A 6/1980 Bixler et al.
- 4,218,008 A 8/1980 Villeux
- 4,381,847 A 5/1983 Bessett et al.
- D274,110 S 6/1984 Vigue
- D279,259 S 6/1985 Bixler et al.
- D289,010 S 3/1987 Vigue

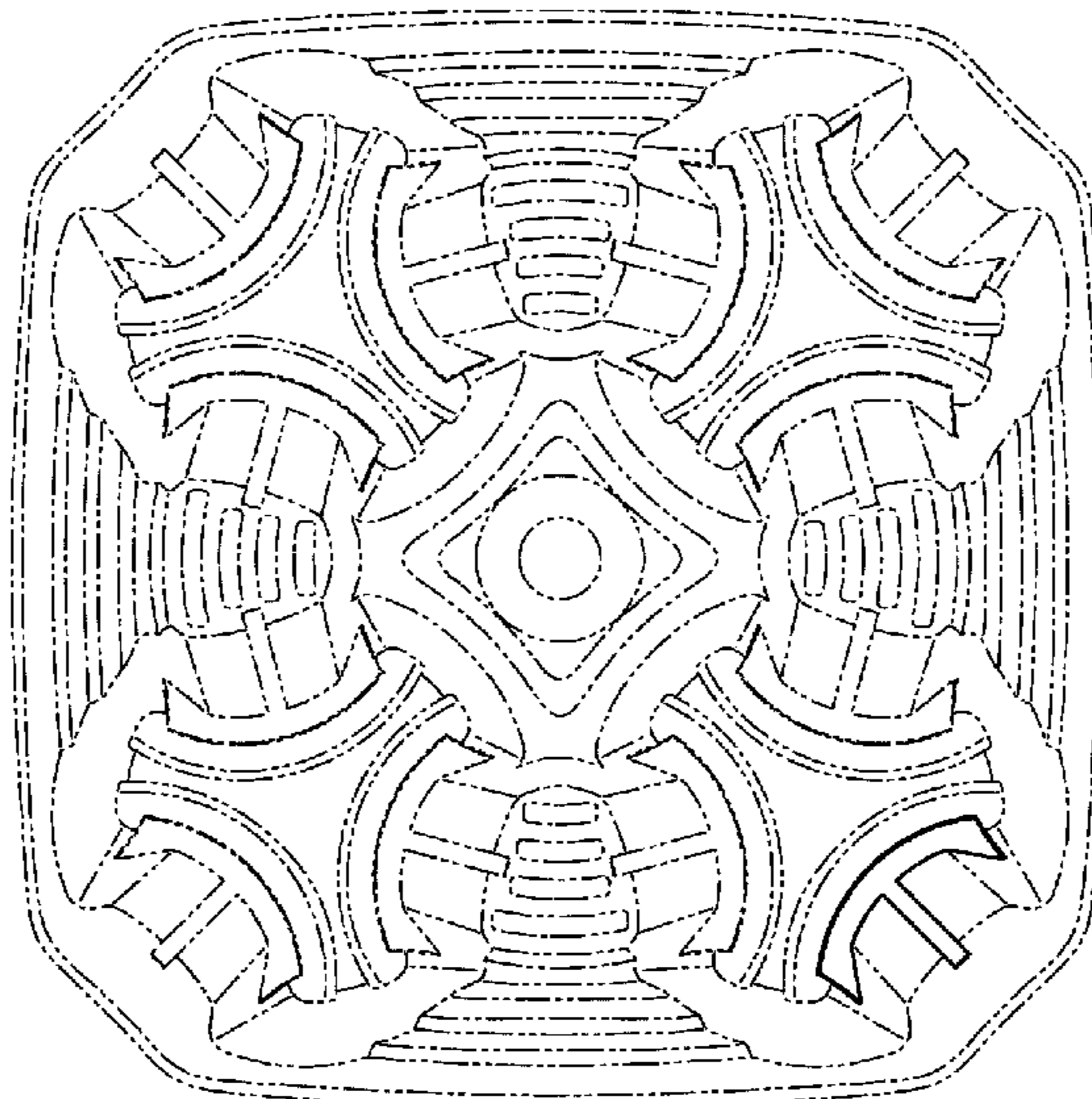
(57) **CLAIM**

The ornamental design for a tray, as shown and described.

DESCRIPTION

FIG. 1 is a top view of a tray showing my new design; FIG. 2 is a perspective view thereof; FIG. 3 is a front thereof, the rear being a mirror image; and, FIG. 4 is a bottom view thereof. The broken line showing is for the purpose of illustrating portions of the tray and forms no part of the claimed design.

1 Claim, 3 Drawing Sheets



US D640,571 S

Page 2

U.S. PATENT DOCUMENTS

D384,275 S 9/1997 DuBois et al.
5,713,619 A 2/1998 DuBois et al.
6,076,876 A 6/2000 Letourneau et al.
D436,853 S 1/2001 Sussman
D438,100 S 2/2001 Cekota
6,398,056 B1 6/2002 Letourneau et al.
6,679,380 B2 1/2004 Brown
7,225,927 B2 6/2007 Sweeney
D552,488 S 10/2007 Sharma et al.
D554,533 S 11/2007 Sharma et al.

D614,047 S * 4/2010 Landry D9/755
7,762,396 B1 * 7/2010 Yang et al. 206/427
2006/0042977 A1 3/2006 Sandel
2007/0017827 A1 1/2007 Urquhart et al.
2007/0278126 A1 12/2007 Hatcher
2008/0135445 A1 6/2008 Juliano

FOREIGN PATENT DOCUMENTS

WO 2006065132 6/2006

* cited by examiner




Fig. 1

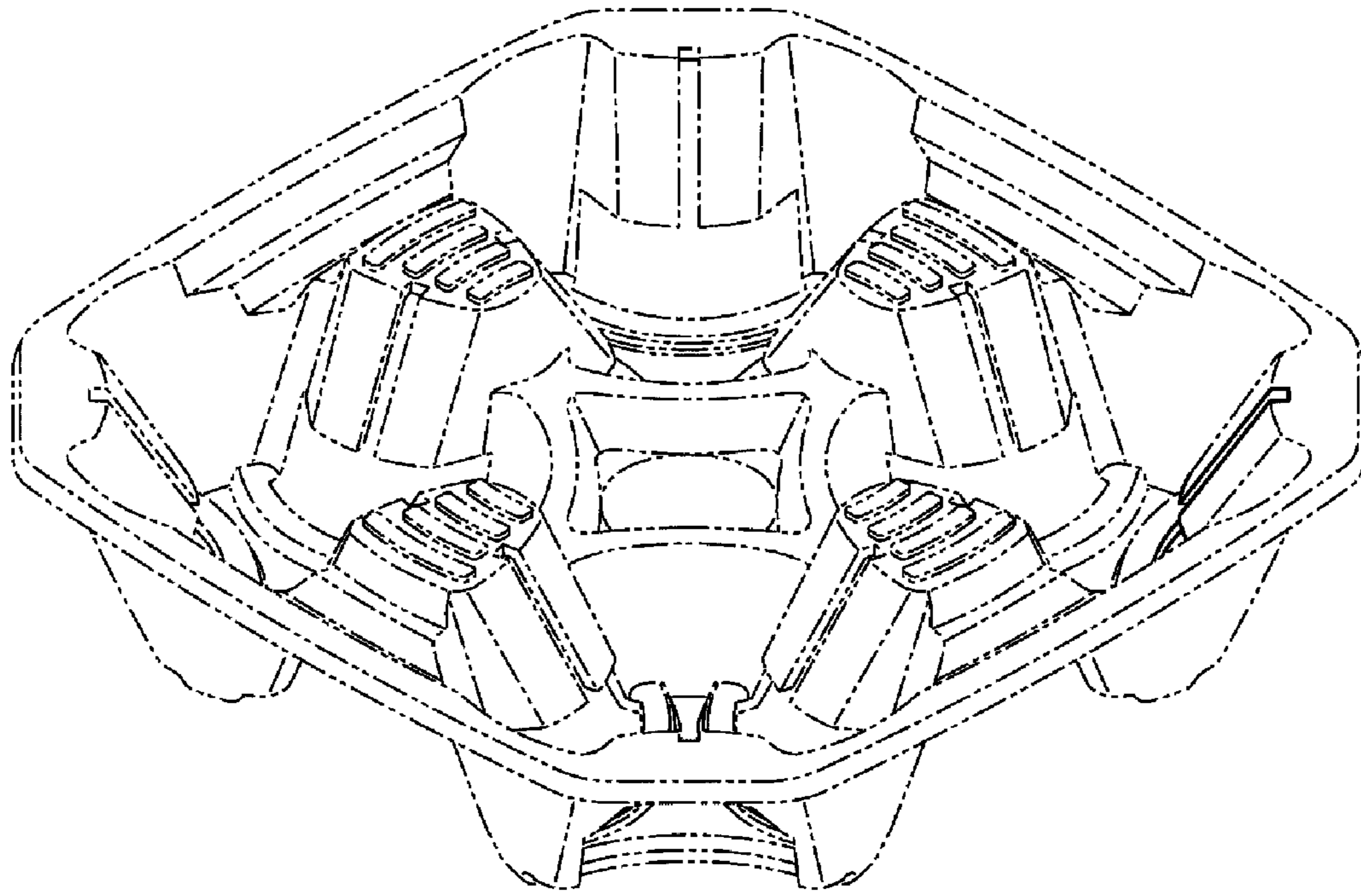


Fig. 2

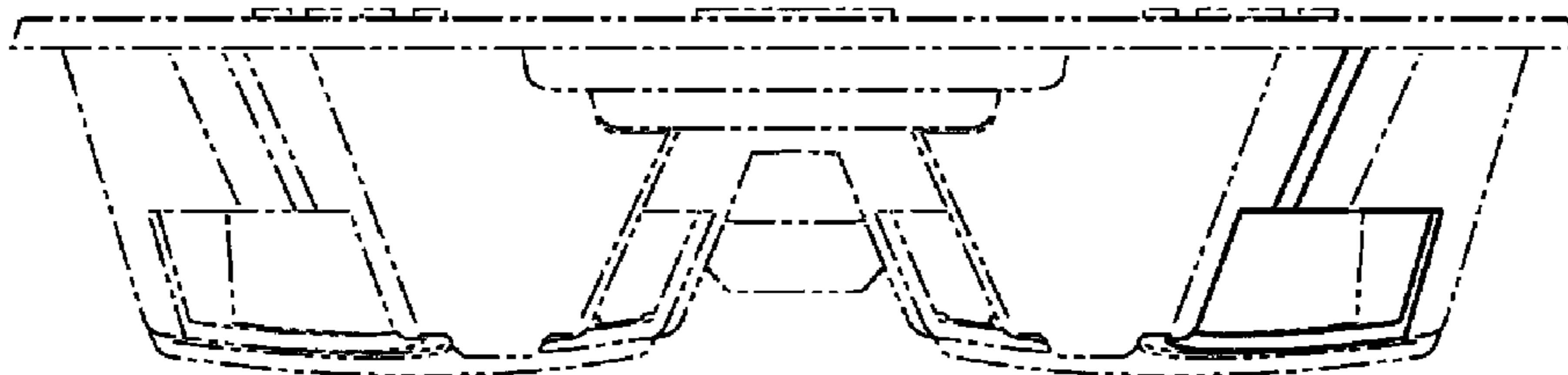


Fig. 3




Fig. 4