

US00D640561S

(12) **United States Design Patent**
Seys

(10) **Patent No.:** **US D640,561 S**

(45) **Date of Patent:** **** Jun. 28, 2011**

(54) **BOTTLE**

(75) **Inventor:** **Philippe Seys, Saint-Saturnin (FR)**

(73) **Assignee:** **Domaine des Broix S.A.S. (FR)**

(**) **Term:** **14 Years**

(21) **Appl. No.:** **29/364,334**

(22) **Filed:** **Jun. 22, 2010**

(30) **Foreign Application Priority Data**

Dec. 23, 2009 (WO) DM/072 803

(51) **LOC (9) Cl.** **09-01**

(52) **U.S. Cl.** **D9/505; D9/545; D9/439**

(58) **Field of Classification Search** D9/434,
D9/435, 439, 441, 500, 503, 505, 516, 529,
D9/545, 549, 558, 574; 215/50, 200, 296,
215/355, 356, 358, 379, 381-385; 220/200,
220/376

See application file for complete search history.

(56) **References Cited**

U.S. PATENT DOCUMENTS

29,563	A *	8/1860	Bodine	215/357
439,693	A *	11/1890	Sanger	215/357
D23,175	S *	4/1894	Tatum	D9/439
D54,219	S *	11/1919	McCoy	D9/546
D61,544	S *	10/1922	Newell	D9/546
D132,052	S *	4/1942	Trees	D9/500
D138,452	S *	8/1944	Karoff	D9/719
D365,026	S *	12/1995	Kotyuk, Jr.	D9/548

D401,149	S *	11/1998	Goserud	D9/439
D402,888	S *	12/1998	Goserud	D9/439
D409,486	S *	5/1999	Goserud	D9/439
D461,129	S *	8/2002	Zutler	D9/500
D461,410	S *	8/2002	Zutler	D9/500
D461,411	S *	8/2002	Zutler	D9/500
D467,181	S *	12/2002	Versace	D9/553
D497,809	S *	11/2004	Fenton et al.	D9/500
D543,846	S *	6/2007	Kitamura et al.	D9/500
D545,676	S *	7/2007	Rica	D9/439
D551,548	S *	9/2007	Didier	D9/439
2008/0272085	A1 *	11/2008	Laporta	215/296

* cited by examiner

Primary Examiner — Stella M Reid

Assistant Examiner — Elizabeth J Oswecki

(74) *Attorney, Agent, or Firm* — Cantor Colburn LLP

(57) **CLAIM**

The ornamental design for a bottle, as shown and described.

DESCRIPTION

FIG. 1 is a perspective view of a bottle, showing my new design;


FIG. 2 is a side elevation view thereof, the opposite side view being a mirror image thereof;

FIG. 3 is another side elevation view thereof, the opposite side view being a mirror image thereof; and,

FIG. 4 is a top plan view thereof.

All sides not shown nor described form no part of the claimed design.

1 Claim, 4 Drawing Sheets






FIG. 1




FIG. 2




FIG. 3

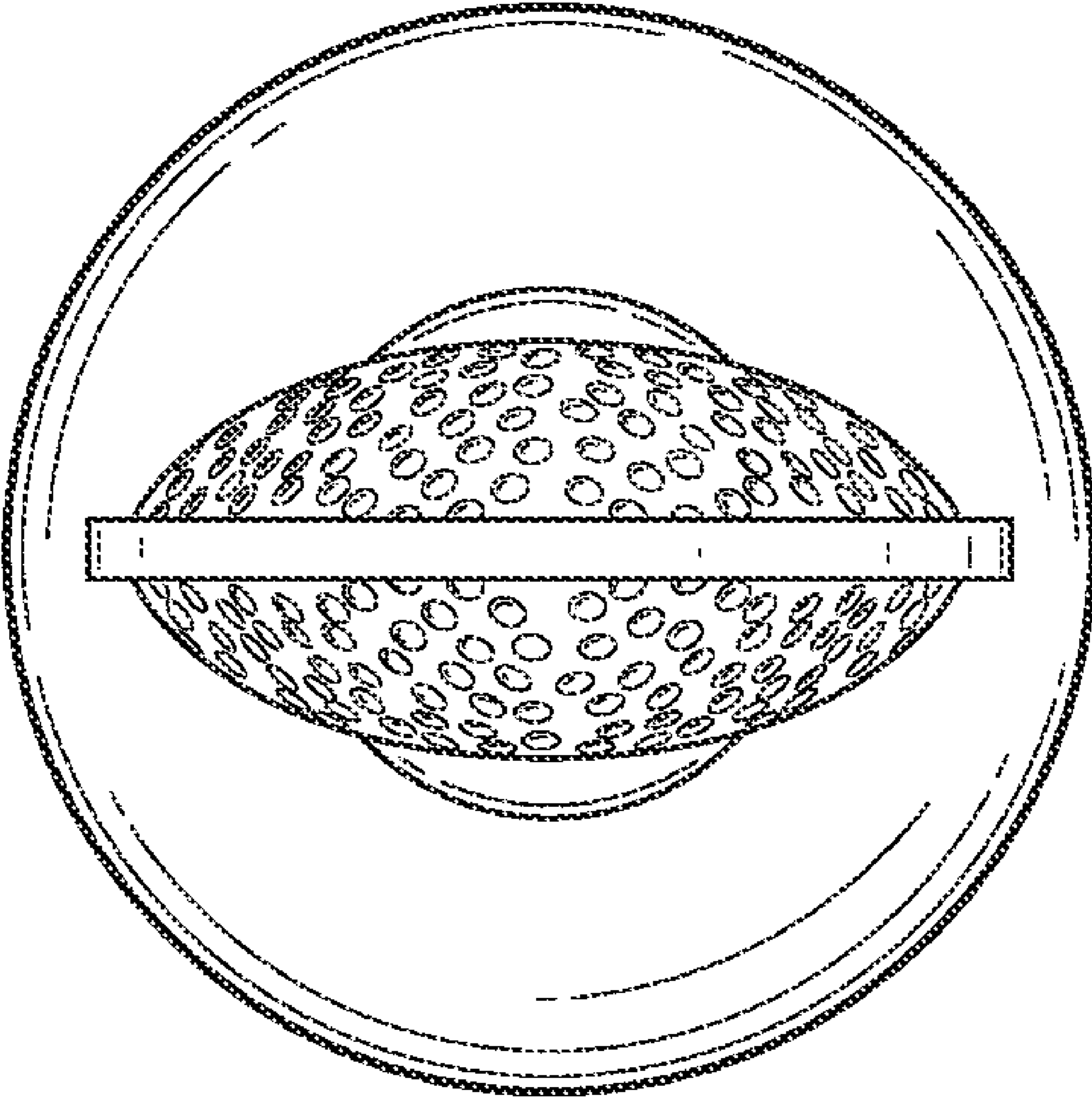


FIG. 4