



US00D640551S

(12) **United States Design Patent**
Perkins-Stanaford et al.

(10) **Patent No.:** **US D640,551 S**
(45) **Date of Patent:** **** Jun. 28, 2011**

(54) **PACKAGE**

(75) Inventors: **Marilyn Gale Perkins-Stanaford**,
Goshen, OH (US); **Samuel James**
Morris, III, Cincinnati, OH (US); **Barry**
Michael Beagle, Union, KY (US)

(73) Assignee: **The Procter & Gamble Company**,
Cincinnati, OH (US)

(**) Term: **14 Years**

(21) Appl. No.: **29/377,792**

(22) Filed: **Oct. 26, 2010**

Related U.S. Application Data

(62) Division of application No. 29/328,467, filed on Nov. 25, 2008, now Pat. No. Des. 628,059.

(51) **LOC (9) Cl.** **09-03**

(52) **U.S. Cl.** **D9/431**

(58) **Field of Classification Search** D9/414-418,
D9/420, 426, 428, 430-433; D7/91, 615,
D7/629; 206/315.9, 485, 521.1, 539, 564,
206/541, 546, 588, 766, 779, 822
See application file for complete search history.

(56) **References Cited**

U.S. PATENT DOCUMENTS

D248,375 S * 7/1978 Bergstein D9/415
4,284,204 A 8/1981 Carey, Jr.
D264,184 S * 5/1982 Austin D9/416
D303,500 S * 9/1989 Colla D9/414

D306,975 S * 4/1990 Brondyke et al. D9/431
D433,330 S * 11/2000 Hudson D9/431
D438,105 S * 2/2001 Conner et al. D9/430
D521,373 S * 5/2006 Stanton D9/430
D521,376 S * 5/2006 Mosto D9/430
D540,667 S * 4/2007 Duranthon D9/430
D568,762 S * 5/2008 Keberlein D9/734
D585,736 S * 2/2009 Dowd D9/431
D592,504 S * 5/2009 Jacobsson D9/435
D628,059 S * 11/2010 Perkins-Stanaford et al. D9/418
2007/0209956 A1 9/2007 Perkins-Stanaford et al.

FOREIGN PATENT DOCUMENTS

BE 1 010 673 A3 11/1998
JP 03123838 U 12/1991
JP 02506528 Y2 8/1996
WO WO 2005/056421 A1 6/2005

* cited by examiner

Primary Examiner — Thomas J Johannes

(74) *Attorney, Agent, or Firm* — Gary J Foose

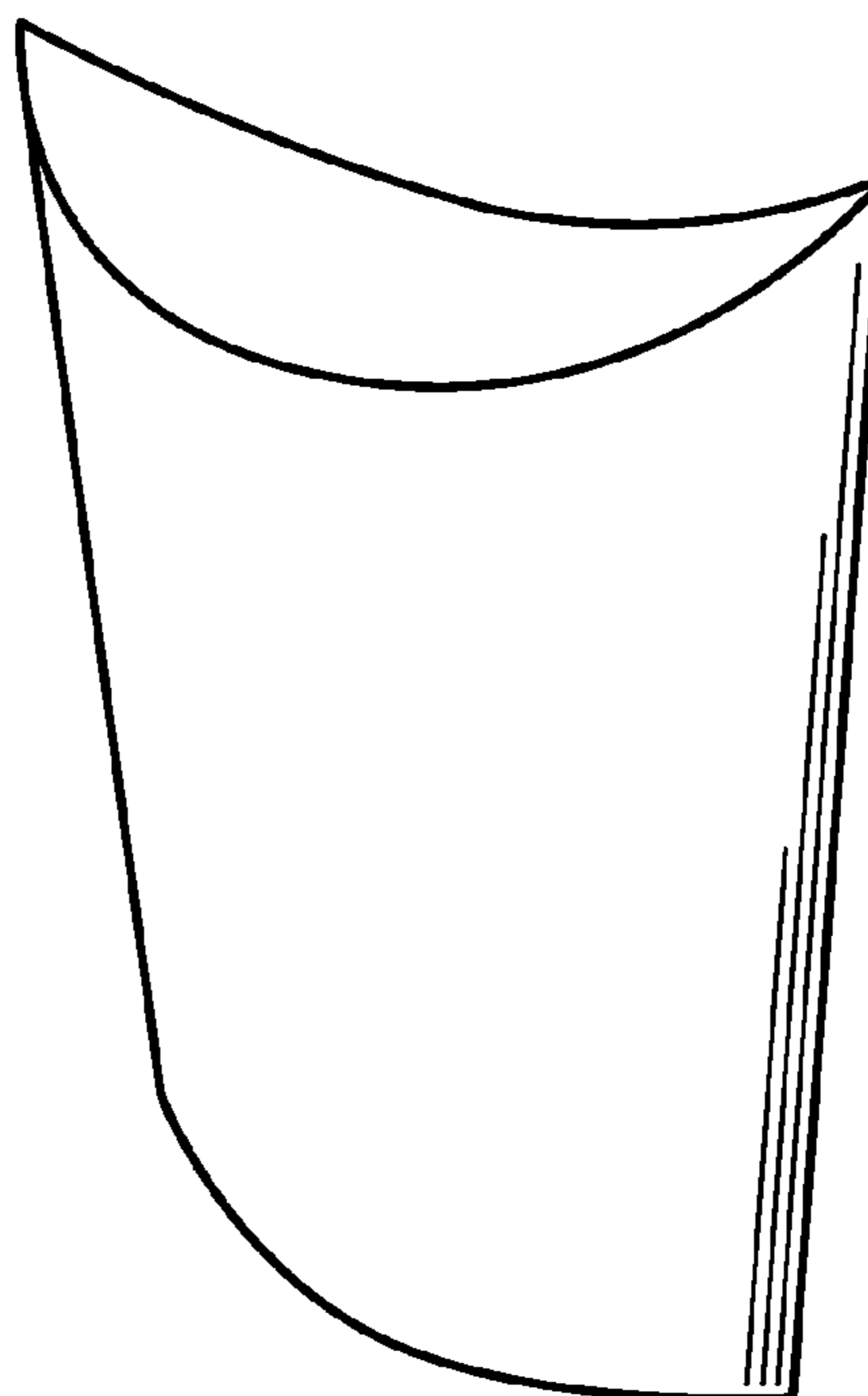
(57) **CLAIM**

The ornamental design for a package, as shown and described.

DESCRIPTION

FIG. 1 is a perspective view of a package showing our new design;
FIG. 2 is a front elevation view thereof;
FIG. 3 is the back view of an embodiment of the package;
FIG. 4 is a left elevation view thereof;
FIG. 5 is a right elevation view thereof;
FIG. 6 is a top plan view thereof; and,
FIG. 7 is the bottom plan view thereof.

1 Claim, 1 Drawing Sheet



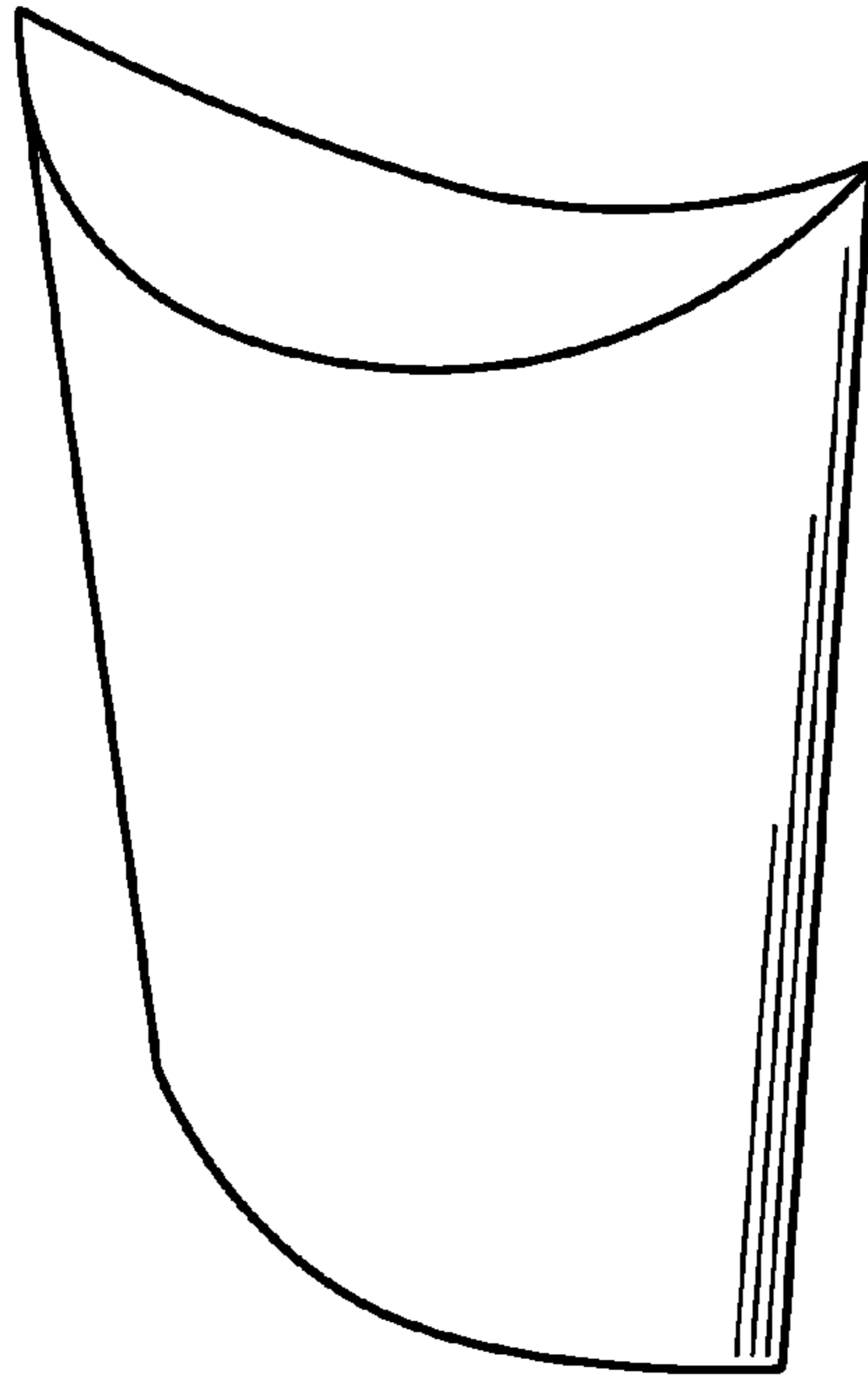


Fig. 1




Fig. 2




Fig. 3




Fig. 4




Fig. 5

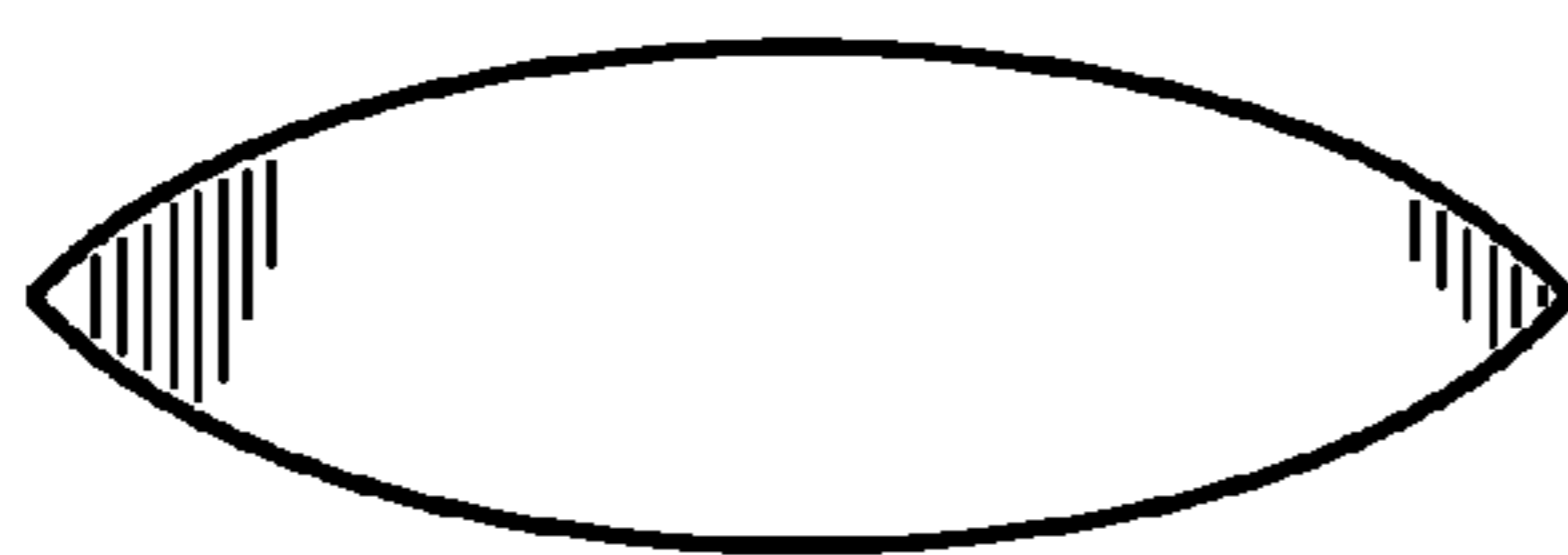


Fig. 6

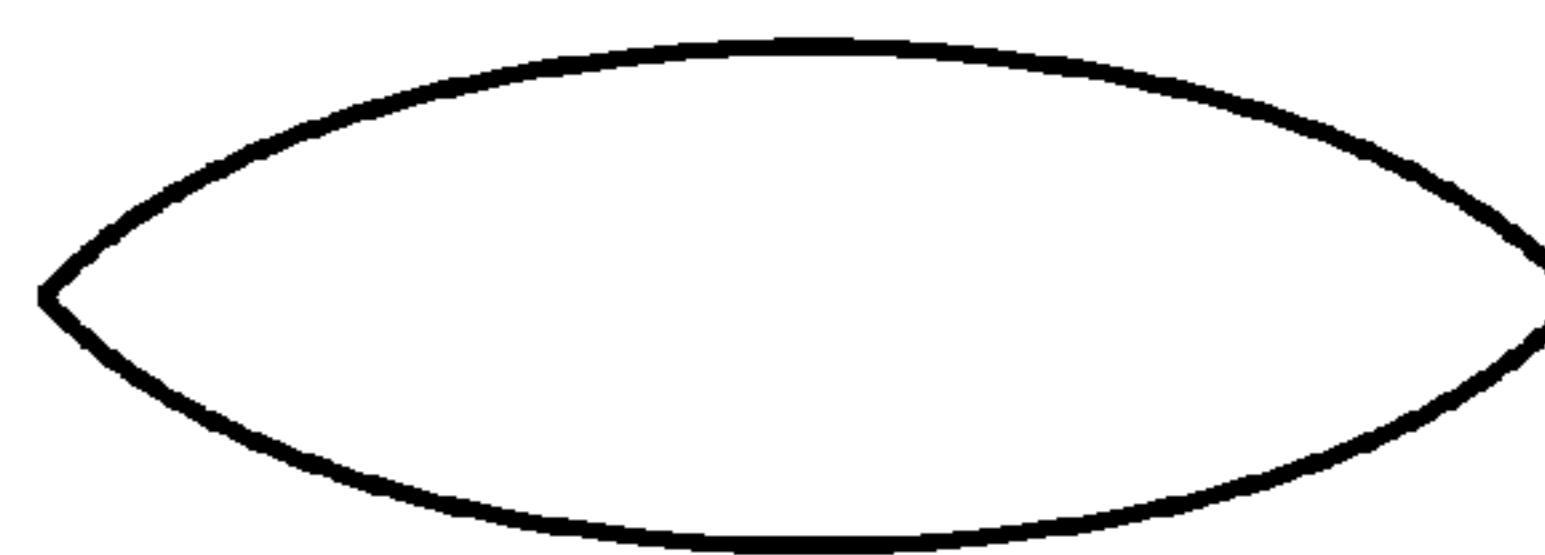


Fig. 7