



US00D640545S

(12) **United States Design Patent**
Gibson et al.

(10) **Patent No.:** **US D640,545 S**
(45) **Date of Patent:** **** Jun. 28, 2011**

(54) **TOBACCO BOX**

(75) Inventors: **Paul Gibson**, London (GB); **Aaron McKenzie**, London (GB)

(73) Assignee: **British American Tobacco (Investments) Limited**, London (GB)

(**) Term: **14 Years**

(21) Appl. No.: **29/342,586**

(22) Filed: **Aug. 27, 2009**

(30) **Foreign Application Priority Data**

Mar. 3, 2009 (EM) 001100408

(51) **LOC (9) Cl.** **09-03**

(52) **U.S. Cl.** **D9/428**

(58) **Field of Classification Search** 222/92;
206/6.1, 5.1, 303, 530-538, 566, 581, 823,
206/459.5; 220/8, 4.26, 4.27, 253, 288, 376,
220/380, 907; 229/4.5; 132/293-294, 315;
D28/7-8, 76-82; D3/203.1-203.8, 201,
D3/205; D9/428, 414, 420-424, 503, 504,
D9/521, 337, 780

See application file for complete search history.

(56) **References Cited**

U.S. PATENT DOCUMENTS

4,098,421 A * 7/1978 Foster 215/321
4,165,815 A * 8/1979 Vetter 220/4.27
D403,470 S * 12/1998 Litton et al. D28/82
H1855 H * 8/2000 Litton et al. D28/82

D431,458 S * 10/2000 Bried et al. D3/203.2
D441,144 S * 4/2001 Vanoncini D28/82
D464,886 S * 10/2002 Bried et al. D9/504
D470,273 S * 2/2003 Revivo D28/76
D494,474 S * 8/2004 Houk et al. D9/504
D503,889 S * 4/2005 Yeung D9/549
D510,524 S * 10/2005 Houk et al. D9/503
D515,426 S * 2/2006 Pace et al. D9/504
D531,036 S * 10/2006 Bried et al. D9/504
D603,698 S * 11/2009 VerWeyst D9/500
D621,603 S * 8/2010 Traylor D3/203.2
2010/0012534 A1* 1/2010 Hoffman 206/265

* cited by examiner

Primary Examiner — Thomas J Johannes

(74) *Attorney, Agent, or Firm* — Chadbourne & Parke LLP;
Walter G. Hanchuk

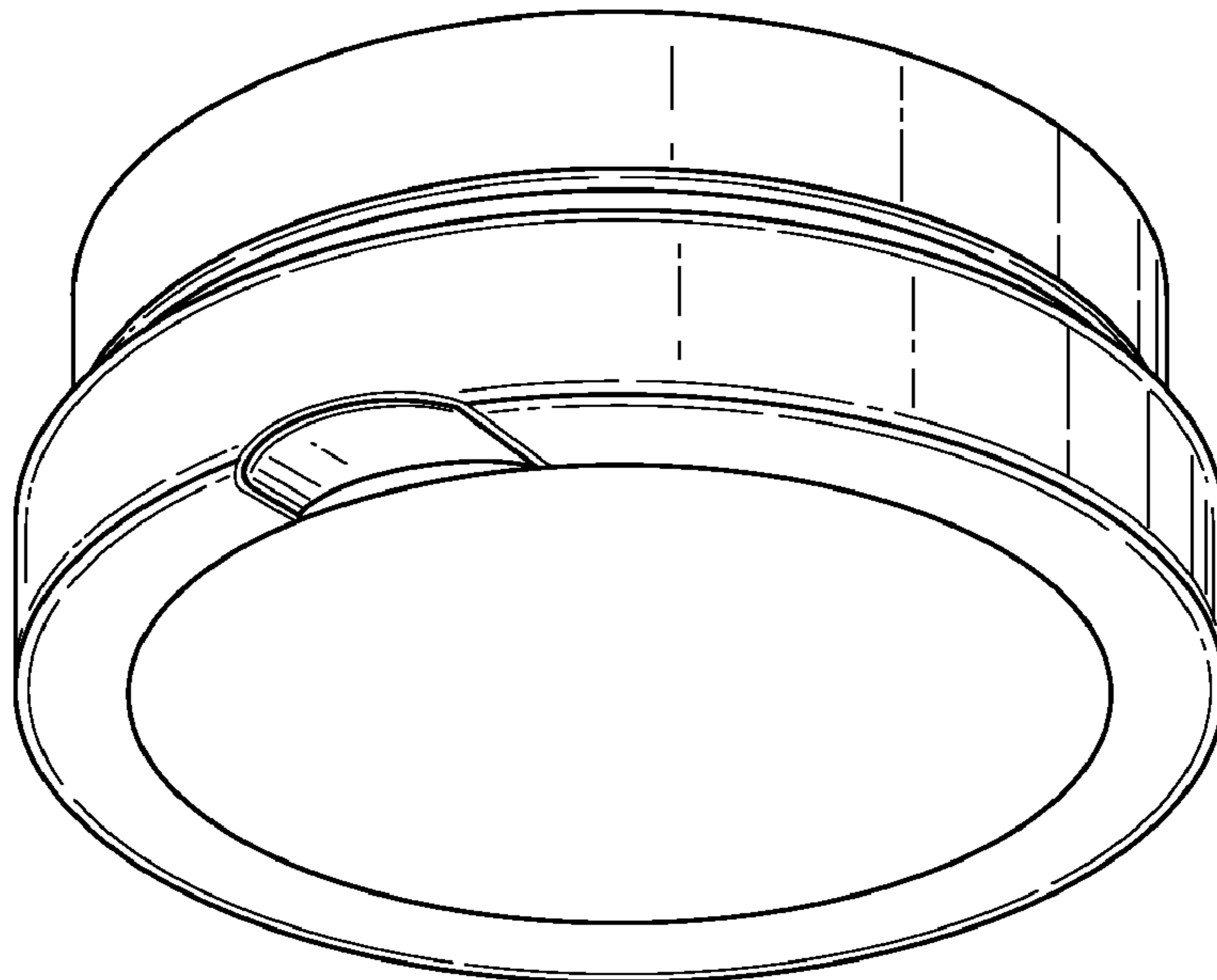
(57) **CLAIM**

The ornamental design for a tobacco box, as shown and described.

DESCRIPTION

FIG. 1 provides a bottom right front perspective view of a tobacco box showing our new design;
FIG. 2 provides a top plan view thereof;
FIG. 3 provides a bottom plan view thereof;
FIG. 4 provides a side elevation view thereof; and,
FIG. 5 provides a front elevation view thereof.
The broken line portion of the figure drawings is included to show unclaimed subject matter only and forms no part of the claimed design.

1 Claim, 2 Drawing Sheets



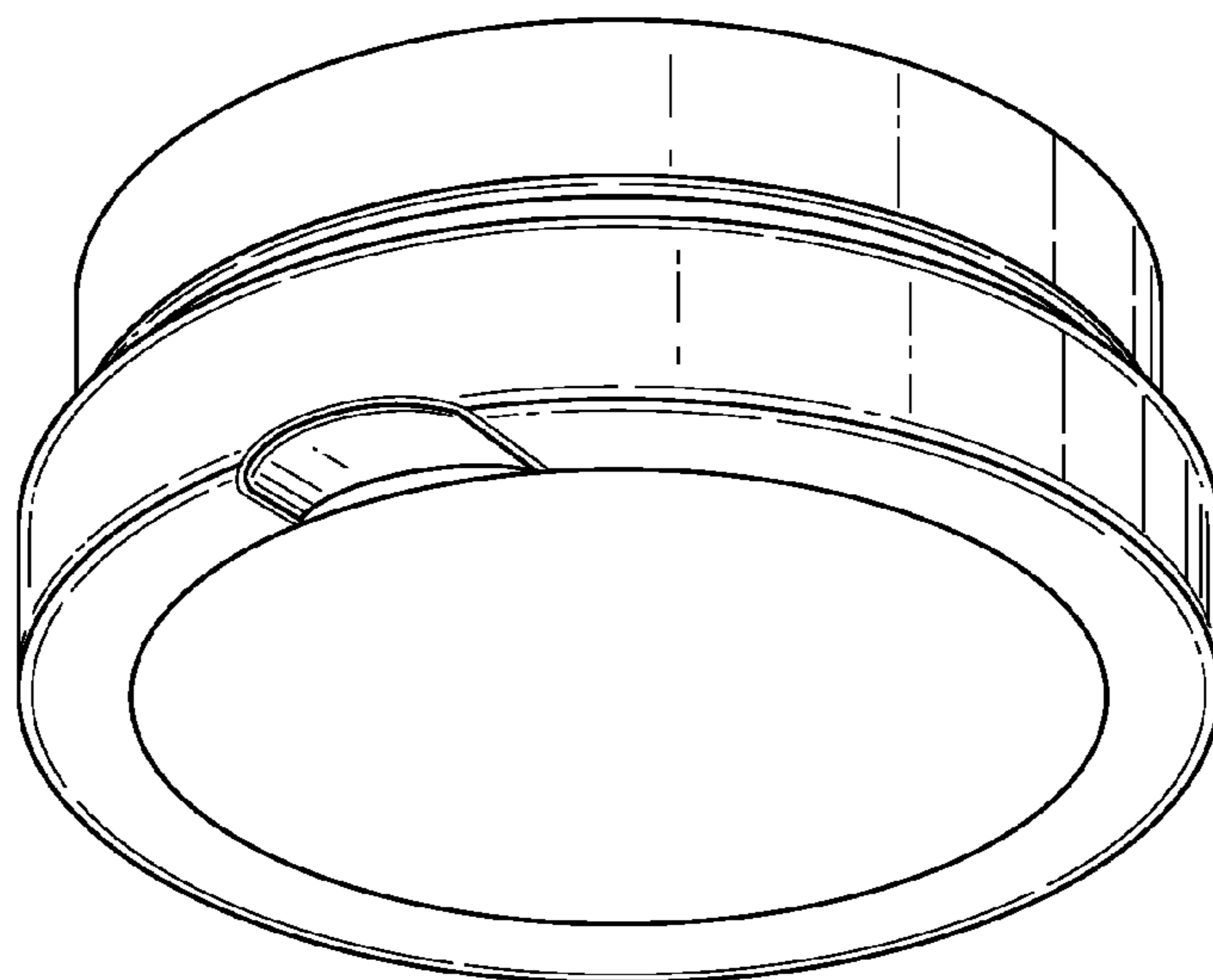


FIG. 1

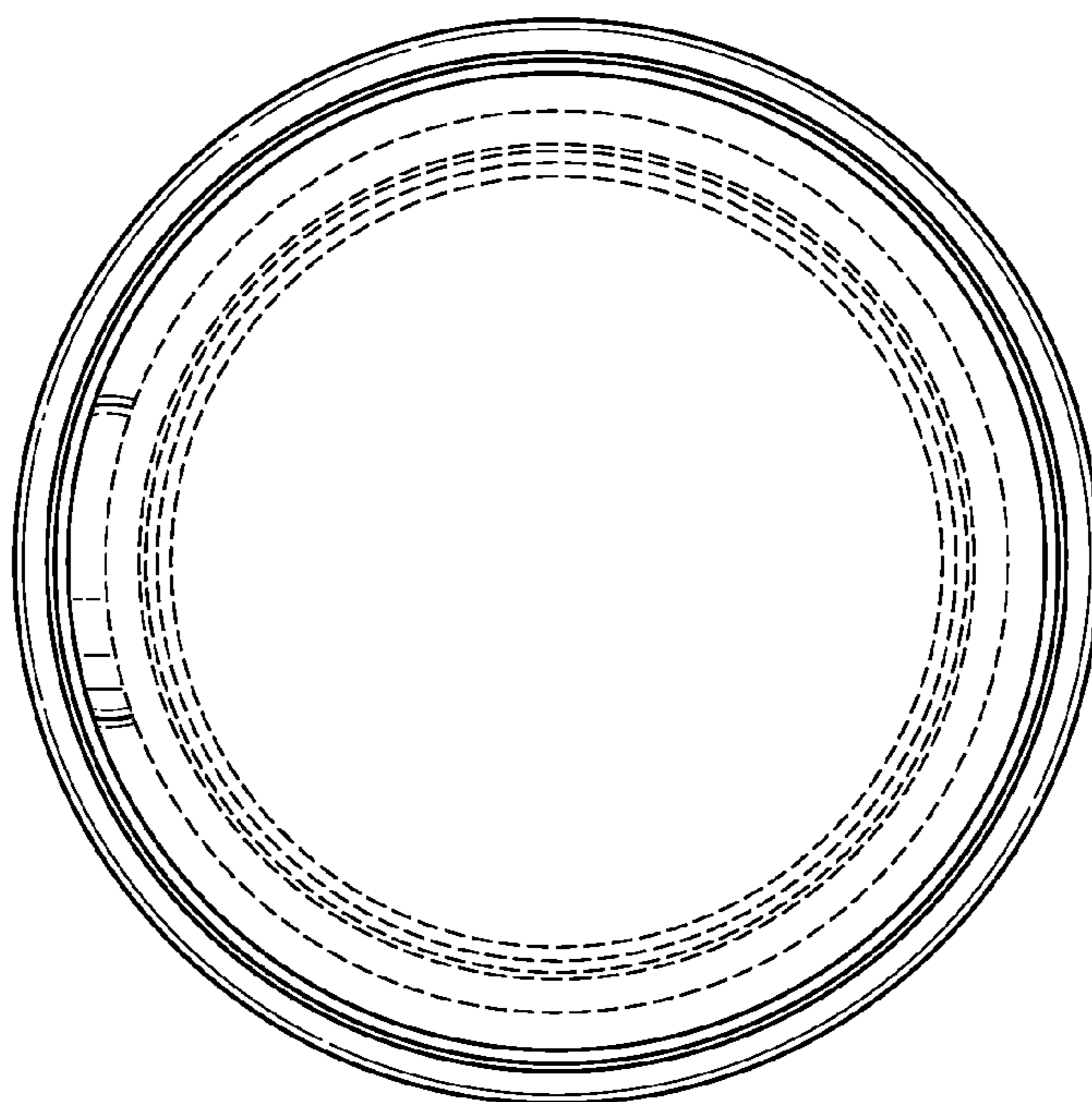


FIG. 2

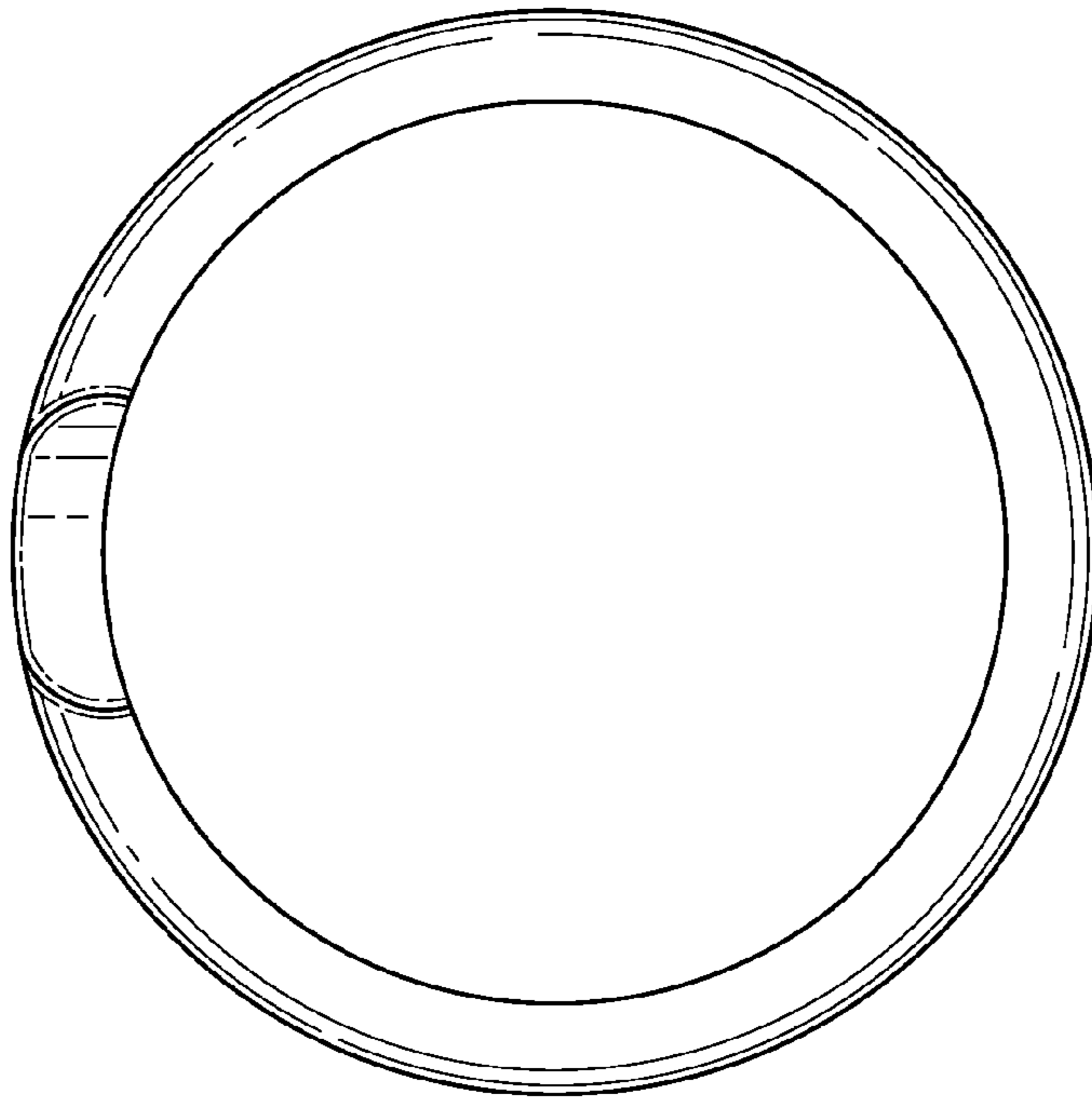


FIG. 3

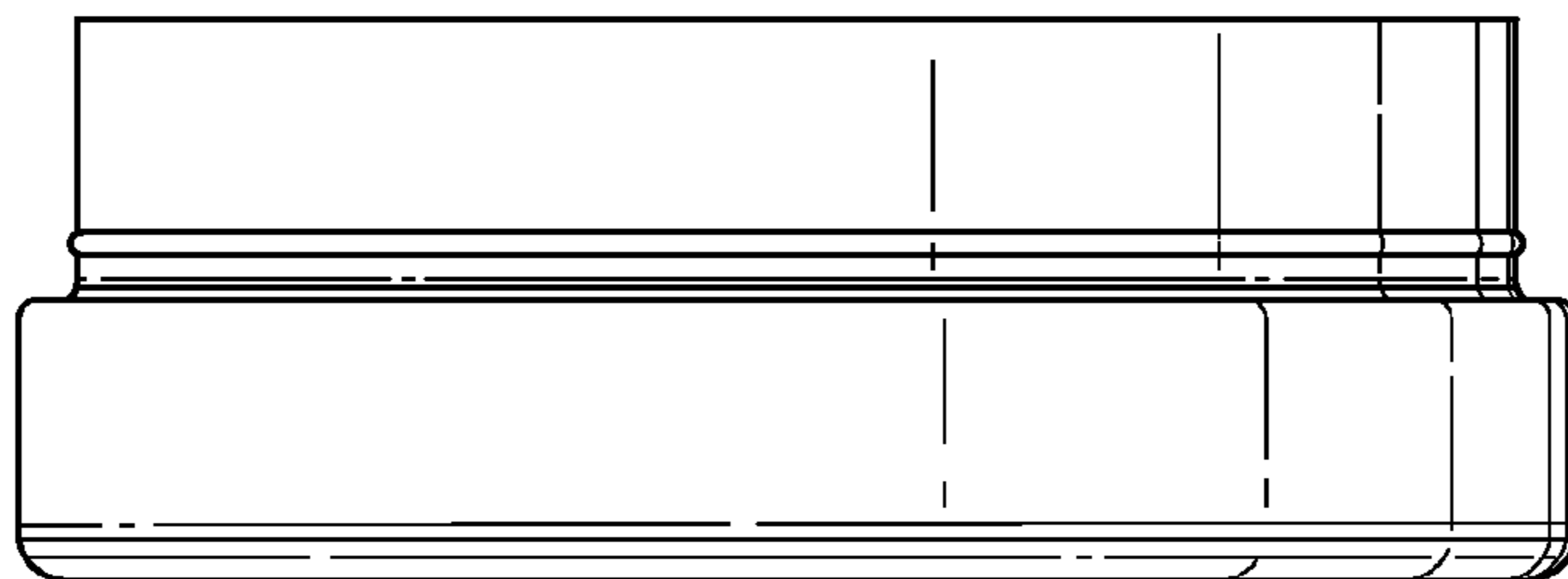


FIG. 4

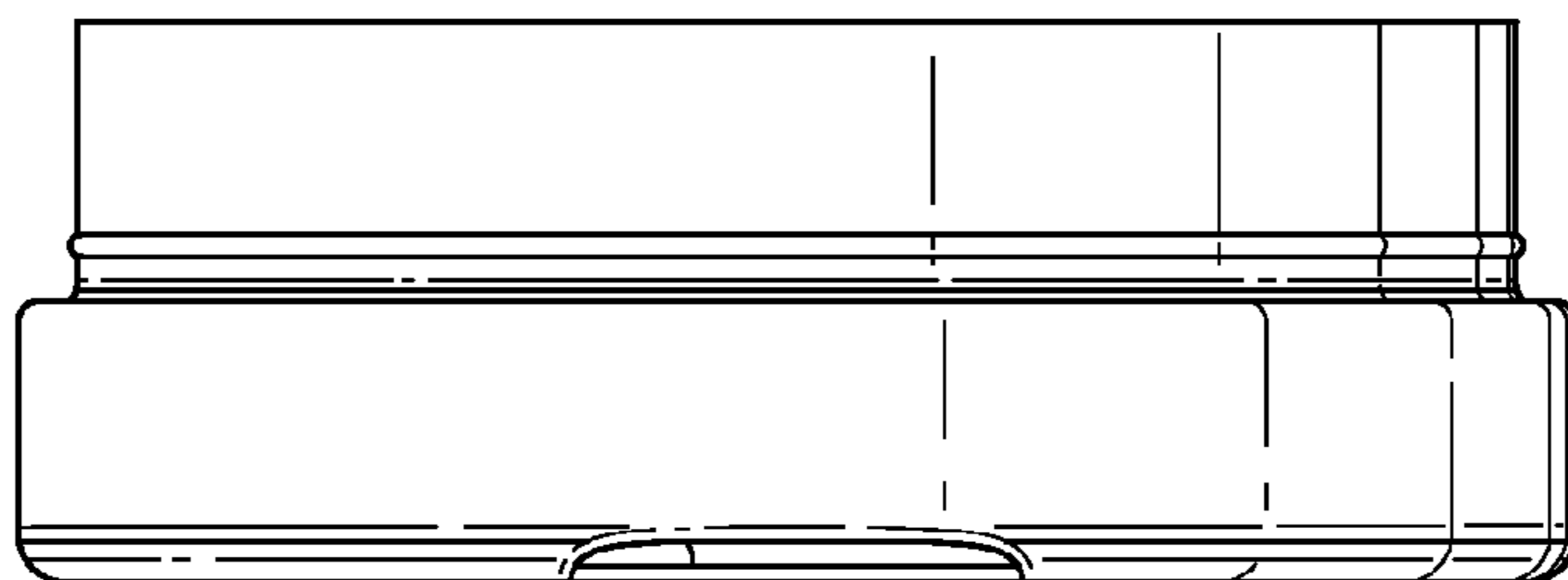


FIG. 5