



US00D640526S

(12) **United States Design Patent**
Cash

(10) **Patent No.:** **US D640,526 S**

(45) **Date of Patent:** **** Jun. 28, 2011**

(54) **SKATEBOARD SHAPED SWITCHPLATE COVER**

(76) Inventor: **Phillip Cash**, Chatsworth, GA (US)

(**) Term: **14 Years**

(21) Appl. No.: **29/377,151**

(22) Filed: **Oct. 18, 2010**

(51) **LOC (9) Cl.** **11-05**

(52) **U.S. Cl.** **D8/352**

(58) **Field of Classification Search** D8/350-353;
D13/139.1-139.8, 146, 147, 152, 154, 156,
D13/158, 169, 171, 173, 177, 184; D14/159;
D25/60; 174/55, 58, 66, 67, 535; 220/241,
220/3.92, 3.5-3.9, 242, 3.2, 3.3, 244, 315;
439/535, 536, 892, 367, 373, 537, 541, 938;
200/303; 248/273; 292/357

See application file for complete search history.

D326,806 S *	6/1992	Marques	D8/352
D326,997 S *	6/1992	Clayton	D8/350
D339,280 S *	9/1993	Bray et al.	D8/301
D354,669 S *	1/1995	Malay	D8/352
D358,680 S *	5/1995	Chen	D26/142
D359,673 S *	6/1995	Gibson	D8/352
D402,526 S *	12/1998	Mahlmann et al.	D8/301
D466,787 S *	12/2002	Clancy	D8/301
D490,687 S *	6/2004	Nosworthy	D8/343
D521,849 S *	5/2006	Millward et al.	D8/350
D522,353 S *	6/2006	Wengrower	D8/352
D548,049 S *	8/2007	Millward et al.	D8/350
D574,006 S *	7/2008	Stachura et al.	D14/478

* cited by examiner

Primary Examiner — Mark Goodwin

(74) *Attorney, Agent, or Firm* — Stephen J. Stark; Miller & Martin PLLC

(57) **CLAIM**

The ornamental design for a skateboard shaped switchplate cover, as shown and described.

(56) **References Cited**

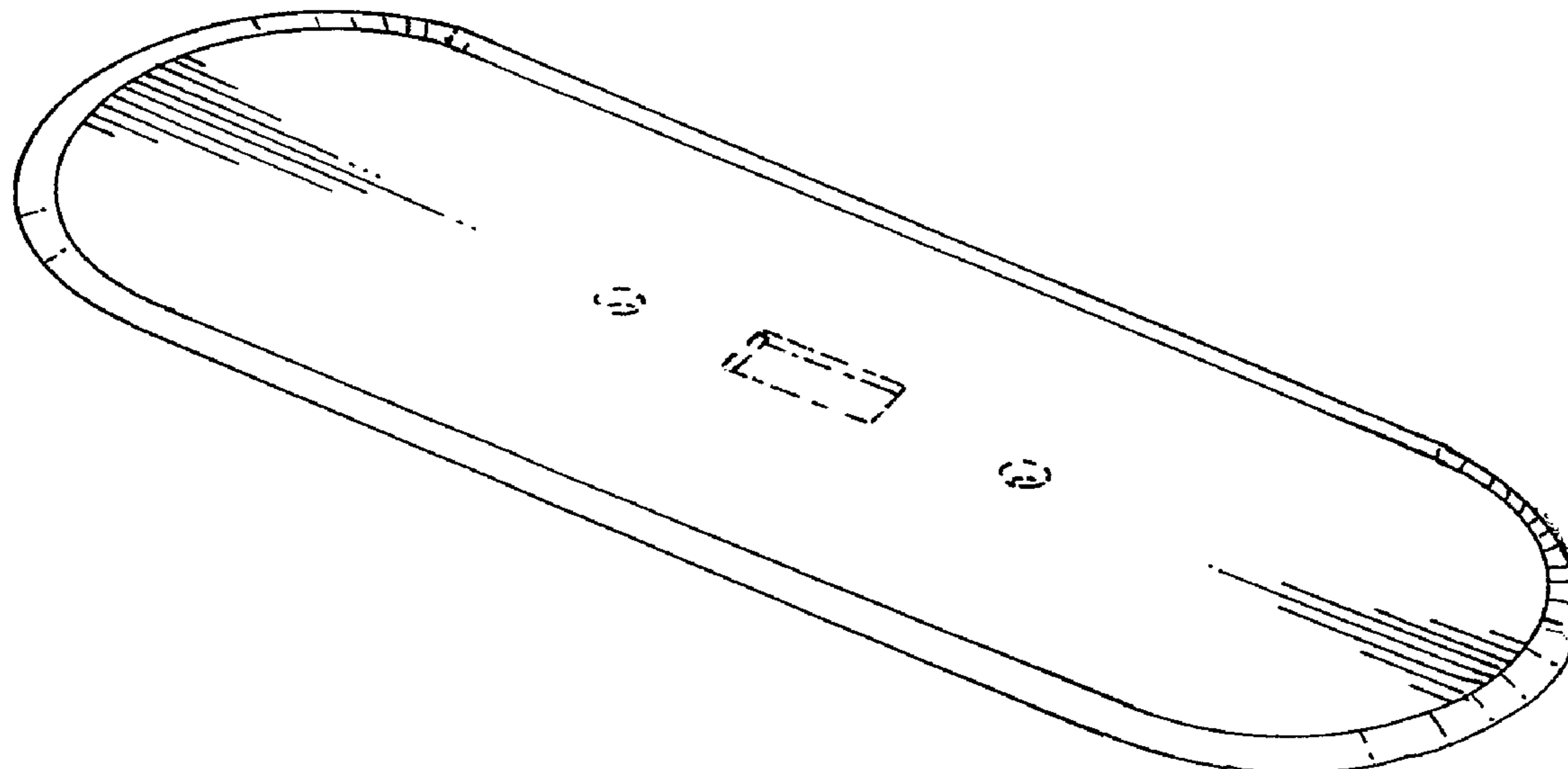
U.S. PATENT DOCUMENTS

D113,557 S *	2/1939	Fordyce	D8/350
D154,834 S *	8/1949	Bellek	D8/350
2,517,009 A *	8/1950	McDermott	40/1.6
D173,848 S *	1/1955	Ohno	D8/350
D173,849 S *	1/1955	Ohno	D8/352
D185,005 S *	4/1959	Kubota	D8/350
D224,776 S *	9/1972	Tegner	D8/350
D236,947 S *	9/1975	Palm, Jr.	D8/350
D246,503 S *	11/1977	Clayton	D8/352
D247,844 S *	5/1978	Palm, Jr.	D8/352
D247,845 S *	5/1978	Palm, Jr.	D8/352
4,262,180 A *	4/1981	Walter	200/43.07
D261,726 S *	11/1981	Valli	D8/301
4,708,007 A *	11/1987	Stoia	70/451
D318,214 S *	7/1991	Fleming et al.	D8/301

DESCRIPTION

FIG. 1 is a perspective view of a skateboard shaped switchplate cover showing my new design;
FIG. 2 is a top plan view thereof;
FIG. 3 is a front elevational view; the back elevational view being a mirror image thereof;
FIG. 4 is a left side elevational view thereof, the right side being a mirror image thereof; and,
FIG. 5 is a bottom plan view thereof.
The broken line showing of the screw holes, switch opening, and rear portion of the claim is included for the purpose of illustrating portions of the skateboard shaped switchplate cover and forms no part of the claimed design.

1 Claim, 2 Drawing Sheets



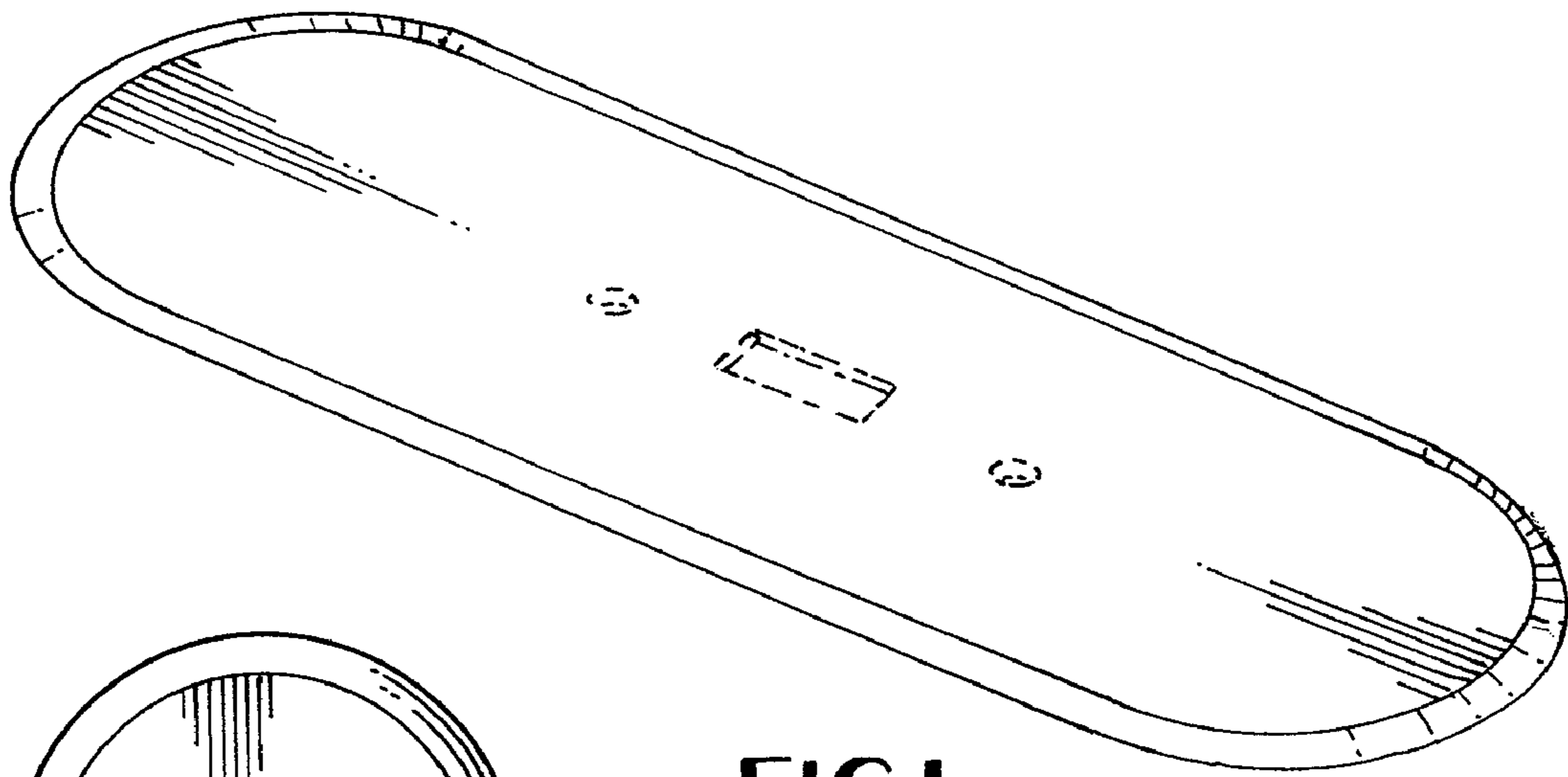


FIG. 1

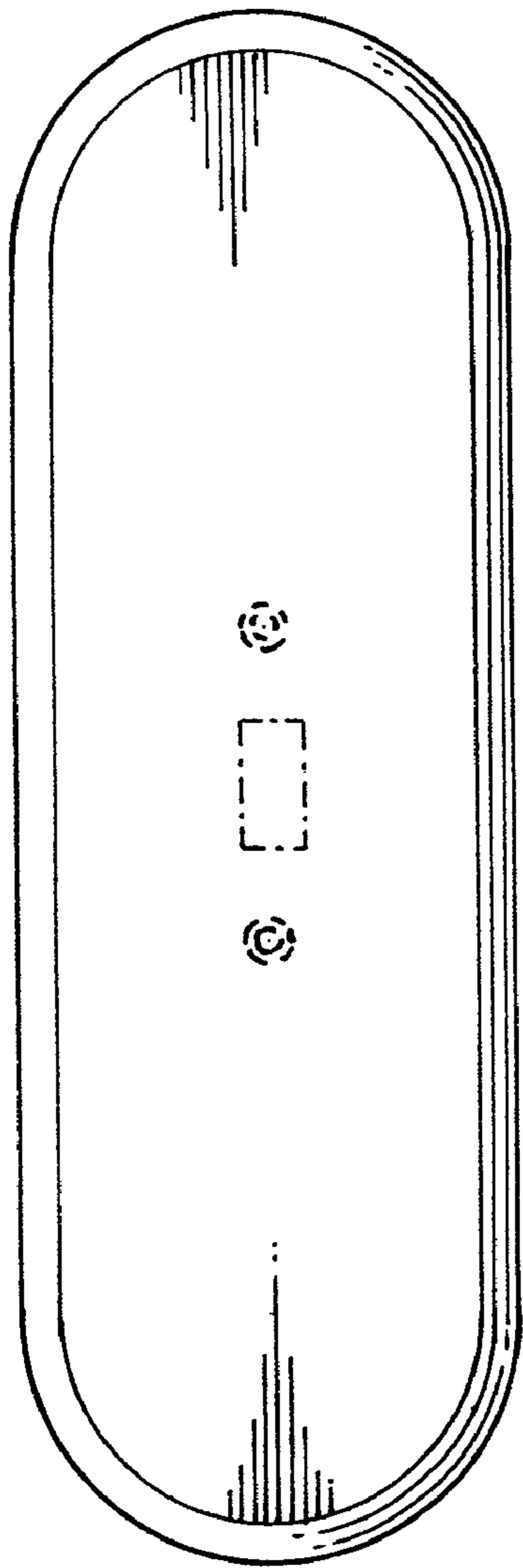


FIG. 2

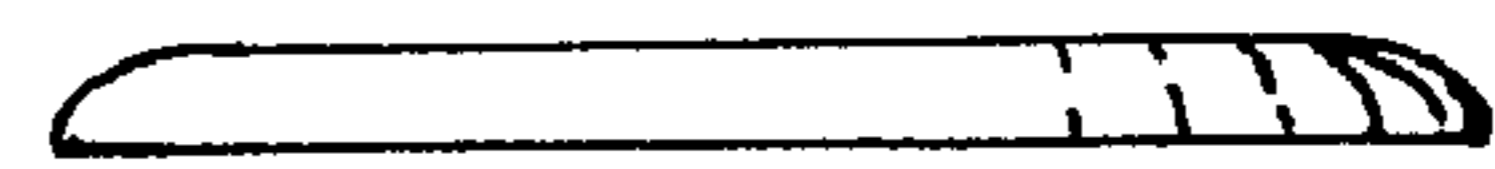


FIG. 3



FIG. 4

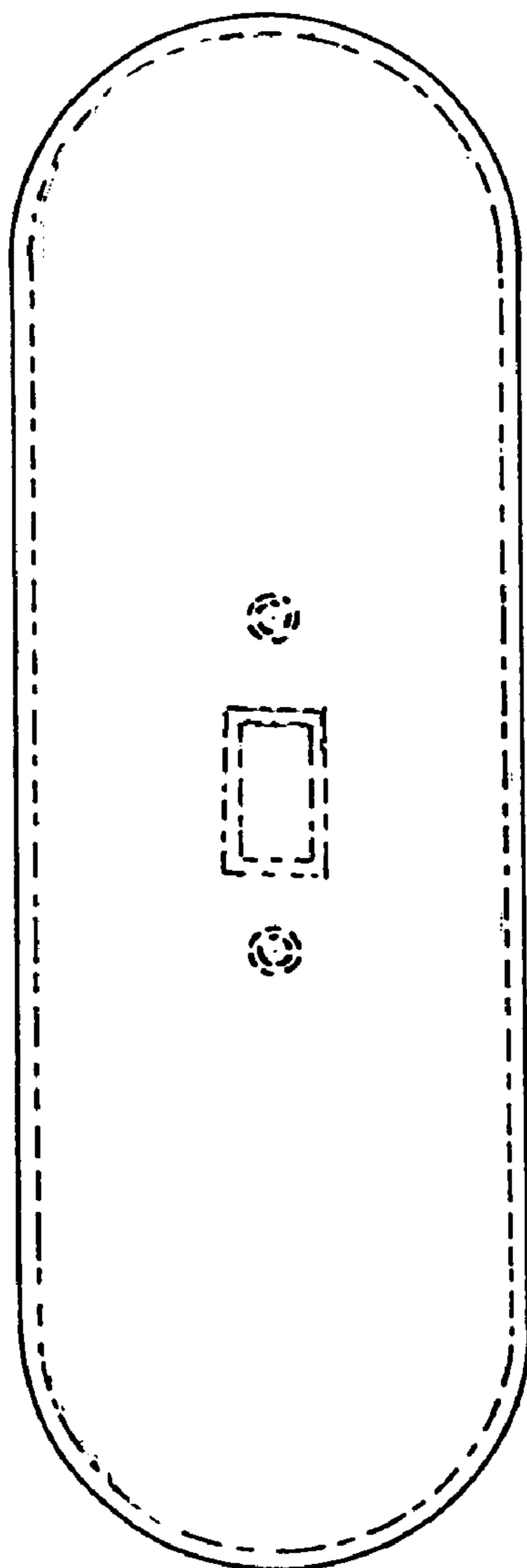


FIG. 5