



US00D640525S

(12) **United States Design Patent**
Min

(10) **Patent No.:** **US D640,525 S**

(45) **Date of Patent:** **** Jun. 28, 2011**

(54) **DOOR LOCK AND HANDLE**

(76) Inventor: **Yu Min**, Shenzhen (CN)

(**) Term: **14 Years**

(21) Appl. No.: **29/371,163**

(22) Filed: **Nov. 4, 2010**

(51) **LOC (9) Cl.** **08-07**

(52) **U.S. Cl.** **D8/331**

(58) **Field of Classification Search** D8/330-332,
D8/339, 343, 346, 334, 300-302; 70/57.1,
70/58, 107, 141, 210, 217, 218, 221-224,
70/277-283.1, 472; 292/336.3

See application file for complete search history.

(56) **References Cited**

U.S. PATENT DOCUMENTS

5,881,585	A *	3/1999	Kang	70/107
5,982,945	A *	11/1999	Neff et al.	382/271
6,145,353	A *	11/2000	Doucet	70/277
6,581,426	B2 *	6/2003	Bates et al.	70/278.7
D512,899	S *	12/2005	Oskamp et al.	D8/331

7,091,429	B2 *	8/2006	Case et al.	200/5 A
D533,762	S *	12/2006	Wright et al.	D8/330
D552,967	S *	10/2007	Roberts et al.	D8/350
D581,246	S *	11/2008	Conway	D8/330
D593,399	S *	6/2009	Douglas et al.	D8/350
D607,302	S *	1/2010	Kim et al.	D8/331

* cited by examiner

Primary Examiner — Prabhakar Deshmukh

(74) *Attorney, Agent, or Firm* — Jacobson Holman PLLC

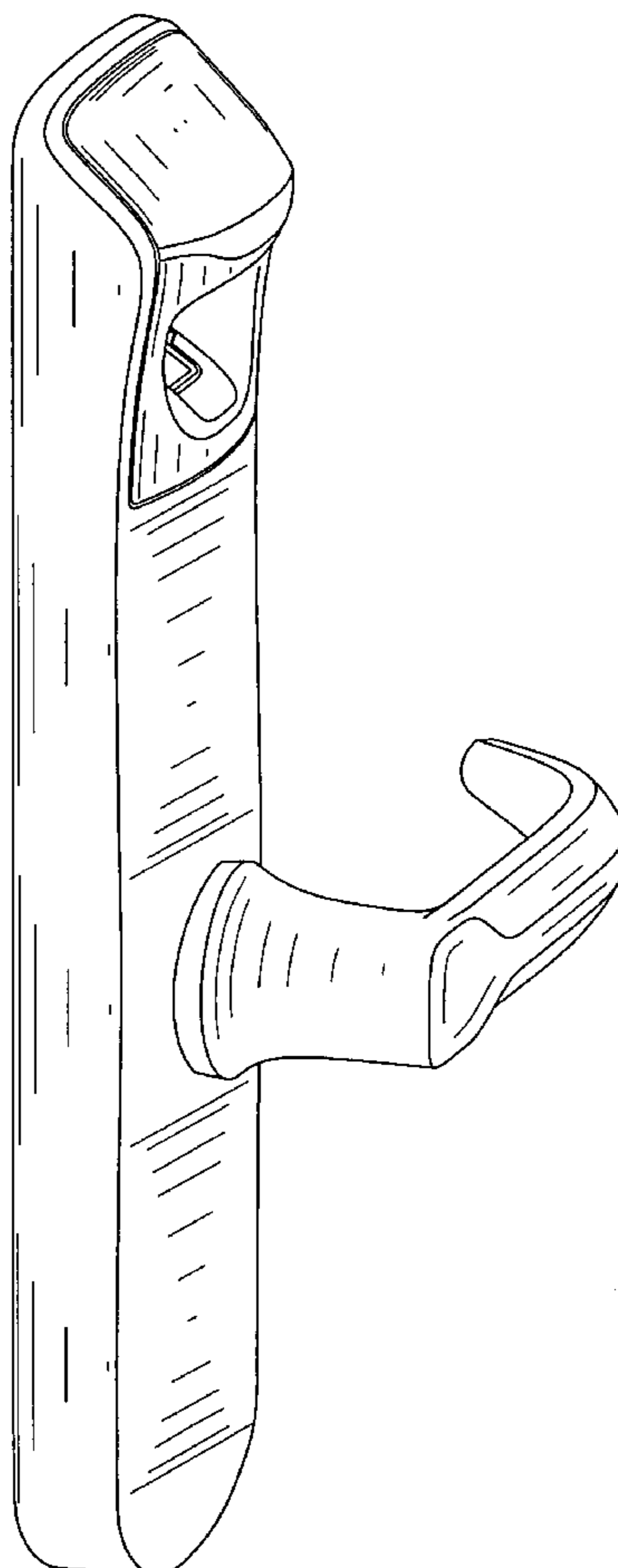
(57) **CLAIM**

The ornamental design for a door lock and handle, as shown and described.

DESCRIPTION

FIG. 1 is a front perspective view of a door lock and handle showing my new design;
FIG. 2 is a front elevational view thereof;
FIG. 3 is a right side elevational view thereof;
FIG. 4 is a left side elevational view thereof;
FIG. 5 is a bottom plan view thereof; and,
FIG. 6 is a top plan view thereof.

1 Claim, 4 Drawing Sheets






FIG. 1

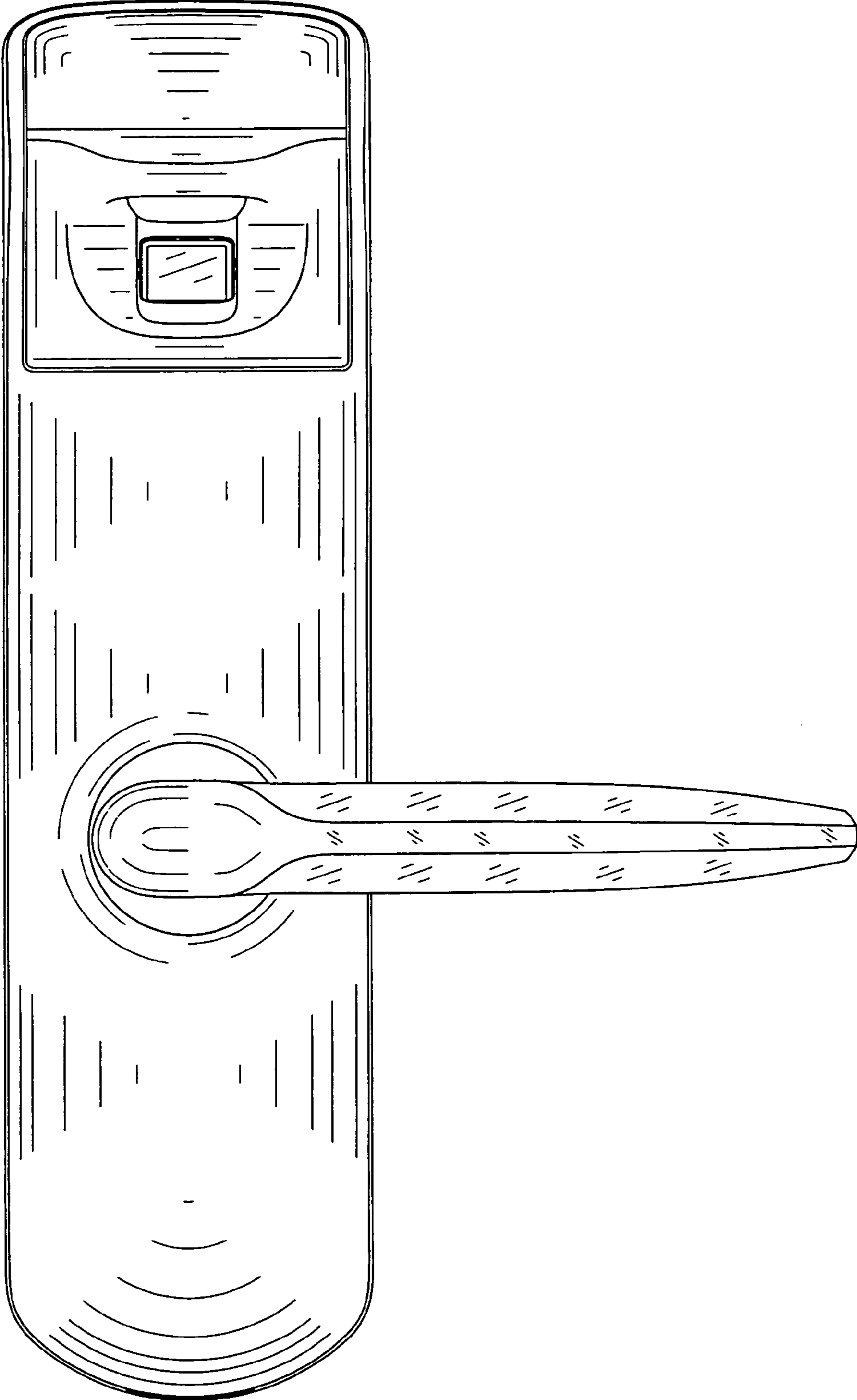


FIG. 2

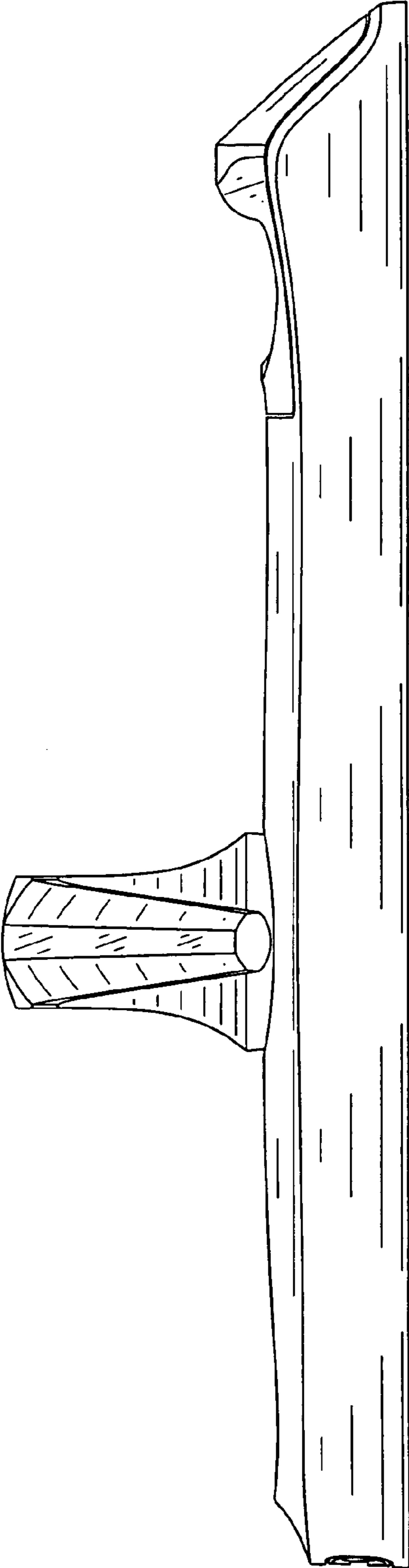


FIG. 3

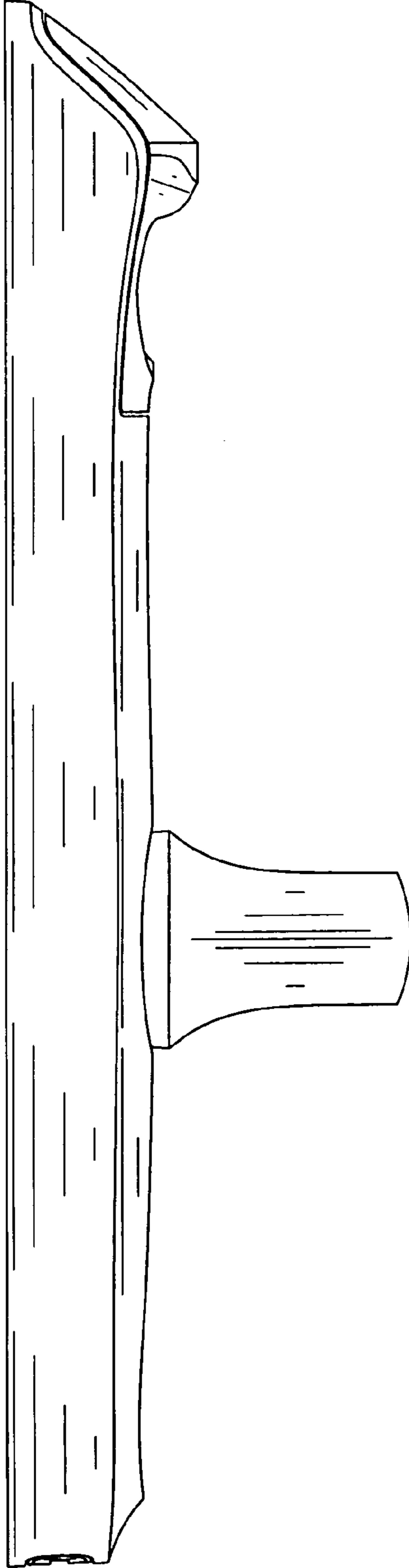


FIG. 4

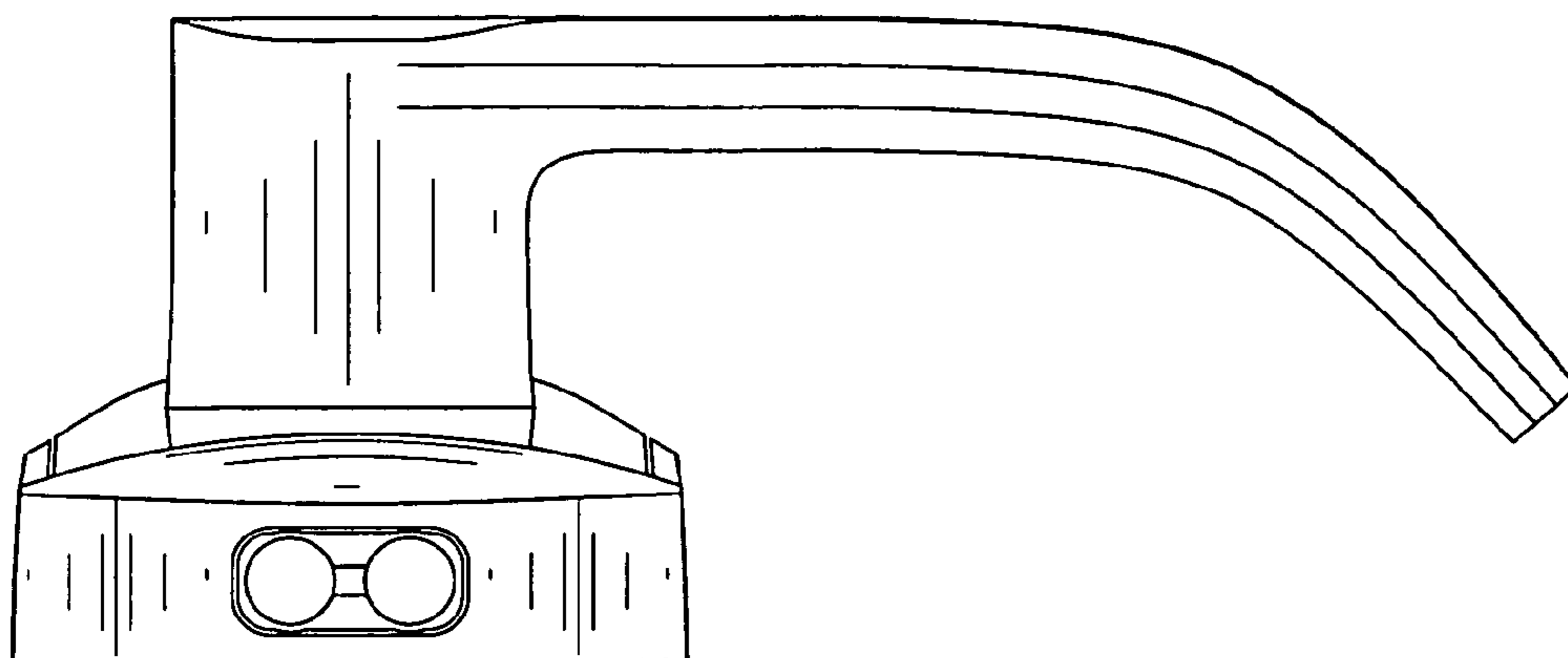


FIG. 5

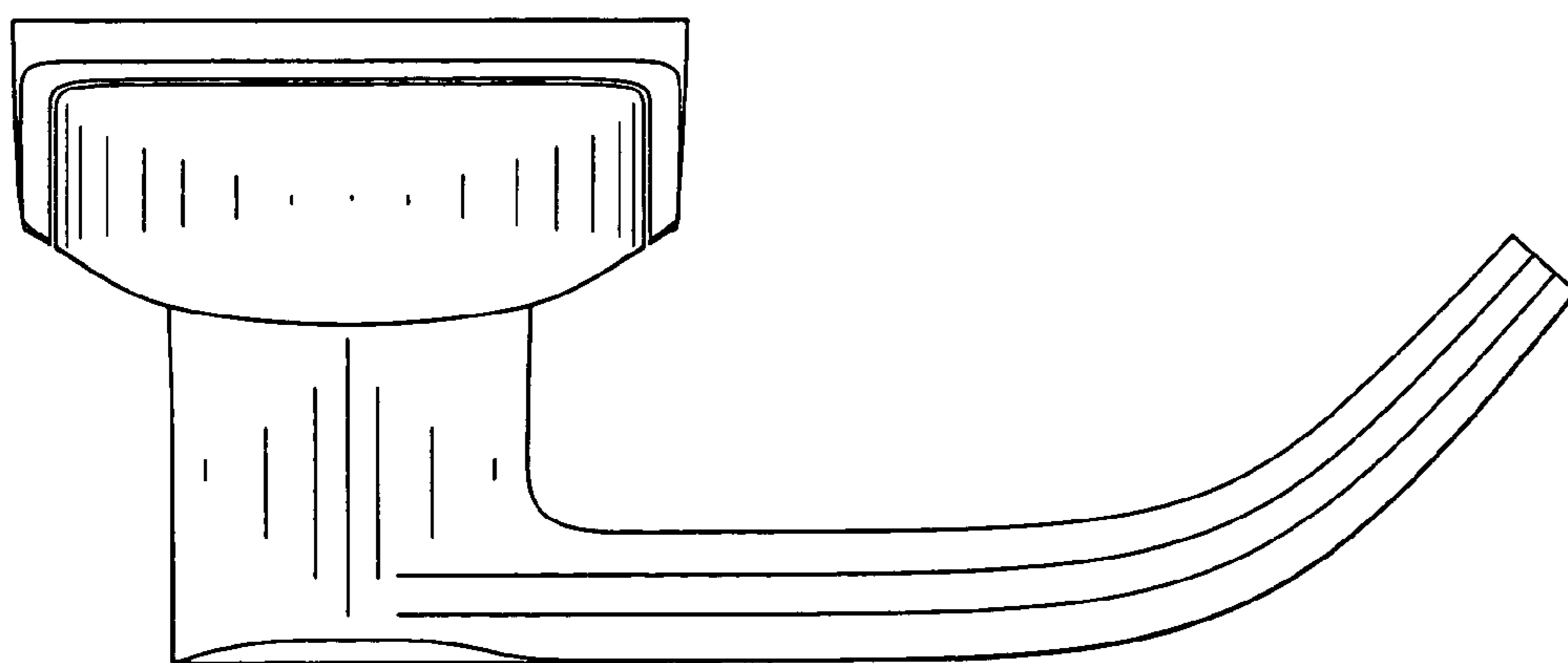


FIG. 6