



US00D640524S

(12) **United States Design Patent**
Huang

(10) **Patent No.:** **US D640,524 S**

(45) **Date of Patent:** **** Jun. 28, 2011**

(54) **HAND SAW**

(76) Inventor: **Yin Han Huang**, Taichung (TW)

(**) Term: **14 Years**

(21) Appl. No.: **29/342,270**

(22) Filed: **Aug. 20, 2009**

(51) **LOC (9) Cl.** **08-03**

(52) **U.S. Cl.** **D8/95**

(58) **Field of Classification Search** D8/95,
D8/96, 97, 107; 30/166.3, 506-509, 511,
30/513-515, 517-518, 522-523
See application file for complete search history.

(56) **References Cited**

U.S. PATENT DOCUMENTS

D44,561	S	*	8/1913	Gouck	D8/95
1,518,977	A	*	12/1924	Forrest	7/150
D143,025	S	*	11/1945	Pileggi	D8/95
3,091,266	A	*	5/1963	Nelson	30/166.3
D397,283	S	*	8/1998	Carratura	D8/107
D405,673	S	*	2/1999	Bidstrup et al.	D8/97
D417,379	S	*	12/1999	Bidstrup et al.	D8/97
D442,458	S	*	5/2001	Jimenez	D8/97

D488,981	S	*	4/2004	Jimenez	D8/97
D495,575	S	*	9/2004	Jimenez	D8/97
D519,816	S	*	5/2006	Budrow et al.	D8/95

* cited by examiner

Primary Examiner — Phillip S Hyder
Assistant Examiner — Roselynn Cody

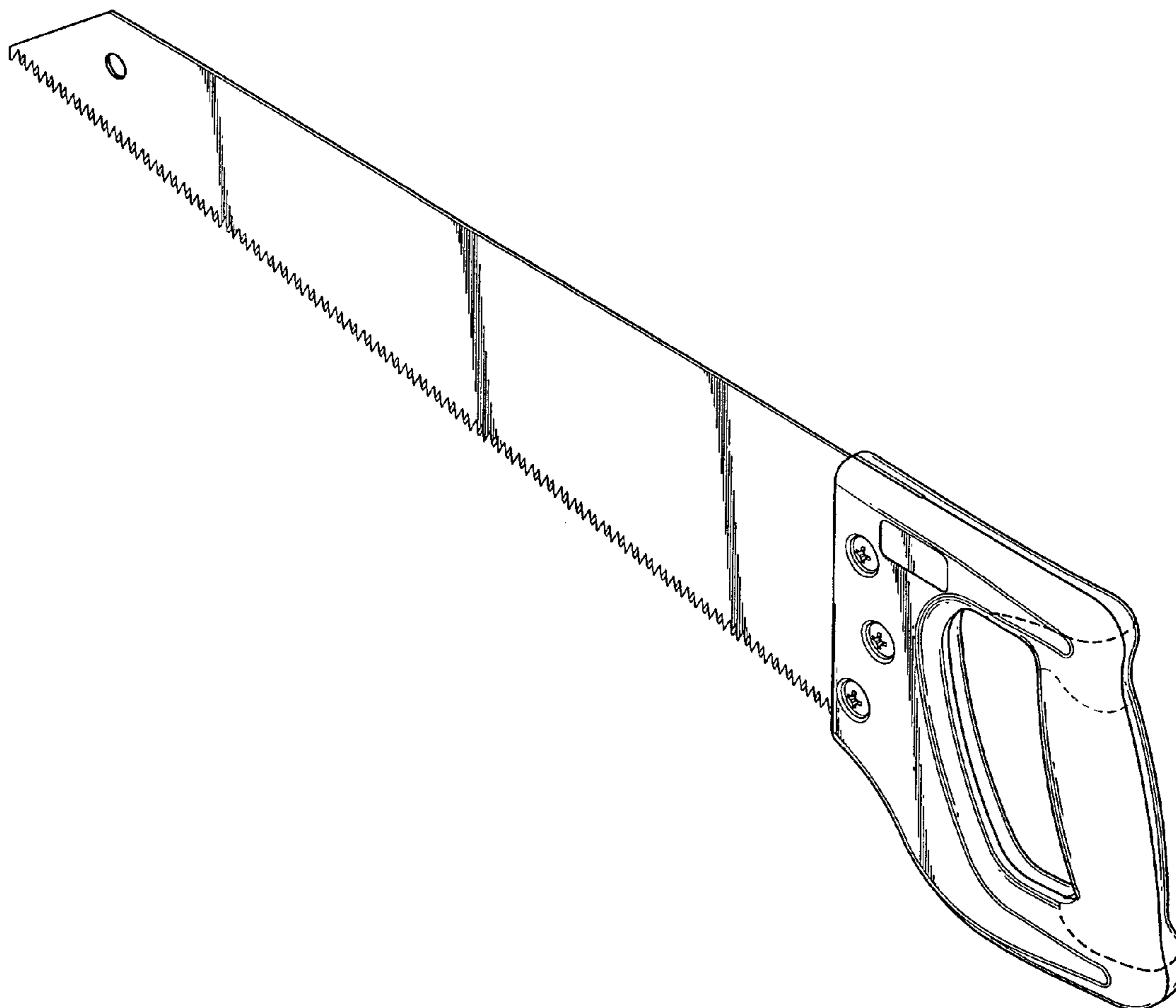
(57) **CLAIM**

The ornamental design for a hand saw, as shown and described.

DESCRIPTION

FIG. 1 is a perspective view of a hand saw showing my new design;
FIG. 2 is a right side view thereof;
FIG. 3 is a left side view thereof;
FIG. 4 is a front end view thereof;
FIG. 5 is a rear end view thereof;
FIG. 6 is a top plan view thereof; and,
FIG. 7 is a bottom plan view thereof.
The broken lines in the drawings are for the purpose of illustrating unclaimed portions of the hand saw and form no part of the claimed design.

1 Claim, 6 Drawing Sheets



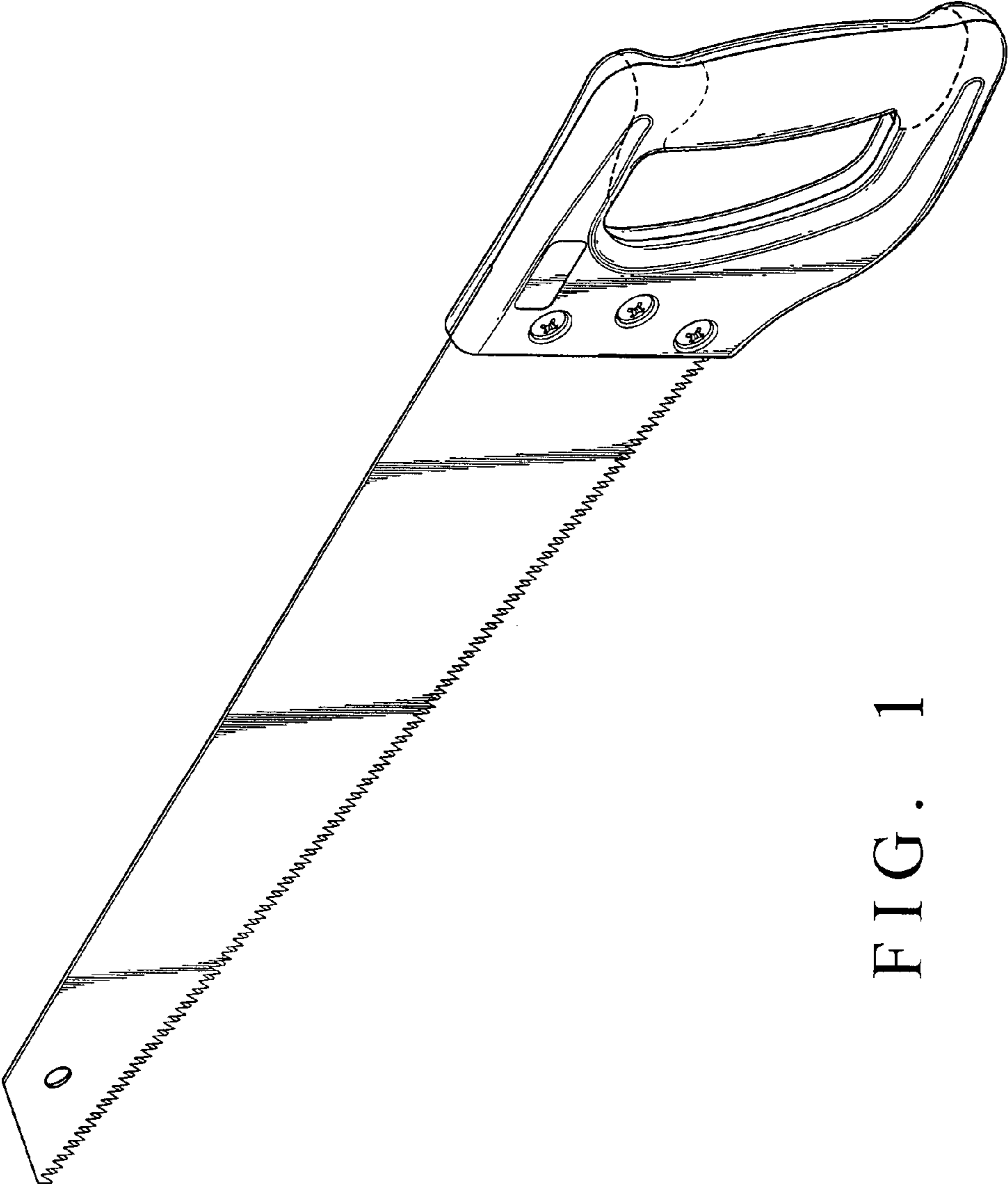


FIG. 1

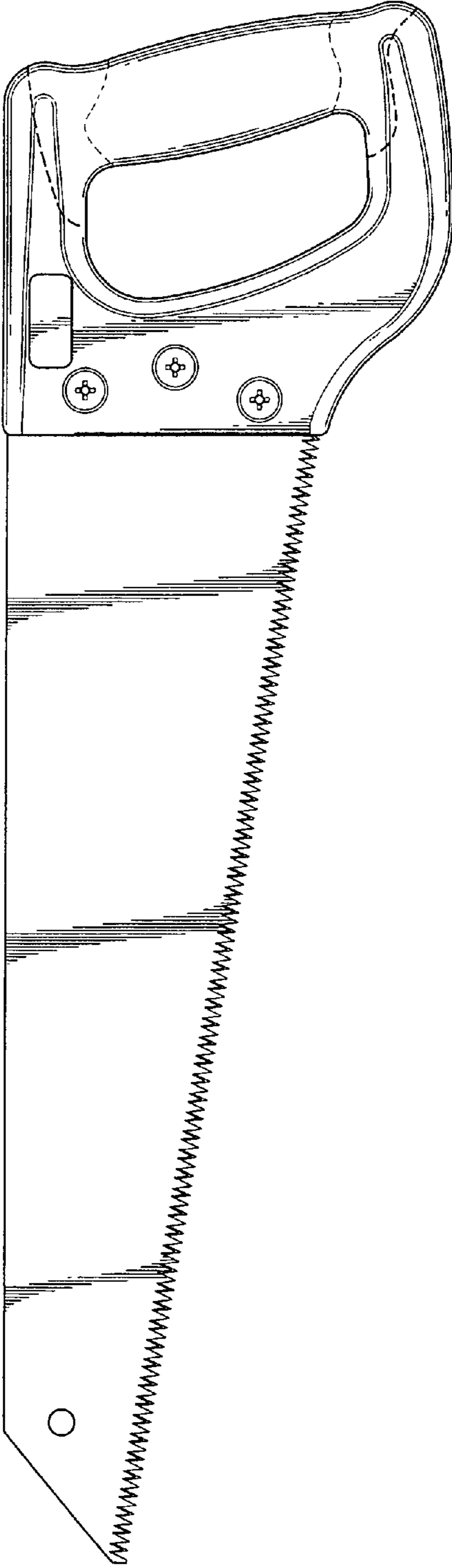


FIG. 2

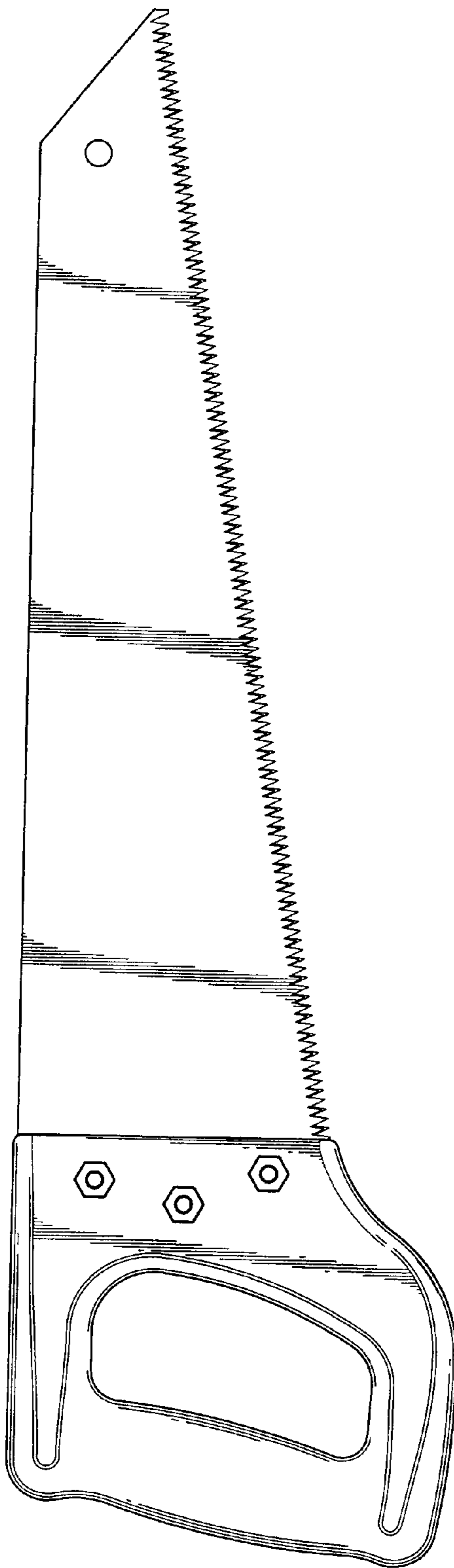


FIG. 3




FIG. 4




FIG. 5

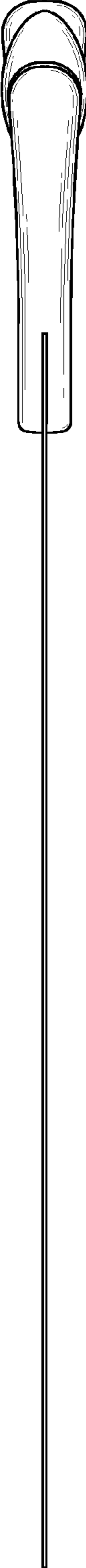


FIG. 6




FIG. 7