



US00D640507S

(12) **United States Design Patent**
Selina et al.

(10) **Patent No.:** **US D640,507 S**
(45) **Date of Patent:** **** Jun. 28, 2011**

(54) **DRINK CUP THERMAL PROTECTION SLEEVE**

(75) Inventors: **John R. Selina**, Brighton, MI (US);
Randall J. Corbett, Macomb, MI (US)

(73) Assignee: **Letica Corporation**, Rochester, MI (US)

(**) Term: **14 Years**

(21) Appl. No.: **29/368,103**

(22) Filed: **Aug. 18, 2010**

(51) **LOC (9) Cl.** **07-01**

(52) **U.S. Cl.** **D7/607; D7/624.2**

(58) **Field of Classification Search** D7/619.1-625,
D7/607; D9/444; 220/737, 739, 902, 903;
62/457.1-457.9; 229/400, 402, 403, 800,
229/906.1, 939

See application file for complete search history.

(56) **References Cited**

U.S. PATENT DOCUMENTS

4,181,765 A * 1/1980 Harmony 220/903
4,989,418 A * 2/1991 Hewlett 62/530
5,425,497 A 6/1995 Sorensen
5,826,786 A 10/1998 Dickert
D401,122 S * 11/1998 Rench et al. D7/624.2
D429,447 S * 8/2000 Prag D7/607

D515,365 S * 2/2006 Cooper D7/624.2
D595,096 S * 6/2009 Slay D7/624.2
D597,382 S * 8/2009 Bognar D7/624.2
D597,795 S * 8/2009 Ford D7/624.2
2004/0173625 A1* 9/2004 Jones 220/739
2007/0125787 A1* 6/2007 Oathout et al. 220/903
2007/0125791 A1* 6/2007 Donnelly et al. 220/737

* cited by examiner

Primary Examiner — Terry Wallace

(74) *Attorney, Agent, or Firm* — Young Basile Hanlon & MacFarlane PC

(57) **CLAIM**

The ornamental design for a drink cup thermal protection sleeve, as shown and described.

DESCRIPTION

FIG. 1 is a perspective view of a drink cup thermal protection sleeve showing our new design.

FIG. 2 is an alternate embodiment of FIG. 1 shown without the logo blank.

FIG. 3 is a front plan view of FIG. 1.

FIG. 4 is a front plan view of FIG. 2.

FIG. 5 is a rear view of FIG. 1.

FIG. 6 is a rear view of FIG. 2.

FIG. 7 is a side view of FIG. 1; and,

FIG. 8 is a side view of FIG. 2.

1 Claim, 4 Drawing Sheets

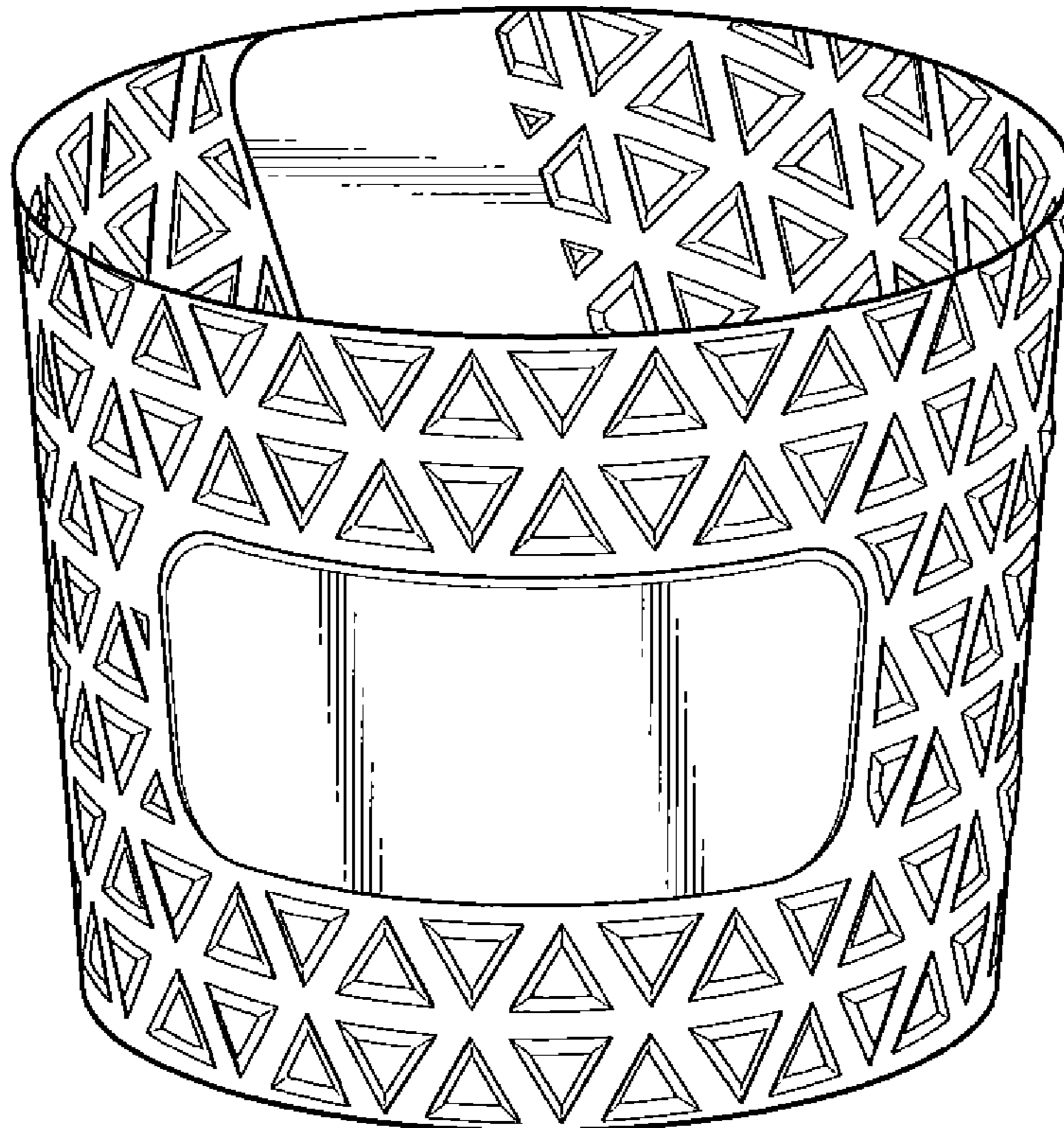


FIG. 1

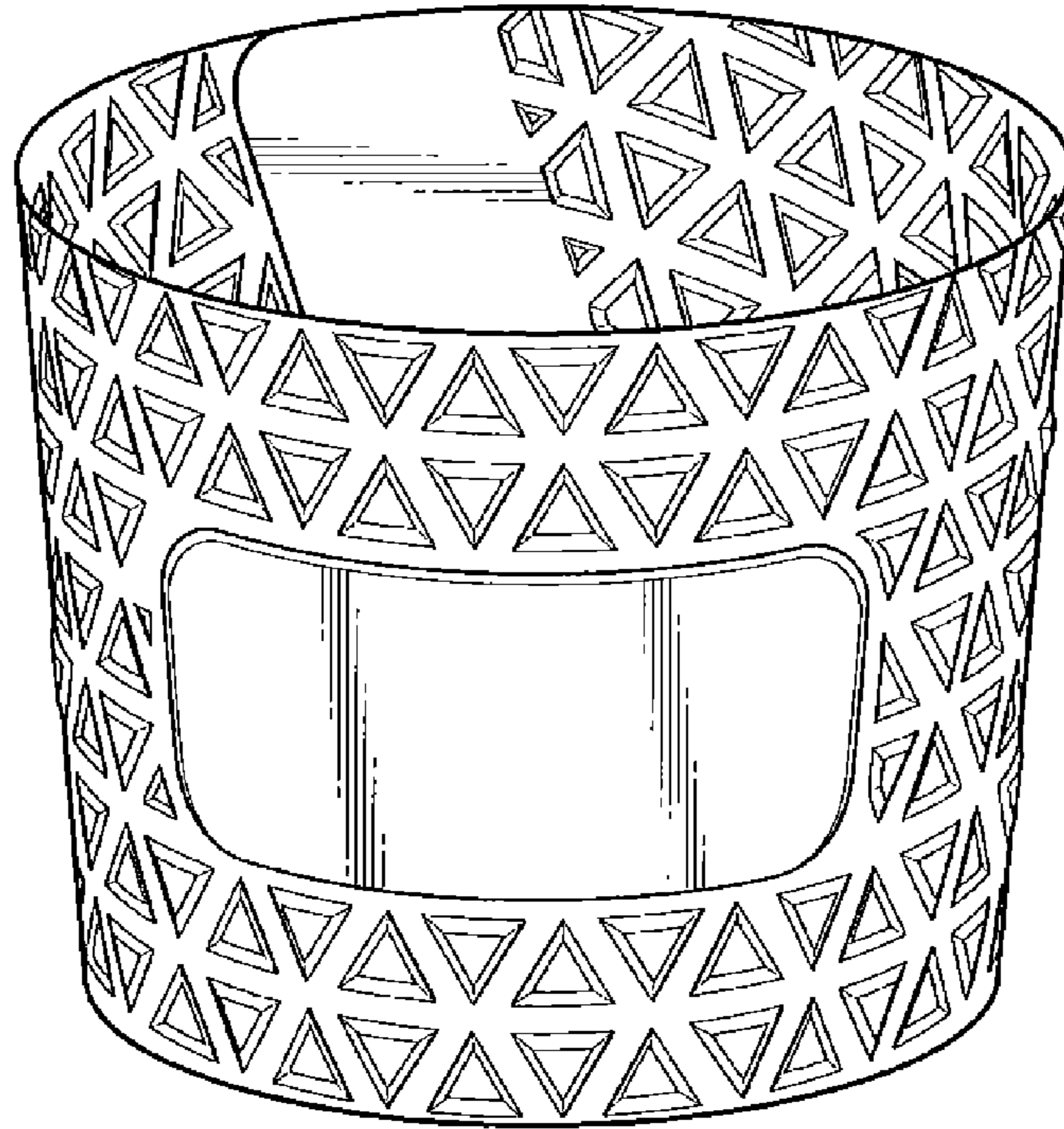



FIG. 2






FIG. 3




FIG. 4

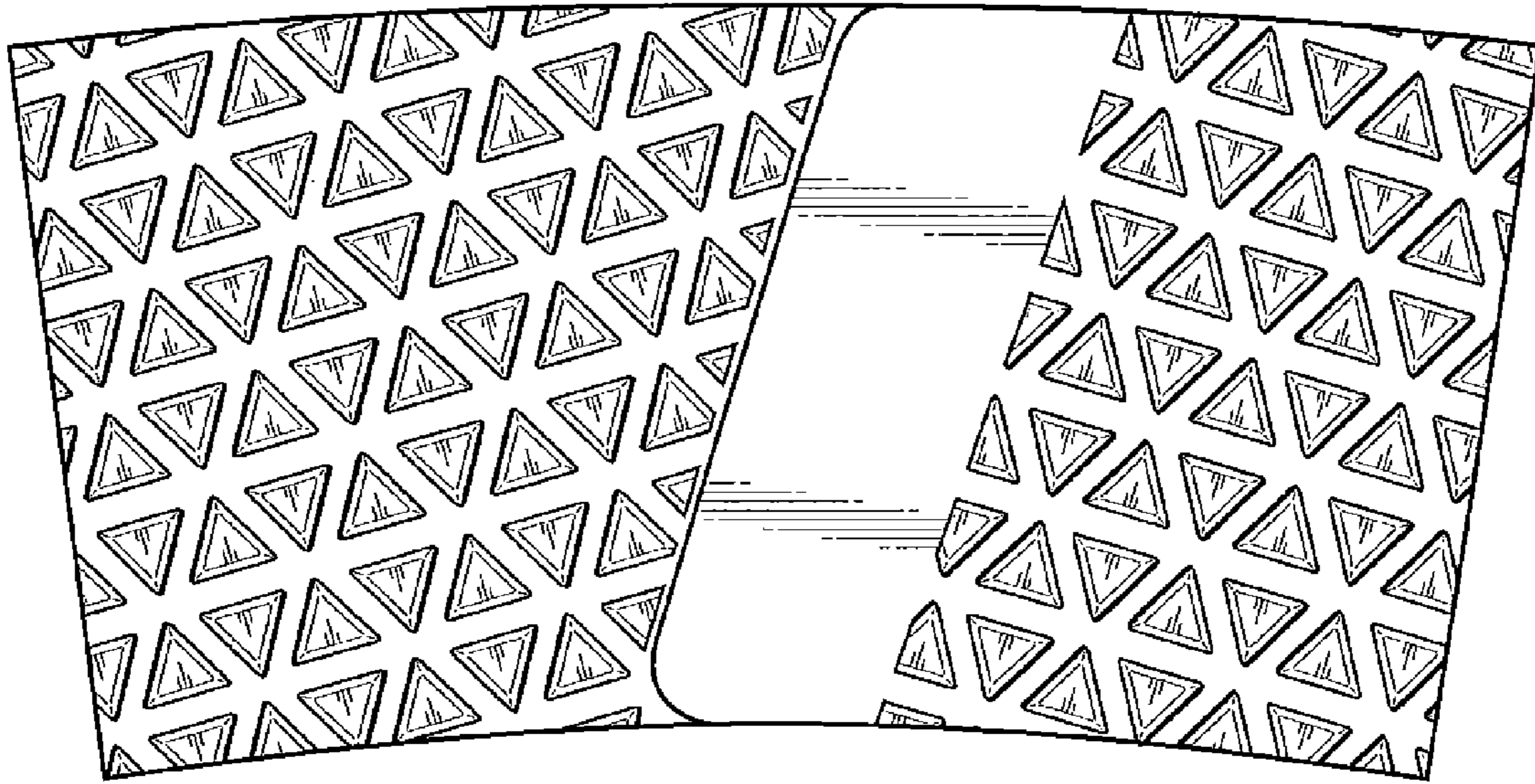


FIG. 5

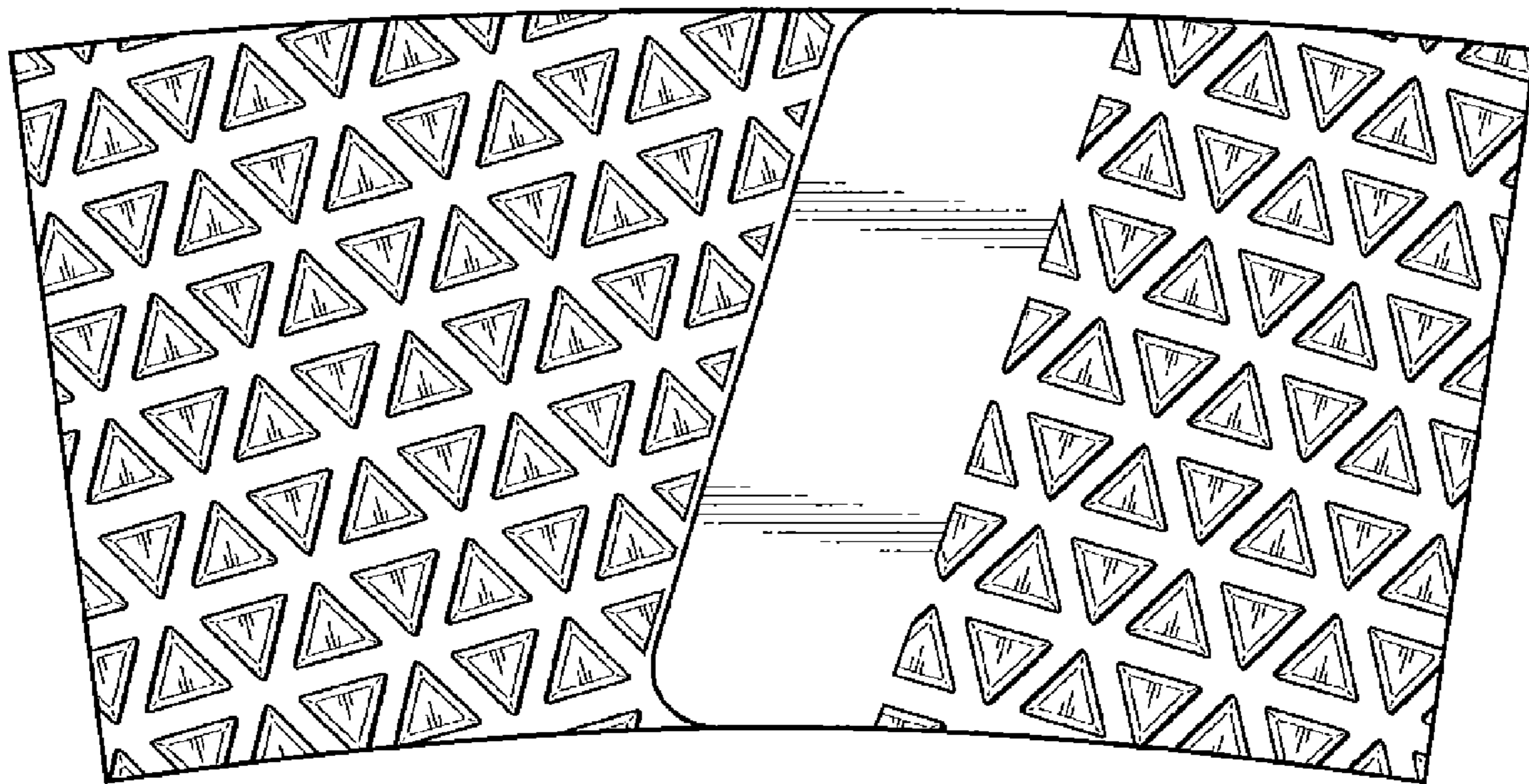


FIG. 6



FIG. 7



FIG. 8