



US00D640490S

(12) **United States Design Patent**  
**Nevison**

(10) **Patent No.:** **US D640,490 S**  
(45) **Date of Patent:** **\*\* Jun. 28, 2011**

- (54) **MAT WITH HOLES AND GRIT**
- (76) Inventor: **Dale C. H. Nevison**, Algonac, MI (US)
- (\*\*) Term: **14 Years**
- (21) Appl. No.: **29/379,523**
- (22) Filed: **Nov. 19, 2010**
- (51) **LOC (9) Cl.** ..... **06-11**
- (52) **U.S. Cl.** ..... **D6/585**
- (58) **Field of Classification Search** ..... D5/1, 2,  
D5/9, 11, 12, 43, 47, 50, 54, 56, 59; D6/582,  
D6/583, 585, 586, 592, 594, 605; D9/707,  
D9/713; D12/203; 4/581, 582; 5/420; 15/215;  
52/660; 66/169 R; 428/15, 32, 66.5, 112,  
428/187, 221, 542.6  
See application file for complete search history.

(56) **References Cited**

U.S. PATENT DOCUMENTS

D25,341 S *	3/1896	Morris	.....	D5/50
D87,410 S *	7/1932	Riley	.....	D5/54
2,205,802 A *	6/1940	Scheidemantel et al.	.....	473/64
3,909,996 A *	10/1975	Ettlinger et al.	.....	52/177
D255,744 S *	7/1980	Dekko	.....	D6/585
D355,807 S *	2/1995	O'Rourke	.....	D6/582
D356,709 S *	3/1995	Scott	.....	D6/585
7,211,314 B2 *	5/2007	Nevison	.....	428/143
7,587,865 B2 *	9/2009	Moller, Jr.	.....	52/181

D604,083 S *	11/2009	Thrush	.....	D6/582
D618,368 S *	6/2010	Jenkins et al.	.....	D25/156
2007/0289244 A1 *	12/2007	Haney et al.	.....	52/539

**FOREIGN PATENT DOCUMENTS**

JP 01150532 A \* 6/1989

\* cited by examiner

*Primary Examiner* — Karen S Acker

(74) *Attorney, Agent, or Firm* — Gregory T. Zalecki


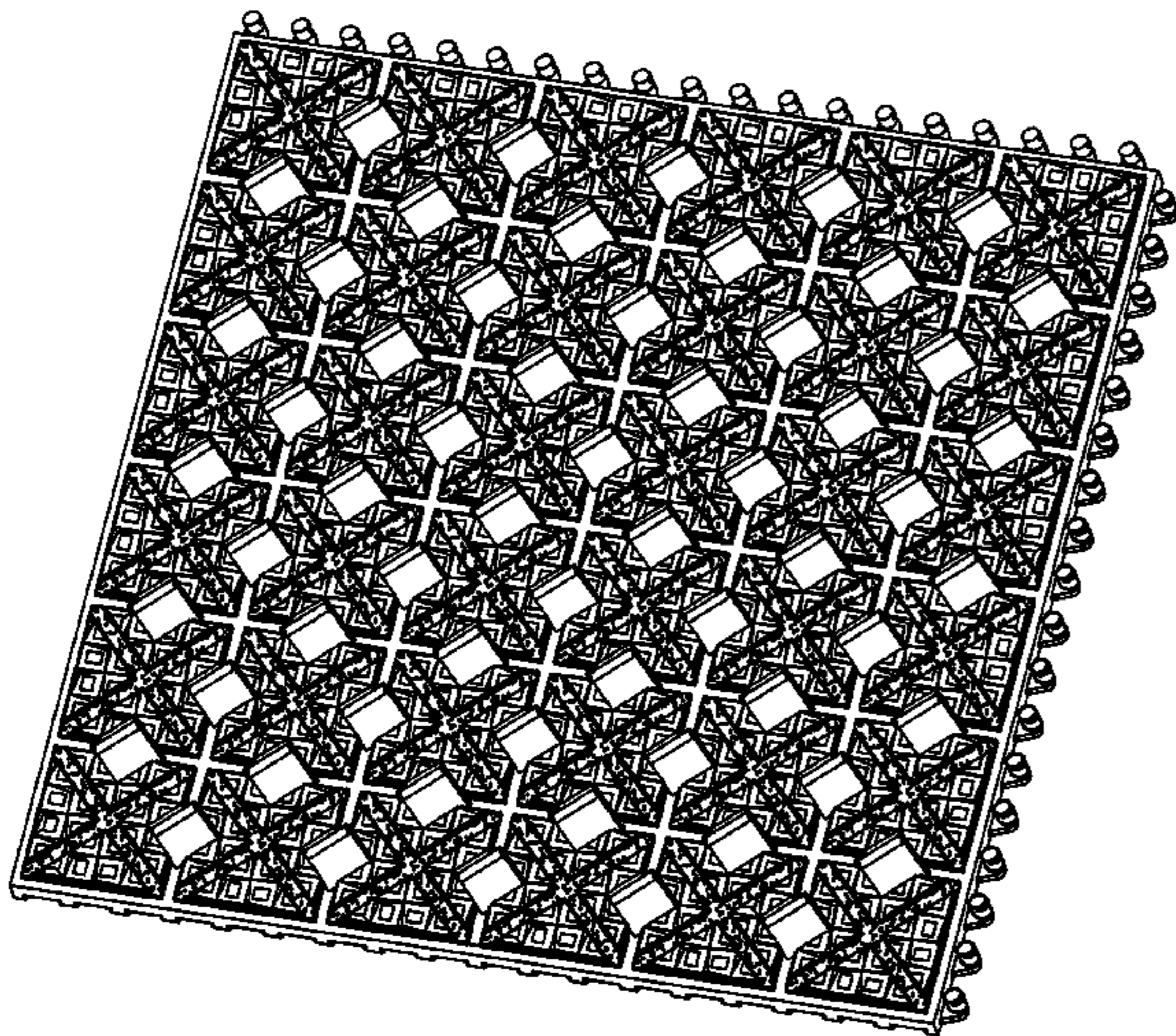
(57) **CLAIM**

The ornamental design for a mat with holes and grit, as shown.

**DESCRIPTION**

FIG. 1 is a top perspective view of a mat with holes and grit.  
 FIG. 2 is a top view of the mat with holes and grit of FIG. 1.  
 FIG. 3 is left side elevation view of the mat with holes and grit of FIG. 1.  
 FIG. 4 is rear elevation view of the mat with holes and grit of FIG. 1.  
 FIG. 5 is a right side elevation view of the mat with holes and grit of FIG. 1.  
 FIG. 6 is front elevation view of the mat with holes and grit of FIG. 1; and,  
 FIG. 7 is a bottom view of the mat with holes and grit of FIG. 1.

**1 Claim, 4 Drawing Sheets**



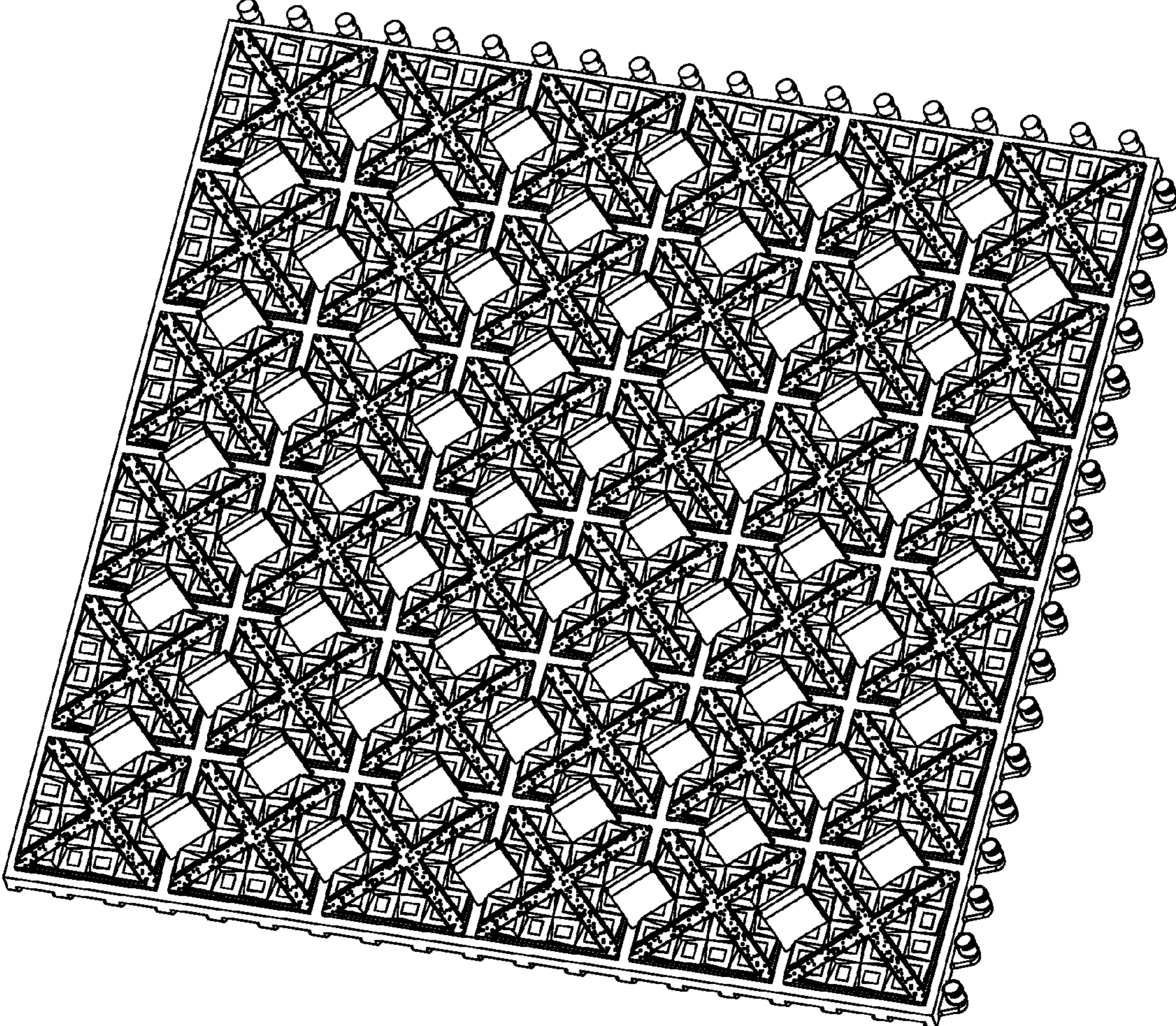


FIG - 1

FIG-2

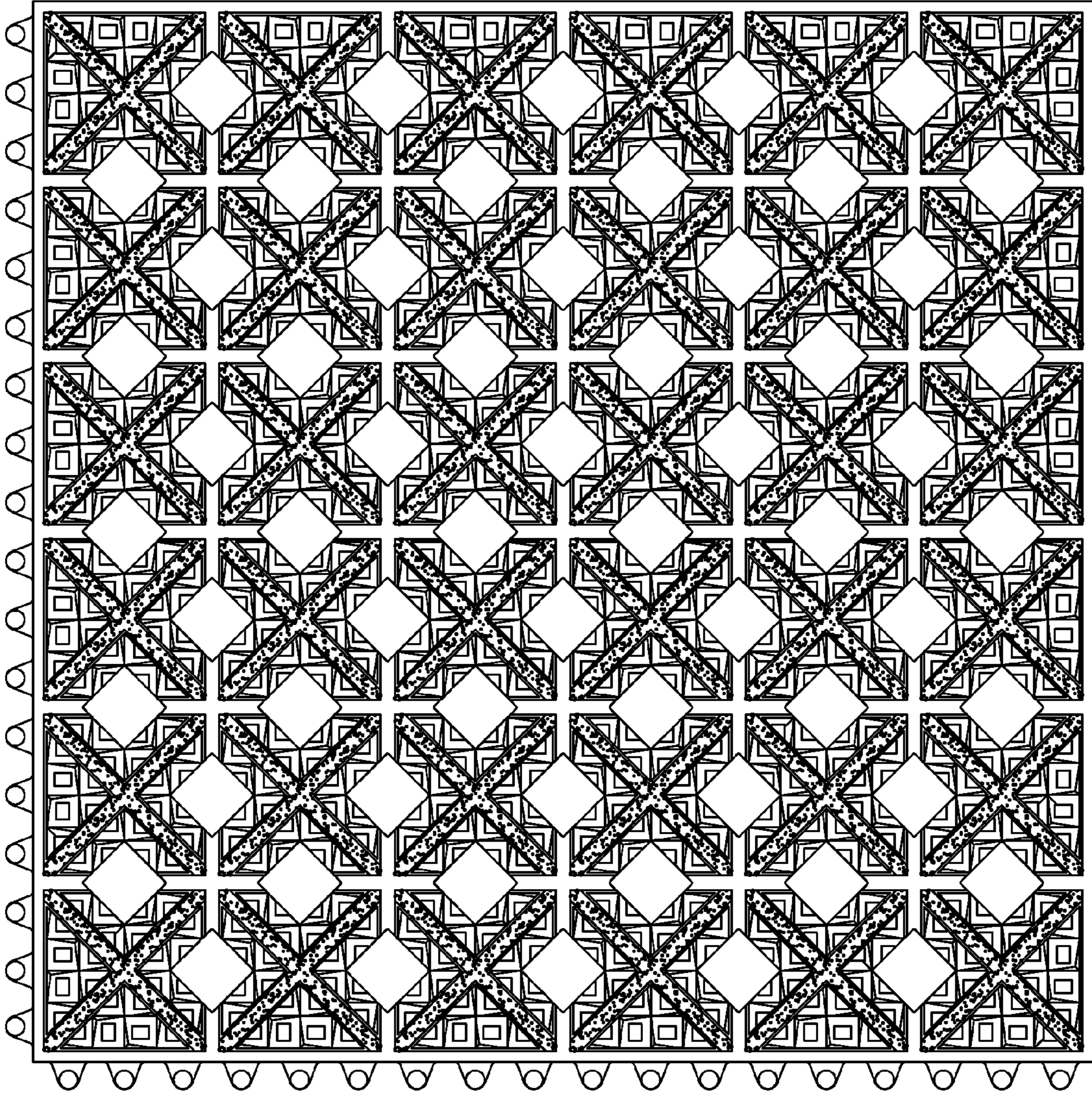


FIG - 3

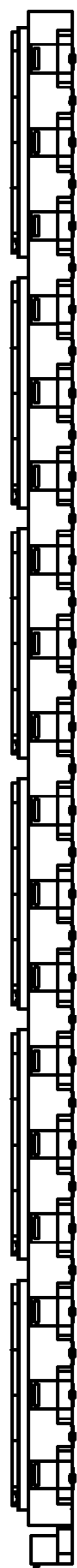


FIG - 4

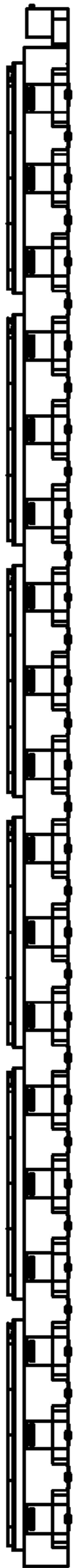


FIG - 5

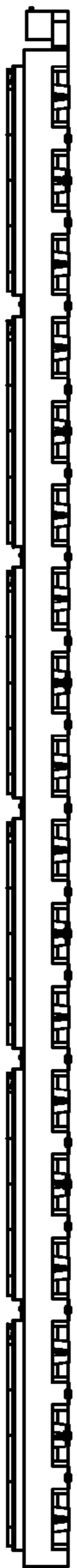


FIG - 6



FIG - 7

