



US00D640475S

(12) **United States Design Patent**
Seckinger

(10) **Patent No.:** **US D640,475 S**

(45) **Date of Patent:** **** Jun. 28, 2011**

(54) **FREE STANDING CHAMPAGNE CORK
HOLDER**

(76) Inventor: **Edwin Seckinger**, Delafield, WI (US)

(**) Term: **14 Years**

(21) Appl. No.: **29/375,403**

(22) Filed: **Sep. 22, 2010**

(51) **LOC (9) Cl.** **06-07**

(52) **U.S. Cl.** **D6/302**

(58) **Field of Classification Search** D6/300-314;
40/700, 768, 800, 735, 798, 725, 711, 743,
40/538; D9/451, 418; D11/132, 131, 133;
D19/75, 82, 84; 428/542.4, 11, 14; D20/37

See application file for complete search history.

(56) **References Cited**

U.S. PATENT DOCUMENTS

3,715,823 A	2/1973	Favor et al.
3,949,506 A	4/1976	Benkowski
D259,983 S	7/1981	English
D260,503 S	9/1981	Stangarone
D286,792 S	11/1986	Foster
D320,364 S	10/1991	Hernandez
D330,525 S	10/1992	Grindley, Jr.
D346,761 S	5/1994	Milam
D357,643 S	4/1995	Ilaria et al.
D359,928 S	7/1995	Ilaria et al.
D381,211 S	7/1997	Aries et al.
D384,304 S	9/1997	Sheldon

D412,346 S	7/1999	Roux
6,015,150 A	1/2000	Giguere
6,025,040 A	2/2000	Brockley
D438,115 S	2/2001	Caldwell
D587,018 S	2/2009	Seckinger
D587,019 S	2/2009	Seckinger
D602,261 S	10/2009	Seckinger
D602,262 S	10/2009	Seckinger
D613,950 S	4/2010	Seckinger

Primary Examiner — Philip S Hyder

Assistant Examiner — Sydney R Buffalow

(74) *Attorney, Agent, or Firm* — Michael Best & Friedrich LLP

(57) **CLAIM**

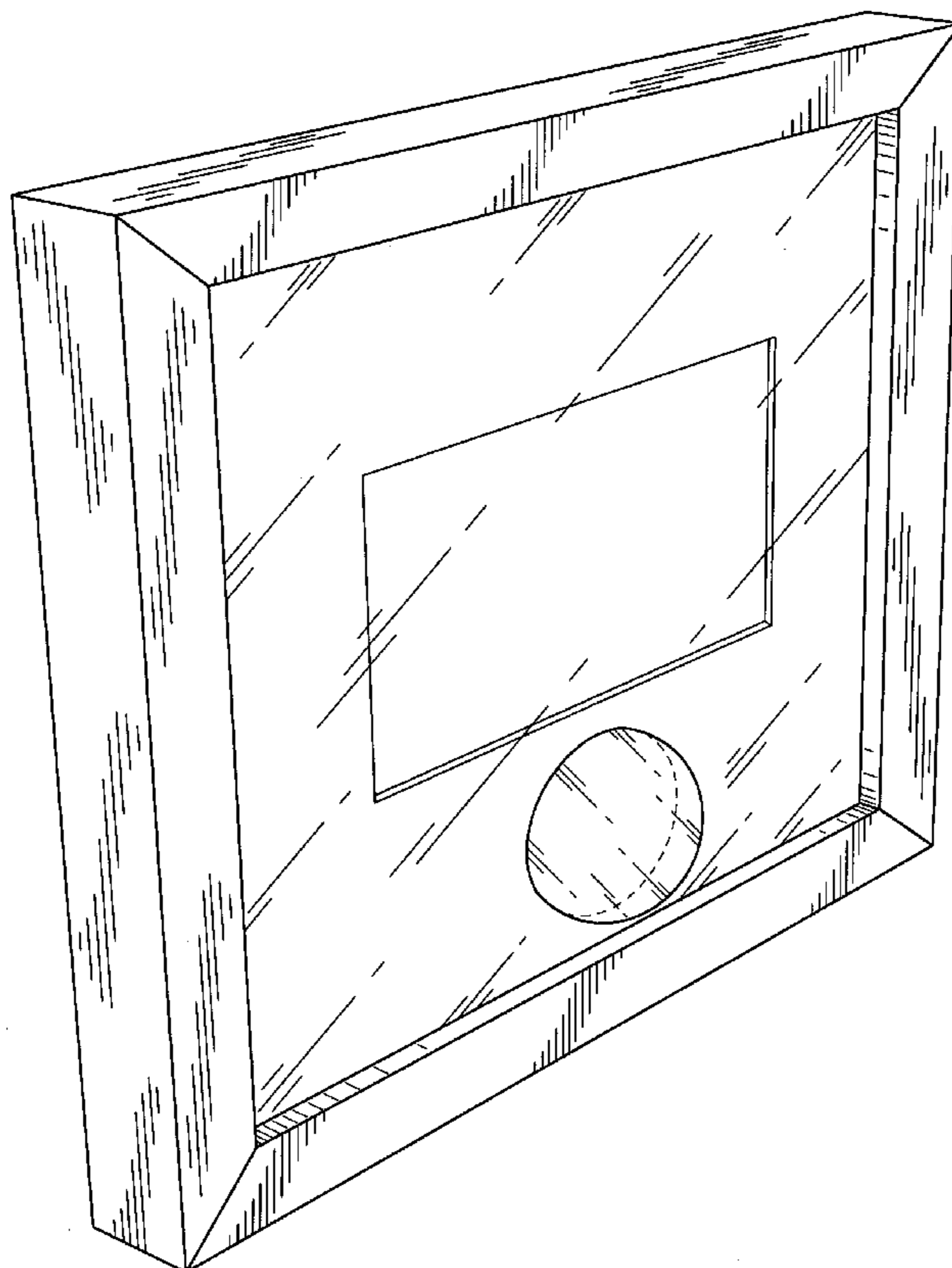
We claim the ornamental design for the free standing champagne cork holder, as shown and described.

DESCRIPTION

FIG. 1 is a perspective view of a free standing champagne cork holder embodying the invention; FIG. 2 is a front view of the free standing champagne cork holder of FIG. 1; FIG. 3 is a top view of the free standing champagne cork holder of FIG. 1; and, FIG. 4 is a right side view of the free standing champagne cork holder of FIG. 1.

The broken line showing the environment is for illustrative purposes only and forms no part of the claimed design. The bottom view, the left side view, and the rear view, form no part of the claimed design.

1 Claim, 3 Drawing Sheets



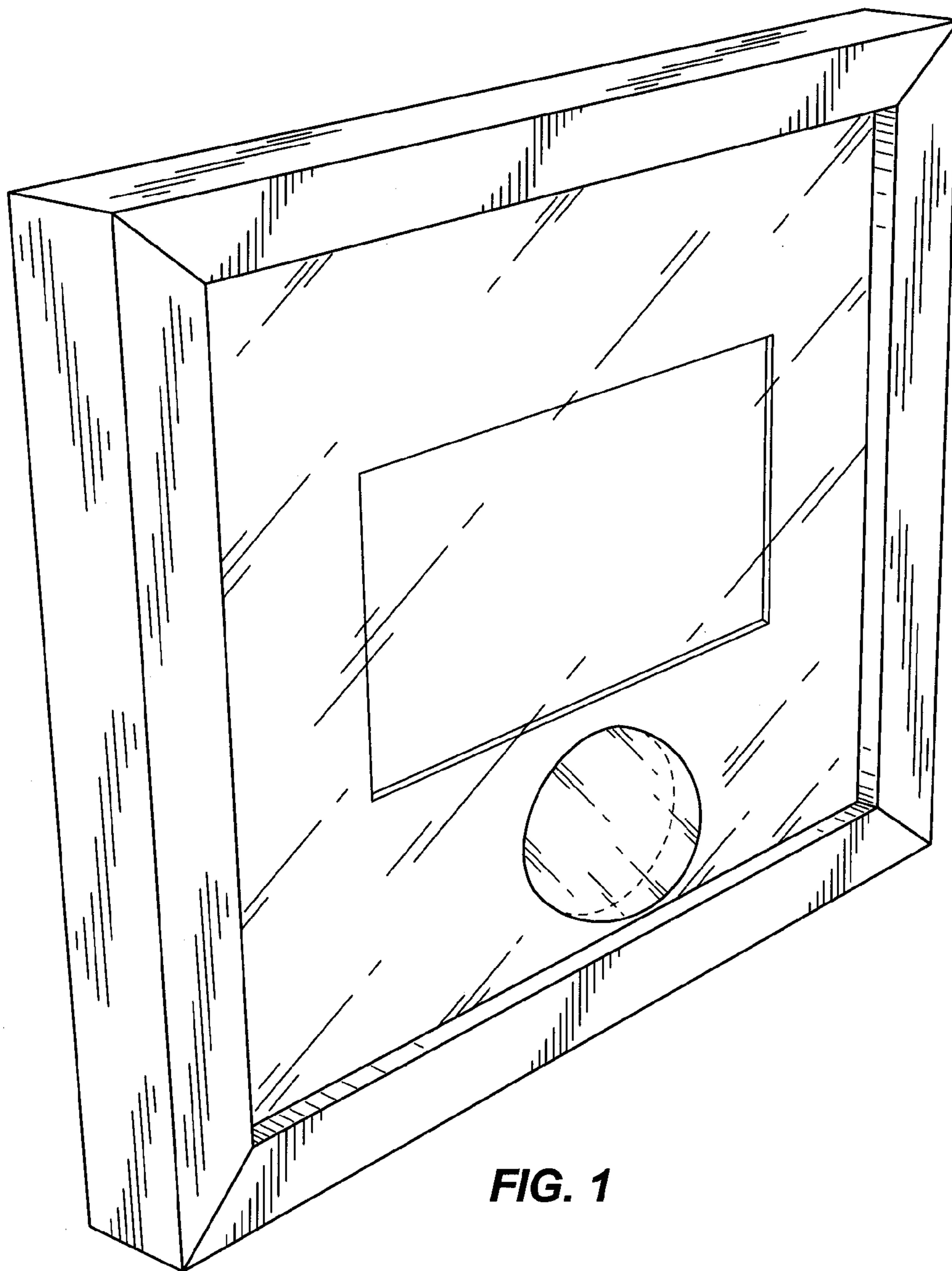


FIG. 1

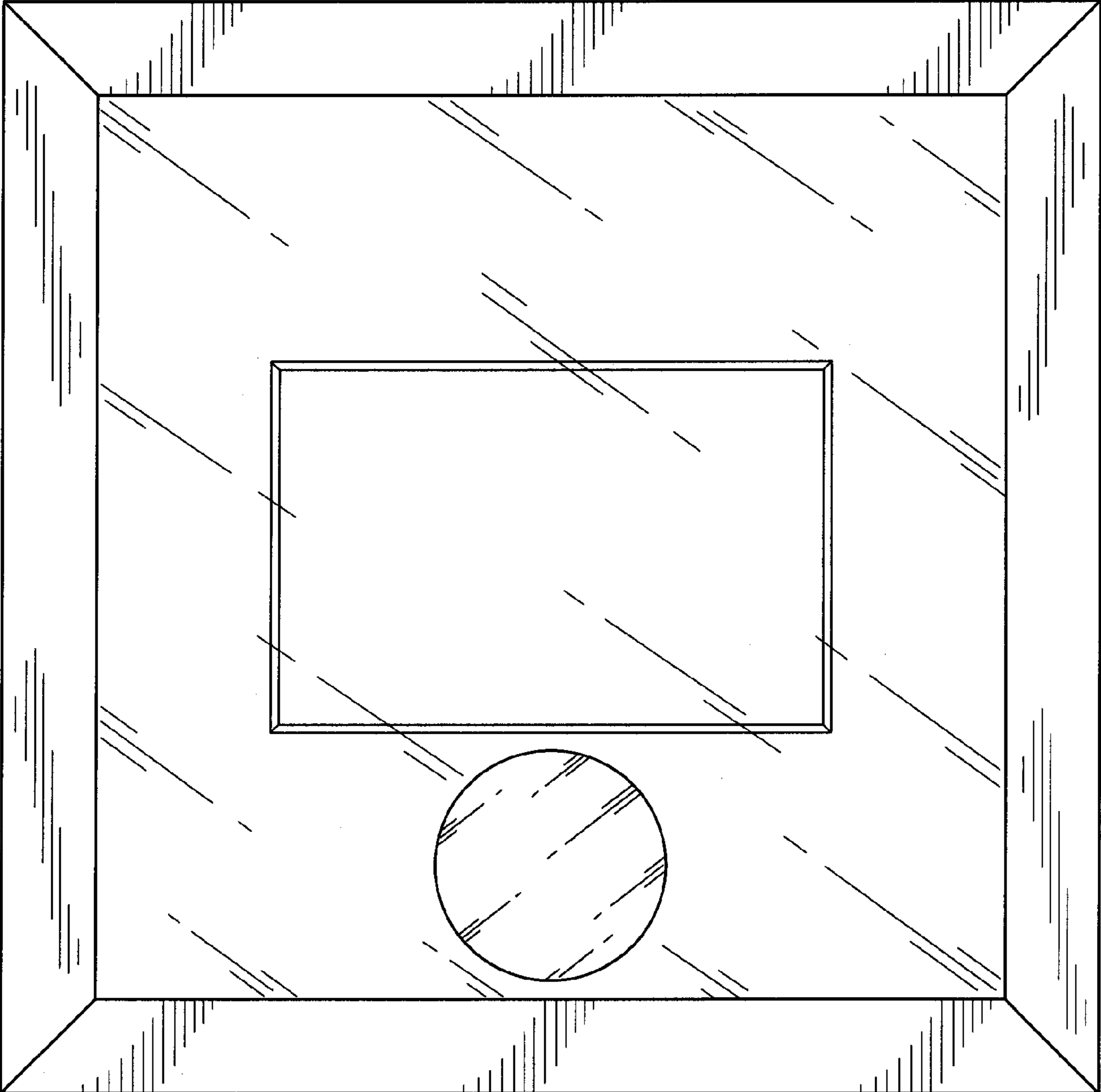


FIG. 2

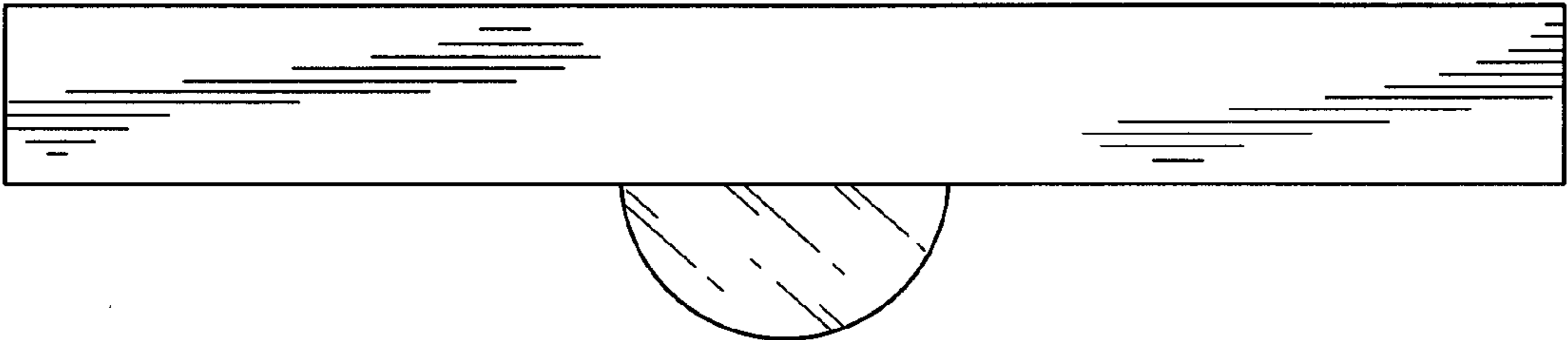


FIG. 3




FIG. 4