



US00D640471S

(12) **United States Design Patent**  
**Lin**

(10) **Patent No.:** **US D640,471 S**  
(45) **Date of Patent:** **\*\* Jun. 28, 2011**

(54) **DUSTER**

(75) Inventor: **Chai-Hao Lin**, Taichung (TW)

(73) Assignee: **Mei Darl Li Duster Co., Ltd.**, Taichung (TW)

(\*\*) Term: **14 Years**

(21) Appl. No.: **29/379,070**

(22) Filed: **Nov. 13, 2010**

(51) **LOC (9) Cl.** ..... **04-01**

(52) **U.S. Cl.** ..... **D4/120; D4/121; D4/127**

(58) **Field of Classification Search** ..... D4/119-121,  
D4/127, 132, 135; D28/7; 15/106, 159.1,  
15/160, 169, 172, 184, 191.1, 192, 193, 201;  
132/289, 290, 313, 317

See application file for complete search history.

(56) **References Cited**

**U.S. PATENT DOCUMENTS**

1,355,026	A *	10/1920	Austin	401/117
1,556,245	A *	10/1925	Newlon	15/185
2,701,378	A *	2/1955	Dugan et al.	15/111
4,387,480	A *	6/1983	Cobianco	15/169
D276,192	S *	11/1984	Fusco	D4/120
D401,419	S *	11/1998	Hartmann et al.	D4/135
5,993,560	A *	11/1999	Wasak et al.	134/6
6,226,828	B1 *	5/2001	Lin	15/184
D474,032	S *	5/2003	Jorgensen	D4/119
6,795,997	B1 *	9/2004	Lin	15/184
D518,962	S *	4/2006	Hay et al.	D4/119
D528,891	S *	9/2006	Thompson et al.	D8/90
7,653,960	B2 *	2/2010	Lee	15/184

**FOREIGN PATENT DOCUMENTS**

KR 1999-0002554 S \* 12/1999  
TW D131282 S \* 10/2009

**OTHER PUBLICATIONS**

HK 0702386.6 Registered Design Application, (Eric Beare Associates Ltd.) Oct. 18, 2007, [online], [retrieved Feb. 17, 2011] Retrieved from the Design Registry of the Intellectual Property Department of the Government of the Hong Kong Special Administrative Region using the Internet: <URL: http://ipsearch.ipd.gov.hk>.\*

\* cited by examiner

*Primary Examiner* — Melanie H Tung  
*Assistant Examiner* — Lavone D Tabor

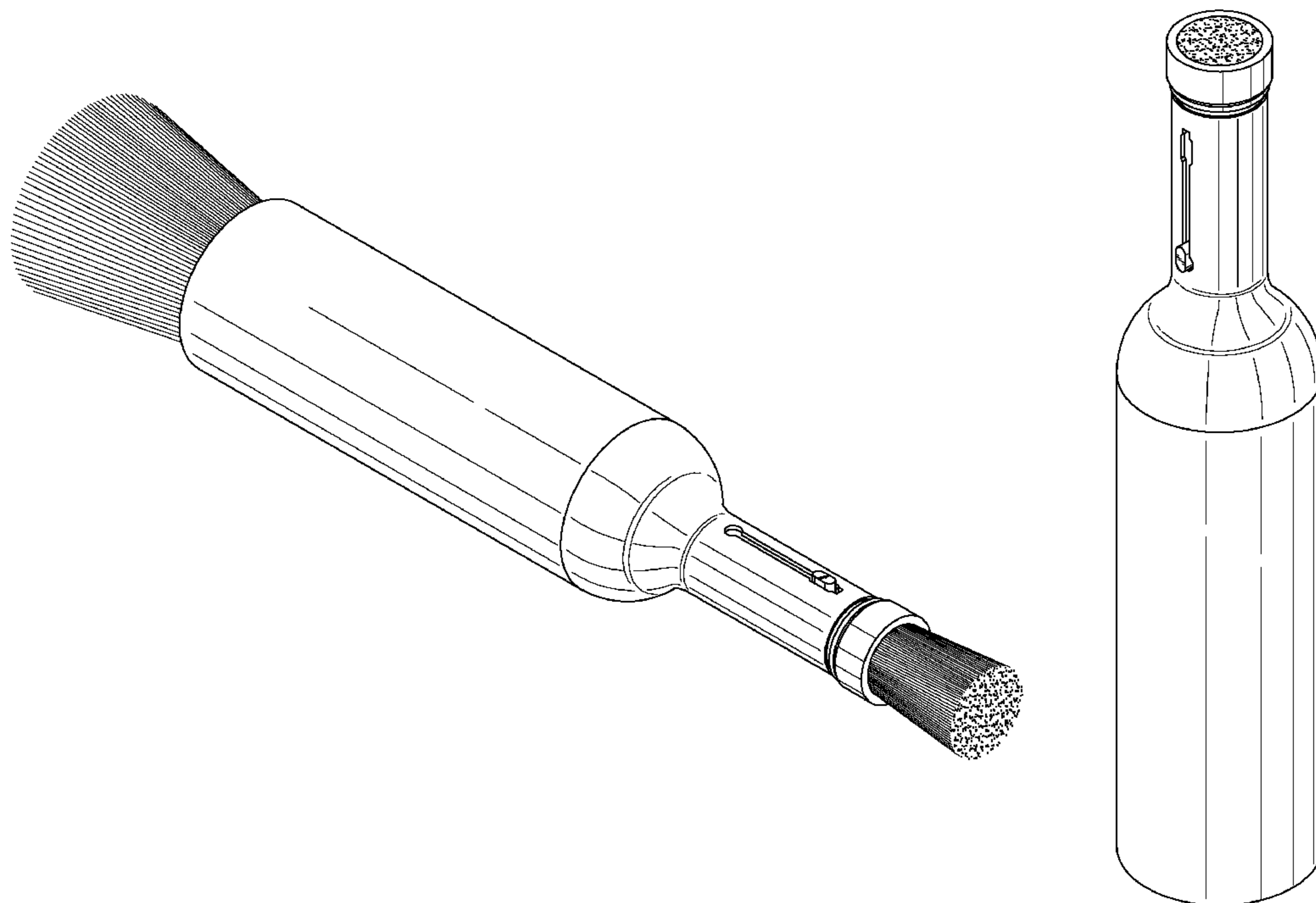
(57) **CLAIM**

I claim the ornamental design for a duster, as shown and described.

**DESCRIPTION**

FIG. 1 is a perspective view of a duster, showing my new design;  
FIG. 2 is a front view thereof;  
FIG. 3 is a rear view thereof;  
FIG. 4 is a left side view thereof;  
FIG. 5 is a right side view thereof;  
FIG. 6 is a top view thereof;  
FIG. 7 is a bottom view thereof;  
FIG. 8 is another perspective view thereof, with the small brush withdrawn into the handle;  
FIG. 9 is another perspective view thereof, with the large brush withdrawn into the handle; and,  
FIG. 10 is another perspective view thereof, with both the small and large brushes withdrawn into the handle.

**1 Claim, 9 Drawing Sheets**



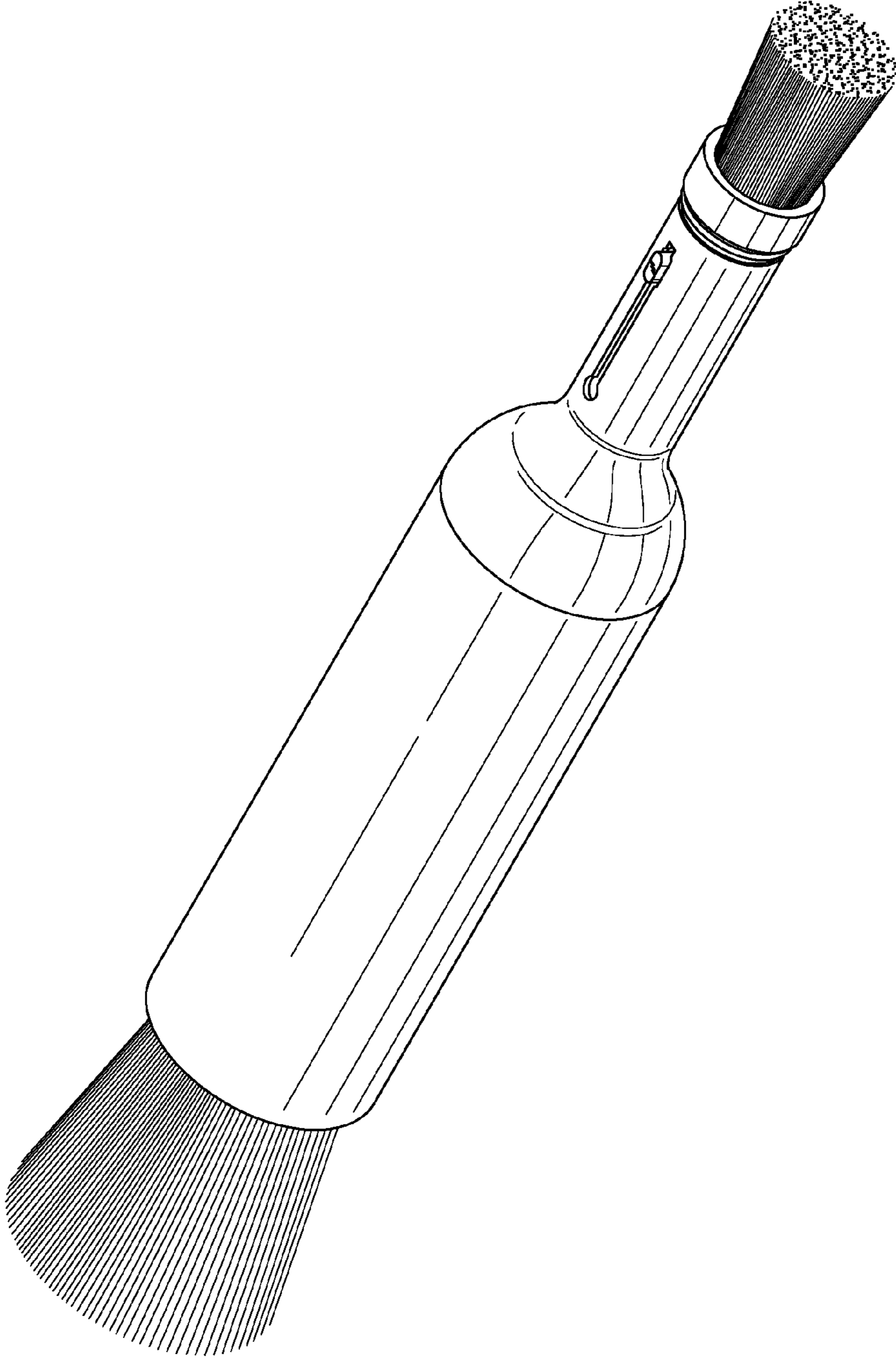


FIG. 1




FIG. 3

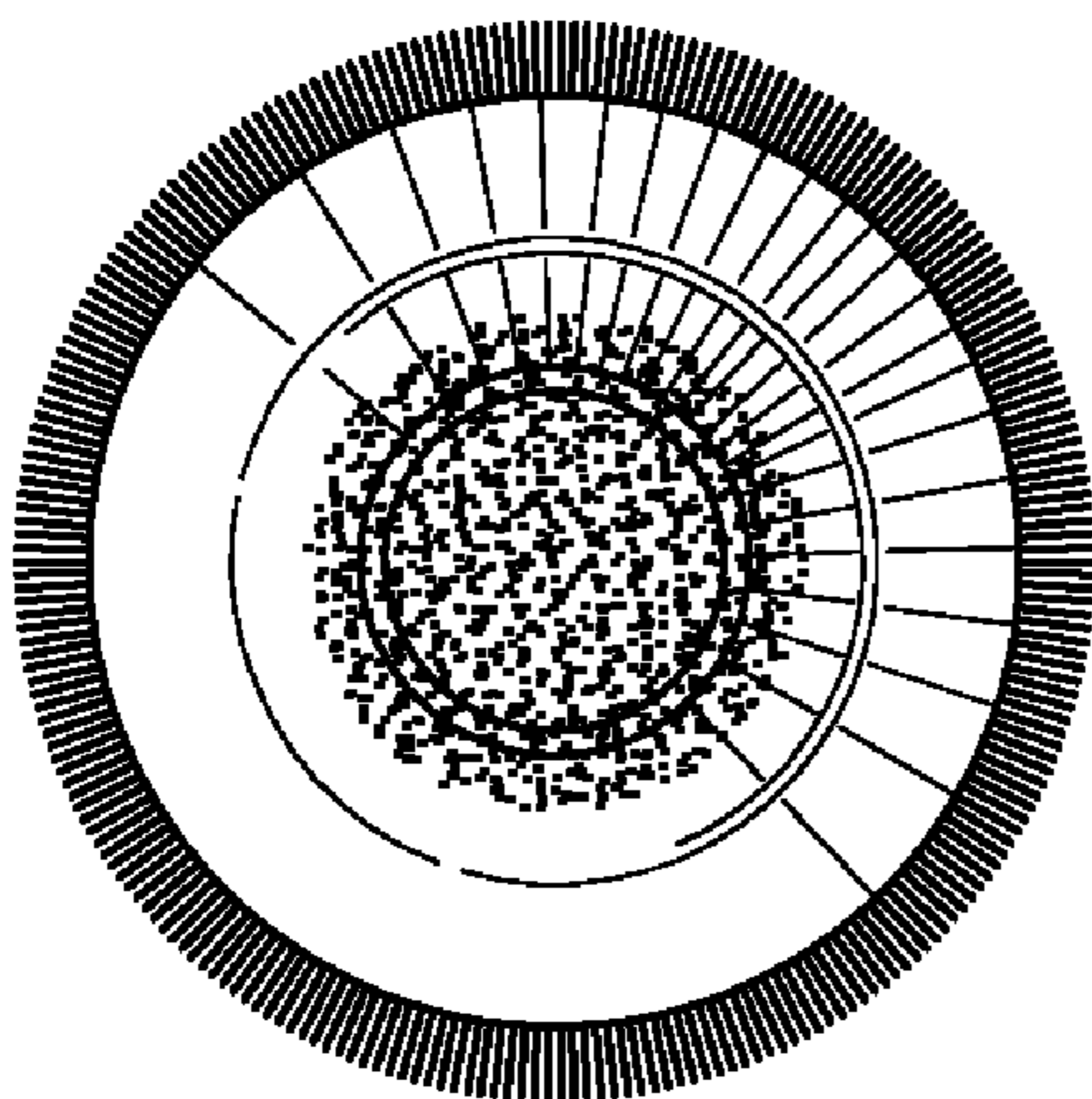


FIG. 2

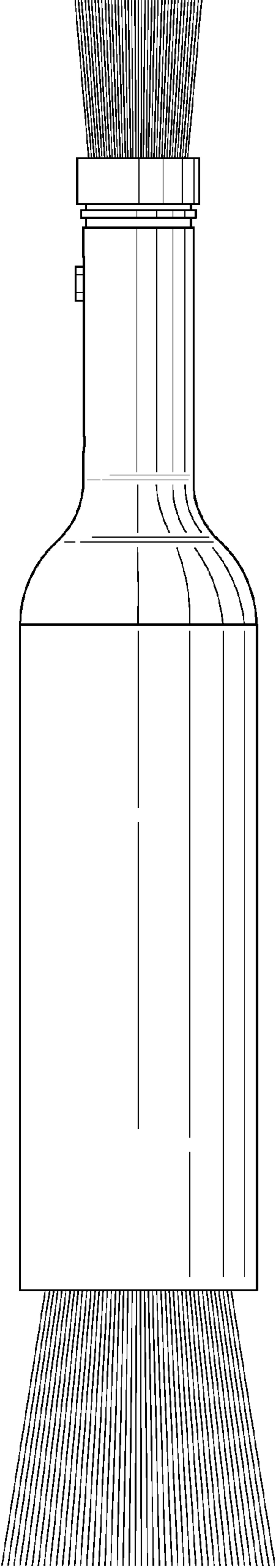


FIG. 4

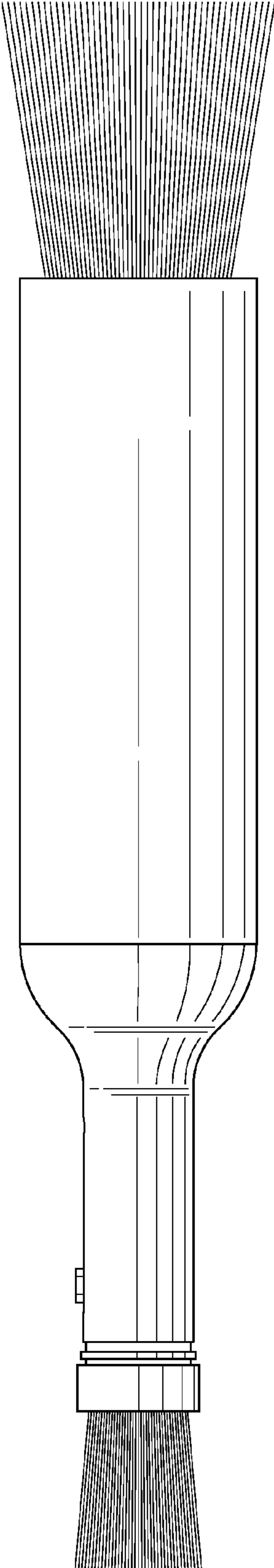


FIG. 5

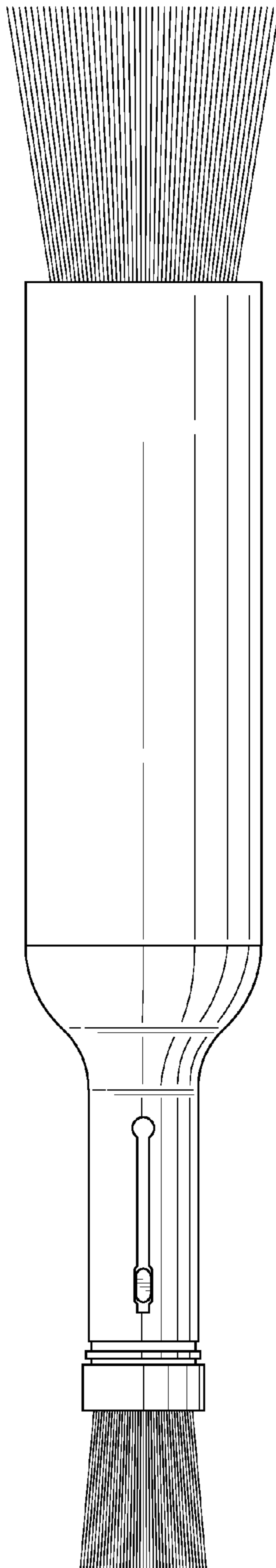


FIG. 6



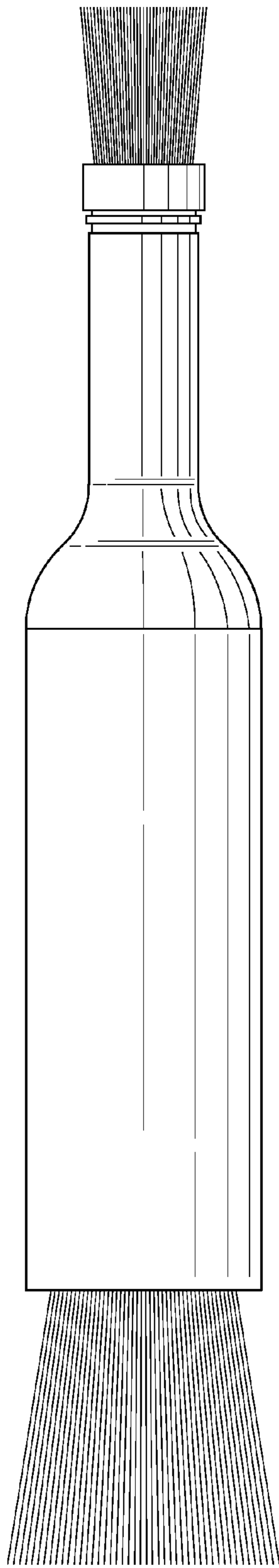


FIG. 7

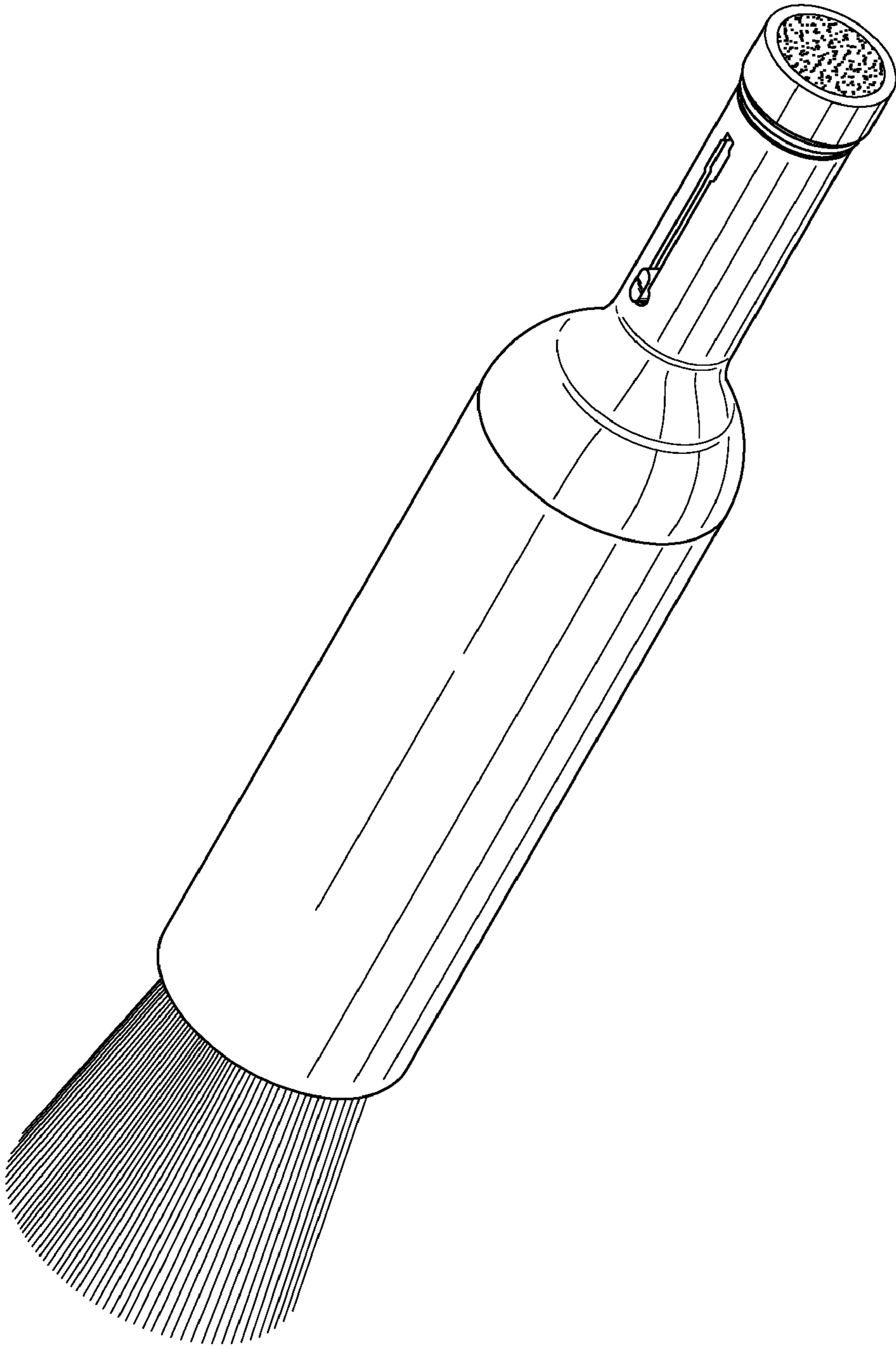


FIG. 8



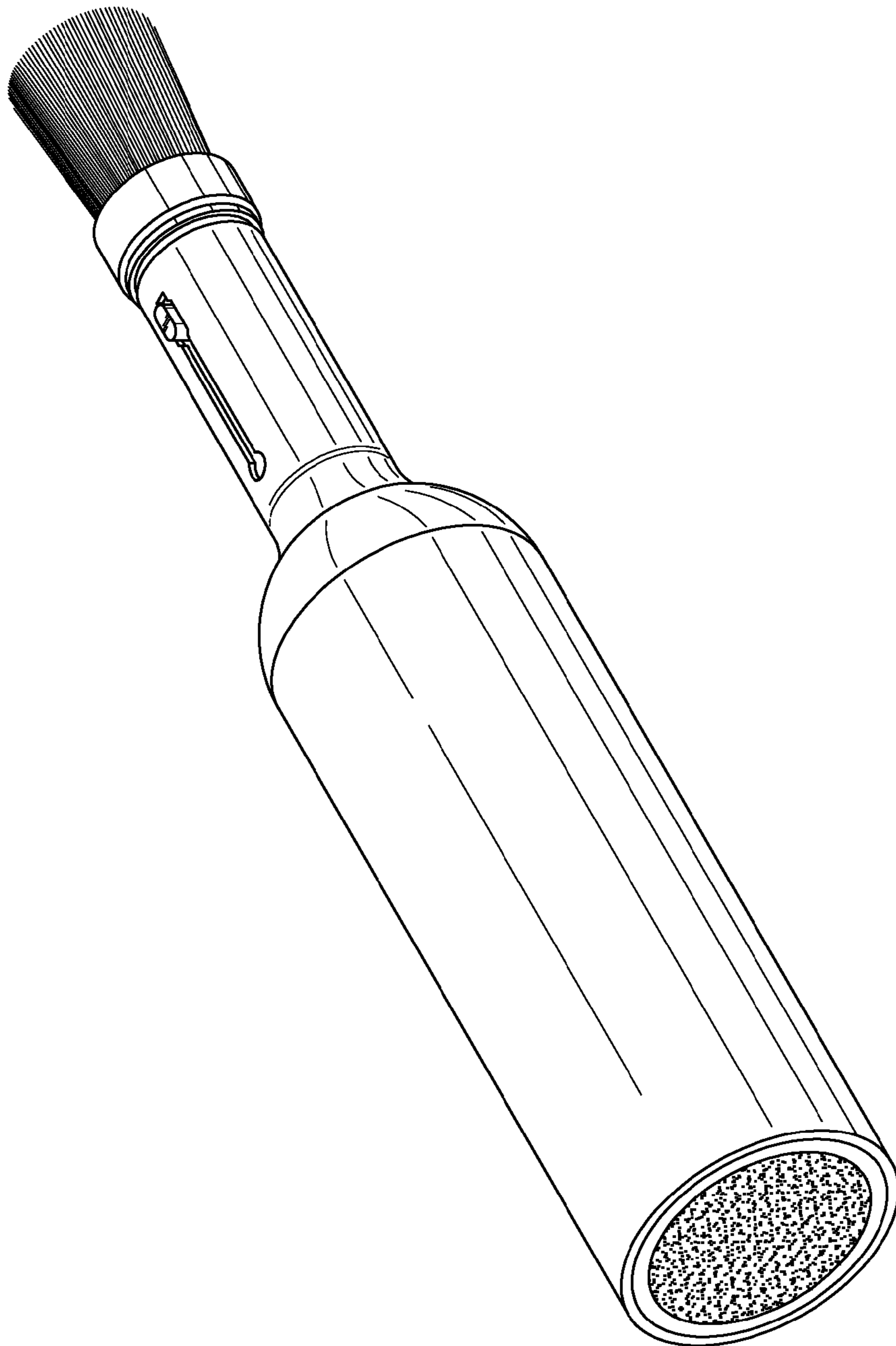


FIG. 9

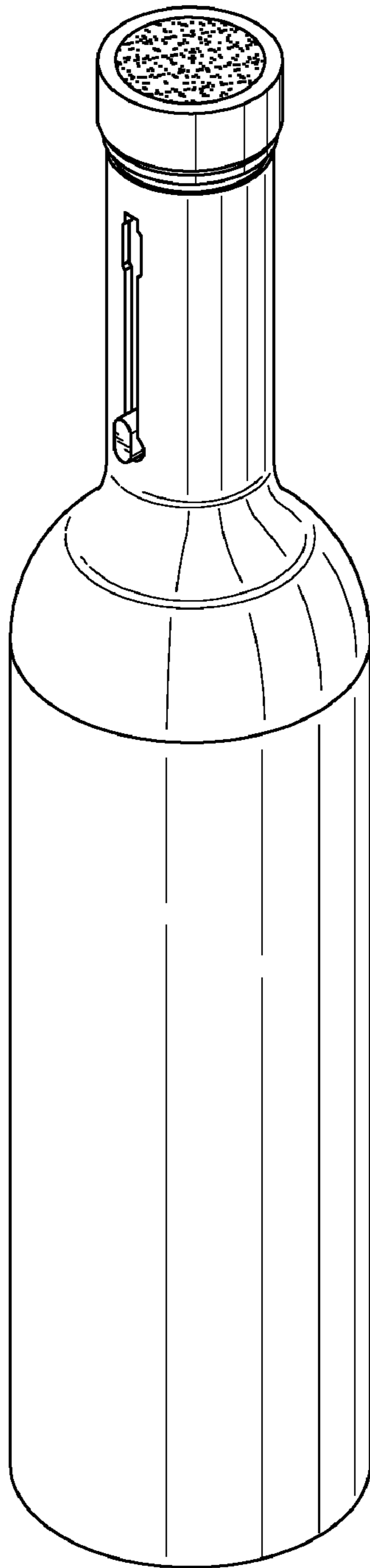


FIG. 10