



US00D640455S

(12) **United States Design Patent**
Claassen

(10) **Patent No.:** **US D640,455 S**
(45) **Date of Patent:** **** Jun. 28, 2011**

(54) **INSOLE**

D553,835 S * 10/2007 McClaskie D2/959
D587,440 S 3/2009 Belley et al.
D595,944 S * 7/2009 Anderson et al. D2/961

(75) Inventor: **Arnoldus Johannes Claassen,**
Eindhoven (NL)

OTHER PUBLICATIONS

(73) Assignee: **Kiwi European Holdings, B.V.** (NL)

U.S. Appl. No. 29/349,712, filed Apr. 26, 2010, Arnoldus Johannes Claassen.

(**) Term: **14 Years**

U.S. Appl. No. 29/360,192, filed Apr. 21, 2010, Arnoldus Johannes Claassen.

(21) Appl. No.: **29/359,322**

U.S. Appl. No. 29/349,048, filed Mar. 3, 2010, Arnoldus Johannes Claassen.

(22) Filed: **Apr. 8, 2010**

U.S. Appl. No. 29/348,119, filed Dec. 1, 2009, Joost van Haasteren.

* cited by examiner

Related U.S. Application Data

(63) Continuation of application No. 29/349,043, filed on Mar. 3, 2010.

Primary Examiner — Stella Reid

Assistant Examiner — Keli L Hill

(30) **Foreign Application Priority Data**

(74) *Attorney, Agent, or Firm* — Foley & Lardner LLP

Sep. 22, 2009 (EM) 001614371-001
Sep. 22, 2009 (EM) 001614371-002

(57) **CLAIM**

I claim the ornamental design for an insole, as shown and described.

(51) **LOC (9) Cl.** **02-04**

(52) **U.S. Cl.** **D2/961; D2/953**

(58) **Field of Classification Search** D2/914,
D2/946-962; 36/43, 44, 71, 88, 91-94, 100,
36/101, 126, 136, 145, 154, 173
See application file for complete search history.

DESCRIPTION

FIG. 1 is a top perspective view of an insole, embodying my claimed design;

FIG. 2 is a bottom view thereof;

FIG. 3 is a front view thereof;

FIG. 4 is a left side view thereof;

FIG. 5 is a top view thereof;

FIG. 6 is a front view thereof; and,

FIG. 7 is a right side view thereof.

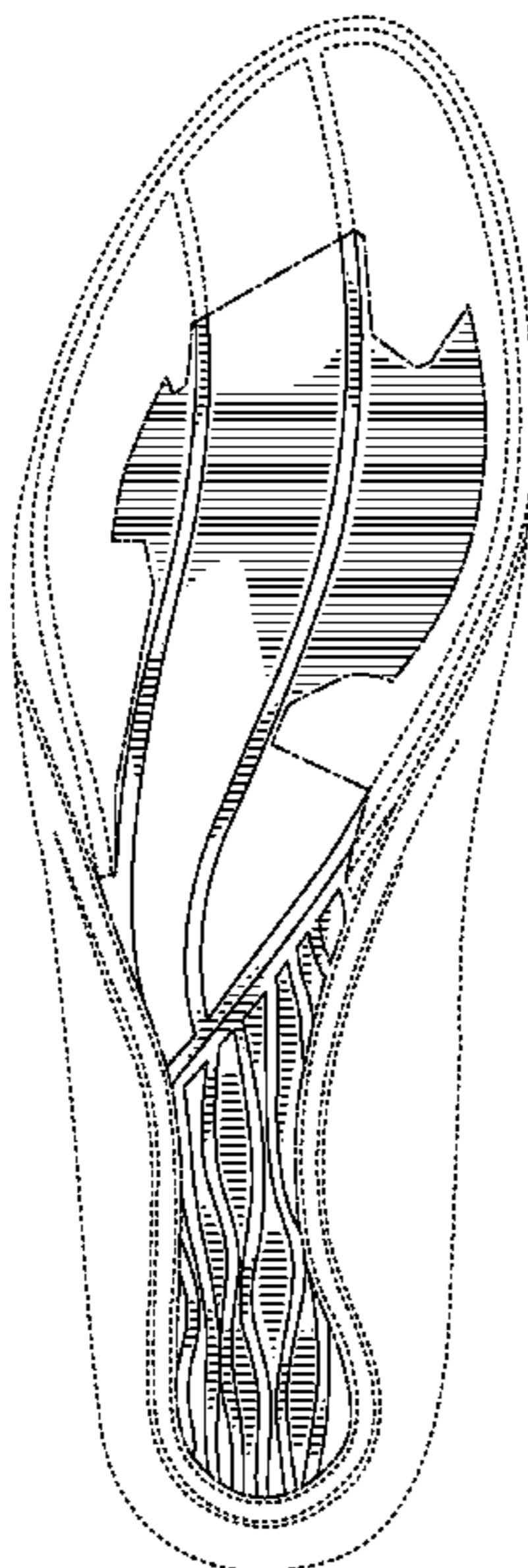
The ornamental design which is claimed is shown in solid lines in the drawings. The dash-dot boundary line defines the boundary of the claimed design and forms no part of the claimed design. The broken lines in the drawings are for illustrative purposes only and form no part of the claimed design.

(56) **References Cited**

U.S. PATENT DOCUMENTS

D330,802 S 11/1992 Edmund et al.
D338,996 S * 9/1993 Issler et al. D2/955
D363,815 S * 11/1995 Lucarelli D2/960
D388,948 S * 1/1998 Sessa D2/961
D416,126 S * 11/1999 Jimenez D2/960
D447,323 S 9/2001 Cadet
D498,904 S * 11/2004 Lee D2/953
D500,582 S * 1/2005 Robbins et al. D2/953
D527,514 S * 9/2006 Cass D2/953
D553,831 S * 10/2007 McClaskie D2/952

1 Claim, 7 Drawing Sheets






FIG. 1

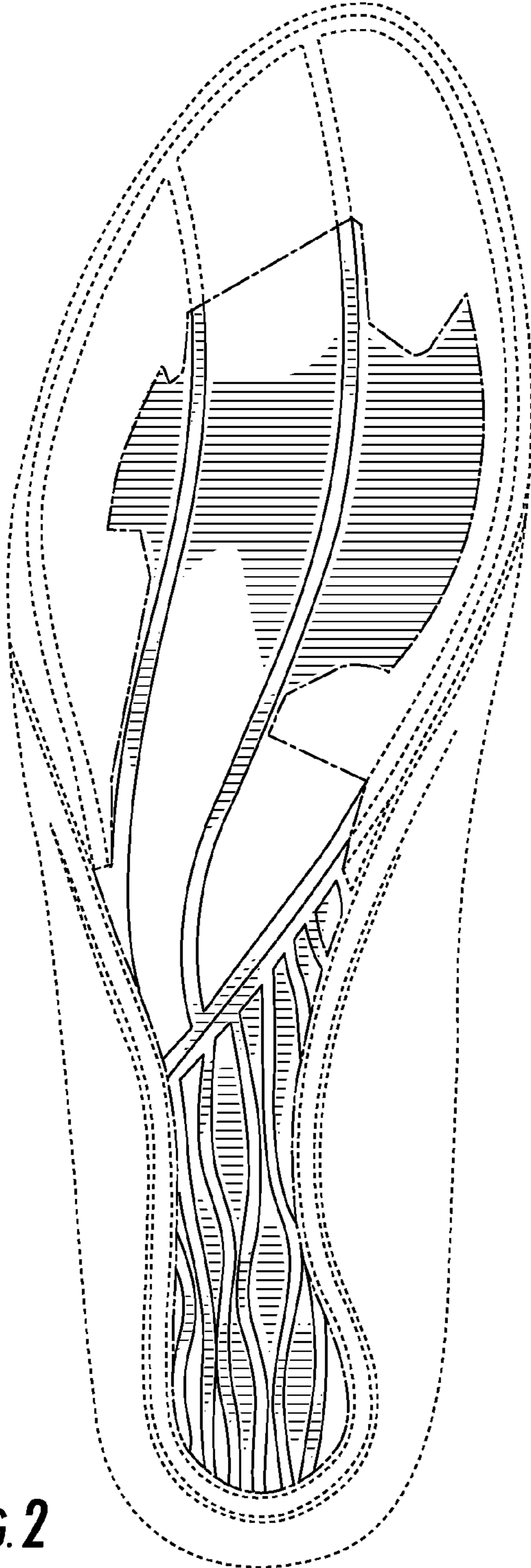


FIG. 2




FIG. 3




FIG. 4

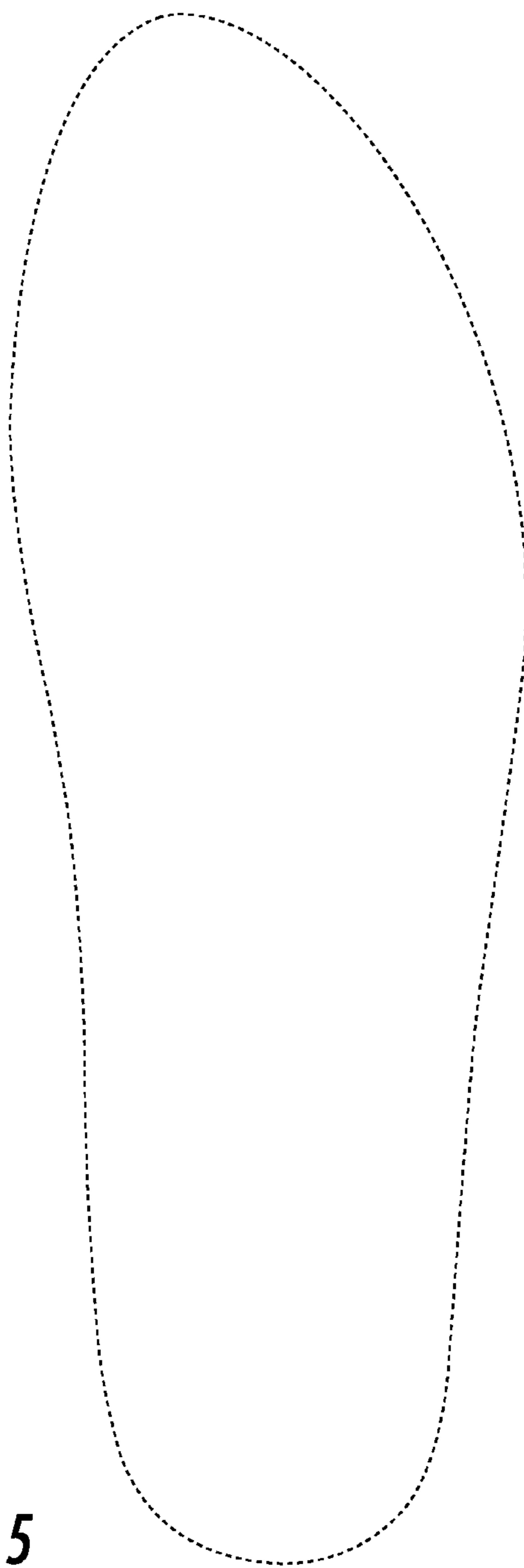


FIG. 5



FIG. 6



FIG. 7