

US00D640454S

(12) **United States Design Patent**
Claassen

(10) **Patent No.:** **US D640,454 S**

(45) **Date of Patent:** **** Jun. 28, 2011**

(54) **INSOLE**

(75) **Inventor:** **Arnoldus Johannes Claassen,**
Eindhoven (NL)

(73) **Assignee:** **Kiwi European Holdings B.V.** (NL)

(**) **Term:** **14 Years**

(21) **Appl. No.:** **29/349,712**

(22) **Filed:** **Apr. 26, 2010**

(30) **Foreign Application Priority Data**

Oct. 29, 2009 (EM) 001629775

(51) **LOC (9) Cl.** **02-04**

(52) **U.S. Cl.** **D2/961; D2/953**

(58) **Field of Classification Search** D2/914,
D2/946-962; 36/43, 44, 71, 88, 91-94, 100,
36/101, 126, 136, 145, 154, 173
See application file for complete search history.

(56) **References Cited**

U.S. PATENT DOCUMENTS

D257,647 S	12/1980	Combaret	
D330,802 S *	11/1992	Edmund et al.	D2/952
D398,745 S	9/1998	Cass	
D447,323 S *	9/2001	Cadet	D2/953
D502,594 S *	3/2005	Belley et al.	D2/951
D504,007 S *	4/2005	Cintron	D2/953
D548,434 S *	8/2007	McClaskie	D2/953
D551,832 S *	10/2007	Scott	D2/952
D560,333 S *	1/2008	McClaskie	D2/952
D570,080 S	6/2008	Feller et al.	

D574,134 S	8/2008	Petrie	
D583,134 S	12/2008	Moore et al.	
D586,091 S *	2/2009	Koh	D2/952
D587,440 S *	3/2009	Belley et al.	D2/954
D595,038 S	6/2009	Kirschhoffer et al.	
D602,683 S *	10/2009	Roundhouse	D2/957
D604,035 S	11/2009	Lemaster	
D619,342 S *	7/2010	McClaskie	D2/953

* cited by examiner

Primary Examiner — Stella Reid

Assistant Examiner — Keli L Hill

(74) *Attorney, Agent, or Firm* — Foley and Lardner LLP

(57) **CLAIM**

I claim the ornamental design for an insole, as shown and described.

DESCRIPTION

FIG. 1 is a perspective view of an insole, embodying my claimed design;

FIG. 2 is a bottom view thereof;

FIG. 3 is a top view thereof;

FIG. 4 is a right side view thereof;

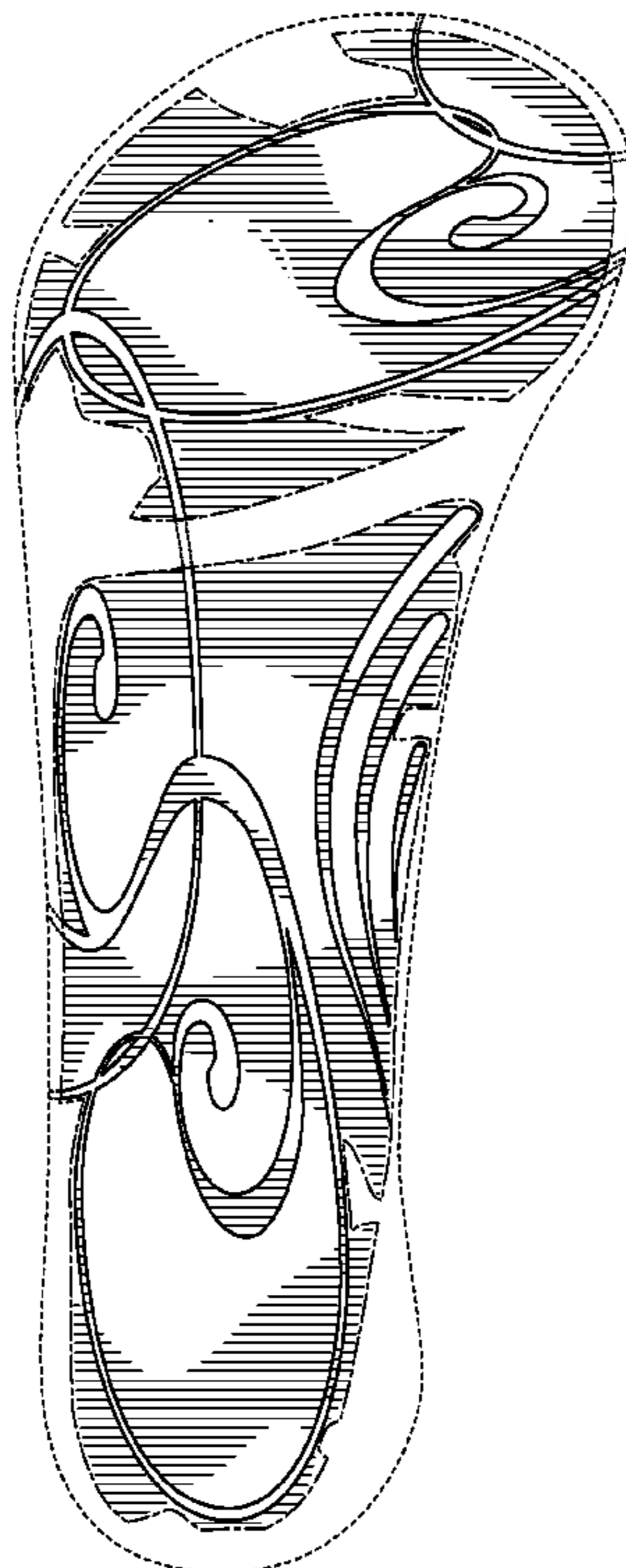
FIG. 5 is a left side view thereof;

FIG. 6 is a rear view thereof; and,

FIG. 7 is a front view thereof.

The ornamental design which is claimed is shown in solid lines in the drawings. The dash-dot boundary line defines the boundary of the claimed design and forms no part of the claimed design. The broken lines in the drawings are for illustrative purposes only and form no part of the claimed design.

1 Claim, 5 Drawing Sheets



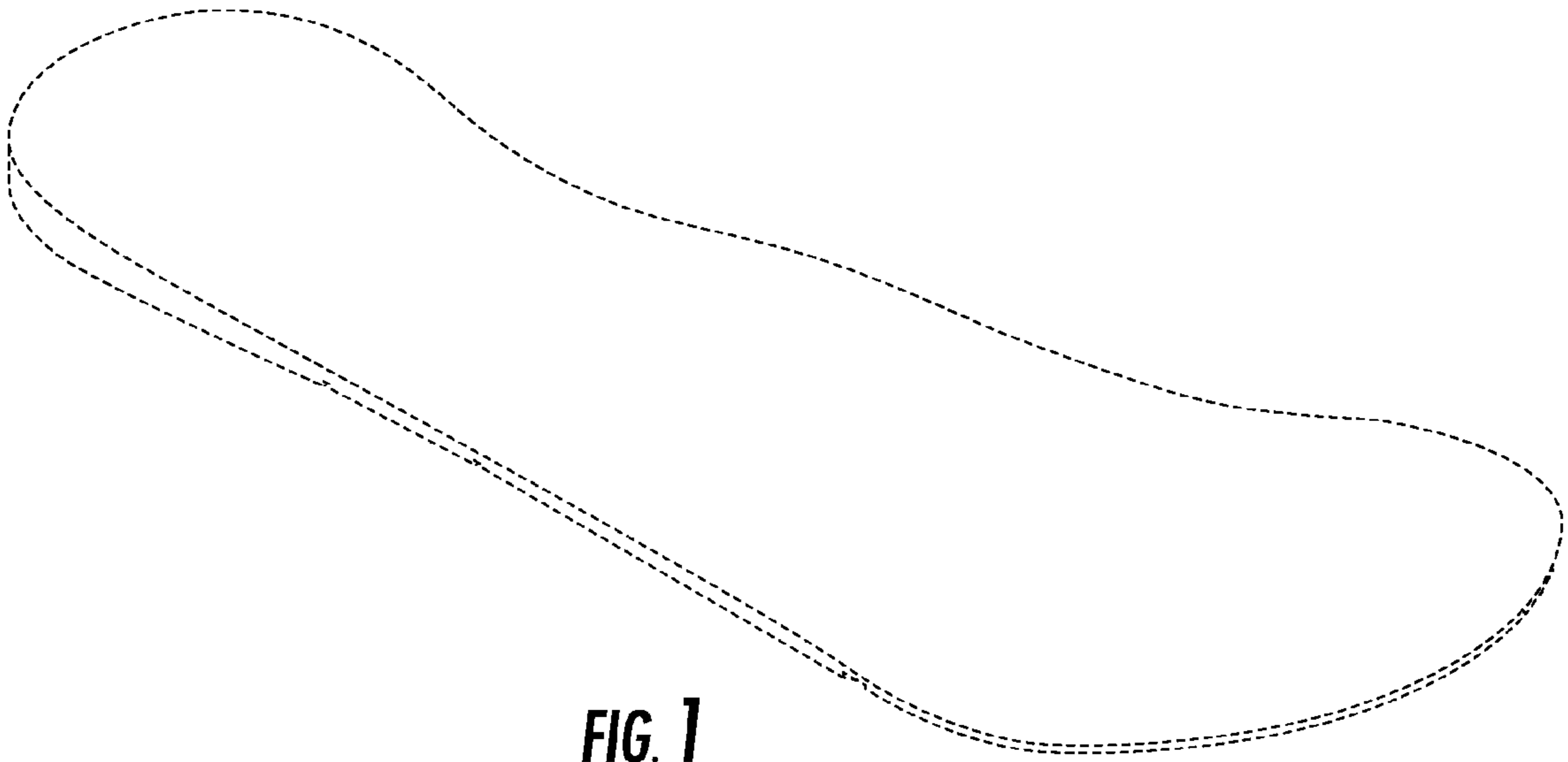


FIG. 1

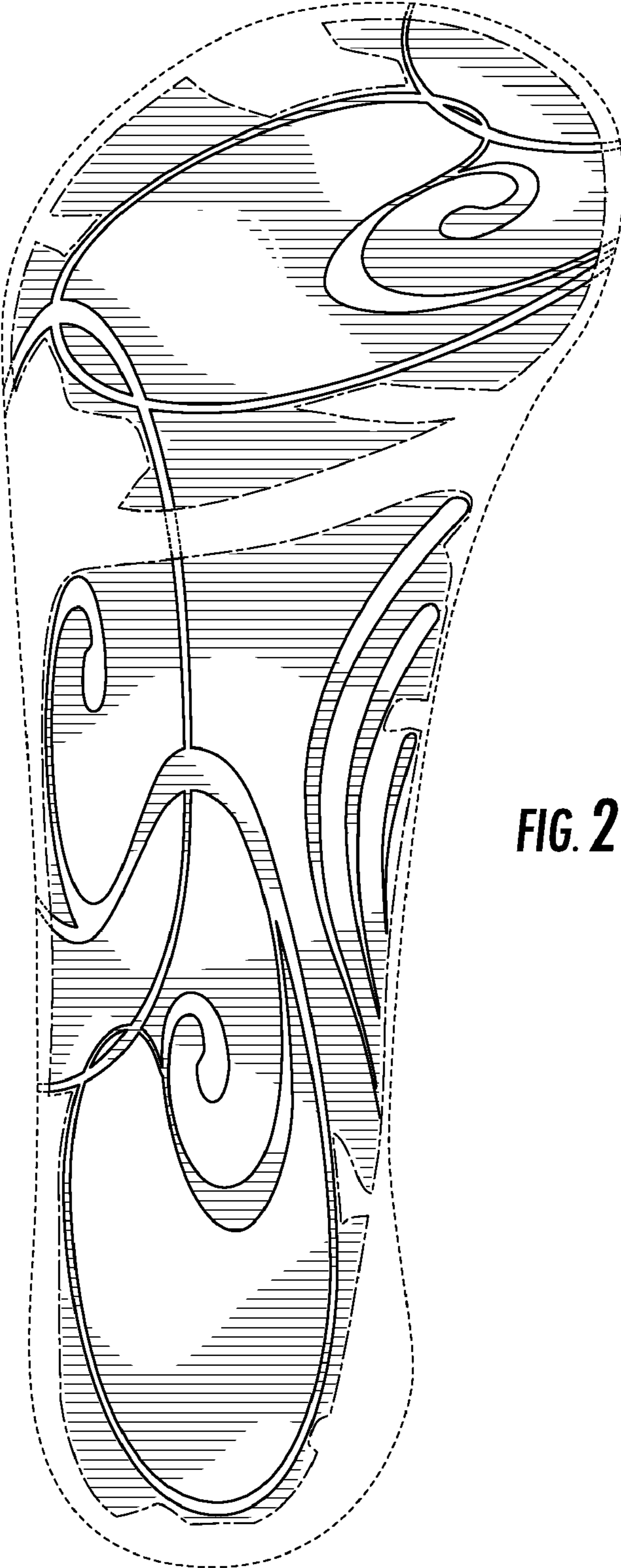


FIG. 2

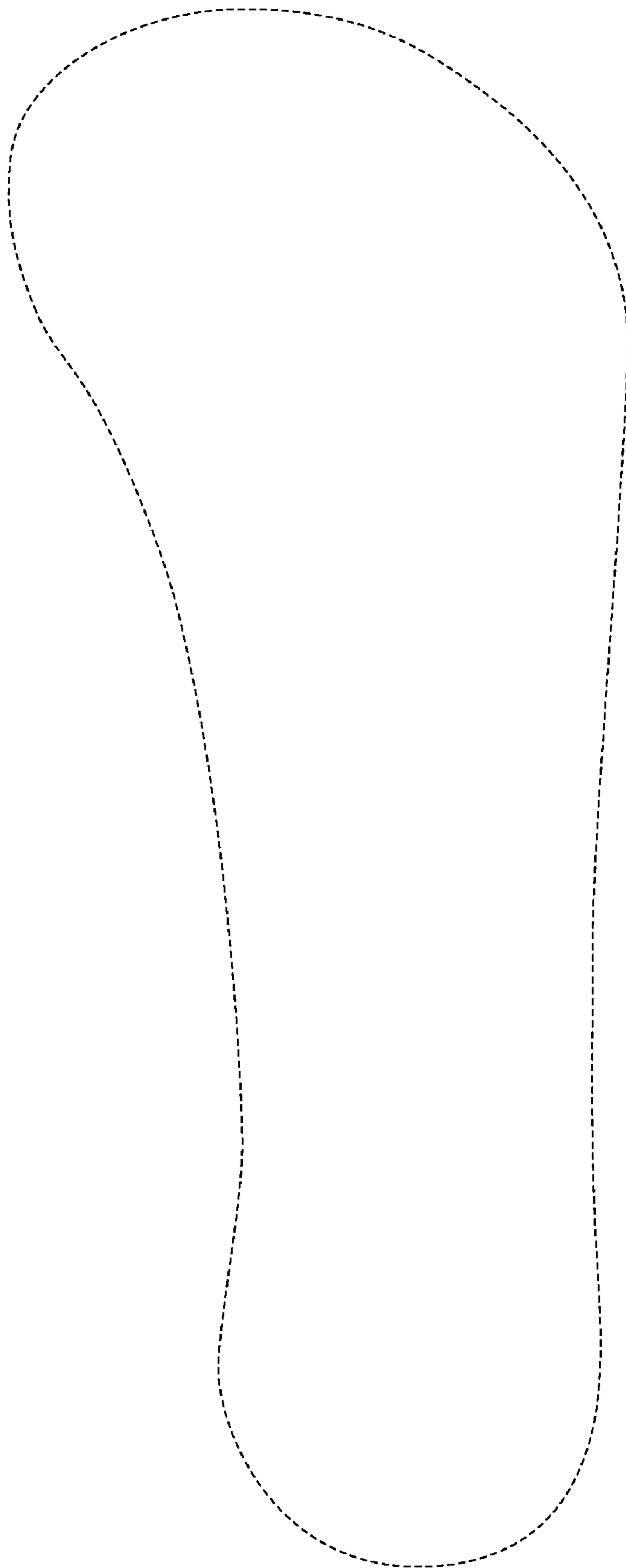


FIG. 3

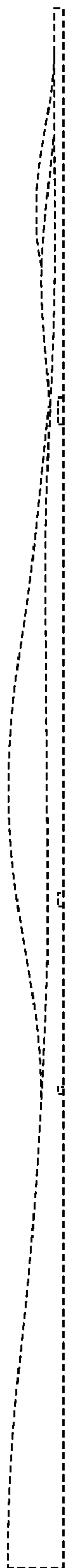


FIG. 4

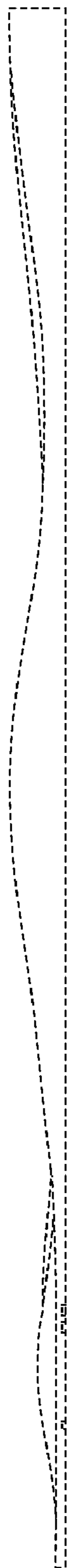


FIG. 5



FIG. 6




FIG. 7