



US00D640452S

(12) **United States Design Patent**
Vasyli

(10) **Patent No.:** **US D640,452 S**
(45) **Date of Patent:** **** Jun. 28, 2011**

- (54) SANDAL MIDSOLE
- (76) Inventor: **Phillip J. Vasyli**, Nassau (BS)
- (**) Term: **14 Years**
- (21) Appl. No.: **29/356,098**
- (22) Filed: **Feb. 19, 2010**
- (51) **LOC (9) Cl.** **02-04**
- (52) **U.S. Cl.** **D2/946**
- (58) **Field of Classification Search** D2/916-918,
D2/946, 947, 956, 961, 969, 972, 974; 36/106,
36/3 B, 11.5, 25 R, 45; D5/60, 61, 30
See application file for complete search history.

- D506,304 S 6/2005 Chiang
- D524,021 S 7/2006 Choi
- D529,698 S 10/2006 Hikade et al.
- D530,898 S 10/2006 Choi
- 7,141,131 B2 11/2006 Foxen et al.
- D534,713 S 1/2007 Weitzman
- D545,039 S 6/2007 Weitzman et al.
- D548,934 S 8/2007 Choi
- D550,942 S 9/2007 Choi
- D553,840 S 10/2007 Weitzman
- D555,336 S 11/2007 Earle
- D575,485 S * 8/2008 Liow D2/917
- D576,780 S * 9/2008 Jolicoeur D2/961
- D592,840 S 5/2009 Vasyli
- D596,833 S * 7/2009 Dominquez et al. D2/917
- 2004/0168354 A1 * 9/2004 Nguyen 36/43
- 2008/0010868 A1 1/2008 Tsai

* cited by examiner

(56) **References Cited**

U.S. PATENT DOCUMENTS

- 1,977,995 A 10/1934 Morali
- 2,084,331 A 6/1937 Findlater
- D158,389 S 5/1950 Lakow
- 3,589,037 A 6/1971 Gallagher
- D237,323 S * 10/1975 Inohara et al. D2/954
- 4,075,772 A 2/1978 Sicurella
- 4,112,599 A 9/1978 Krippelz
- 4,223,455 A 9/1980 Vermeulen
- 4,345,387 A 8/1982 Daswick
- D281,735 S 12/1985 Seltzer
- D292,441 S 10/1987 Gamm
- D315,634 S 3/1991 Yung-Mao
- D336,977 S 7/1993 Sensi
- D373,013 S 8/1996 Rosetta
- D397,236 S * 8/1998 Wilmot D2/954
- D437,990 S * 2/2001 Hooper D2/961
- D446,002 S 8/2001 Leong et al.
- D474,331 S 5/2003 Dean
- D483,930 S 12/2003 Scheurer
- D495,855 S 9/2004 Comeau
- D495,861 S 9/2004 Georgiou et al.
- D496,147 S 9/2004 Comeau
- D499,236 S * 12/2004 Magro et al. D2/916

Primary Examiner — Stella Reid
Assistant Examiner — Keli L Hill
(74) *Attorney, Agent, or Firm* — GrayRobinson, P.A.

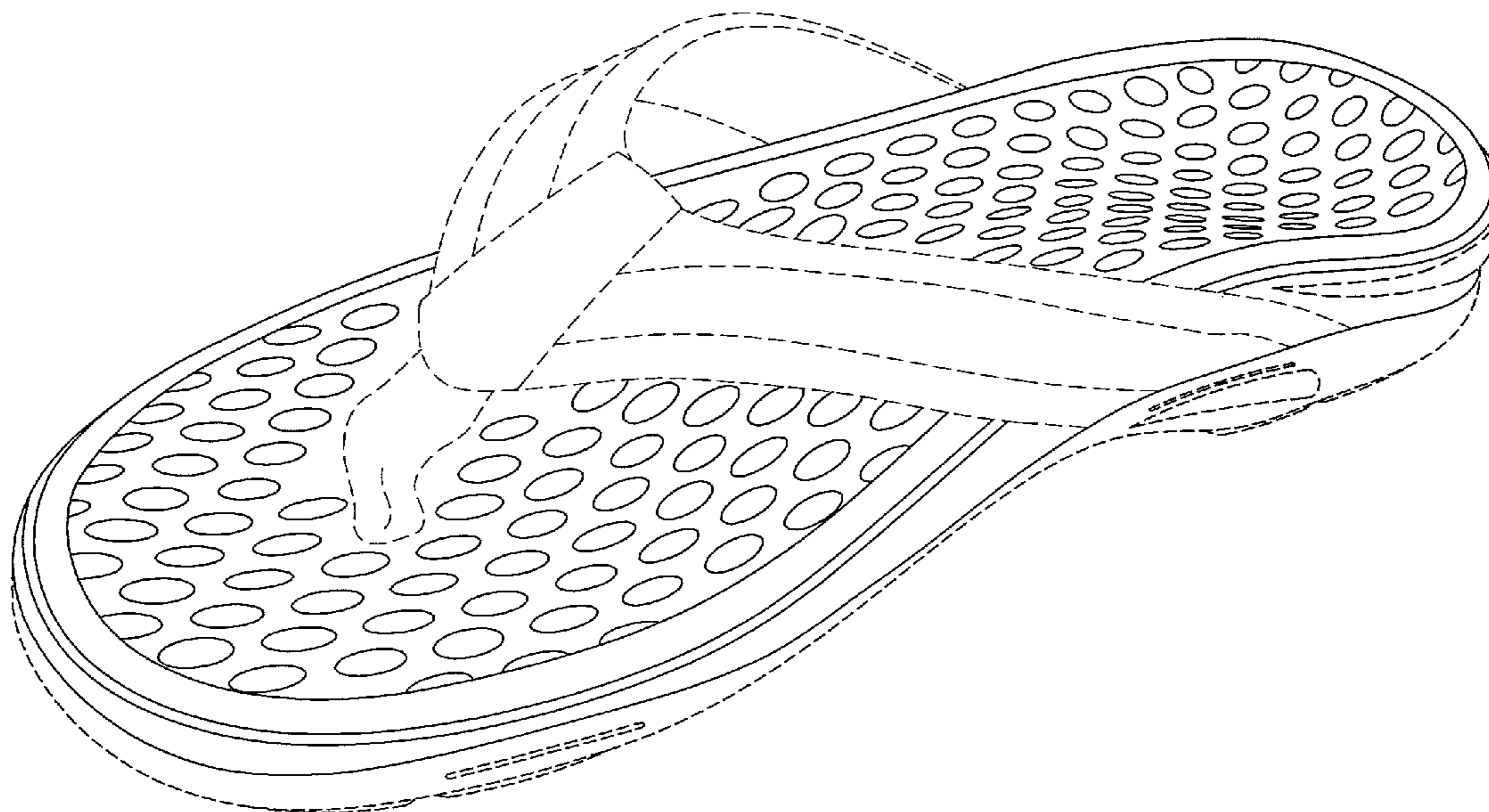
(57) **CLAIM**

The ornamental design for a sandal midsole, as shown and described.

DESCRIPTION

FIG. 1 is a perspective view of my ornamental design of a sandal midsole.
FIG. 2 is a top plan view thereof;
FIG. 3 is a right side elevation view thereof;
FIG. 4 is a left side elevation view thereof;
FIG. 5 is a front elevation view thereof; and,
FIG. 6 is a rear elevation view thereof.
The broken lines showing the sandal upper and the remainder of the sandal outsole are for illustrative purposes only and form no part of the claimed design.

1 Claim, 4 Drawing Sheets



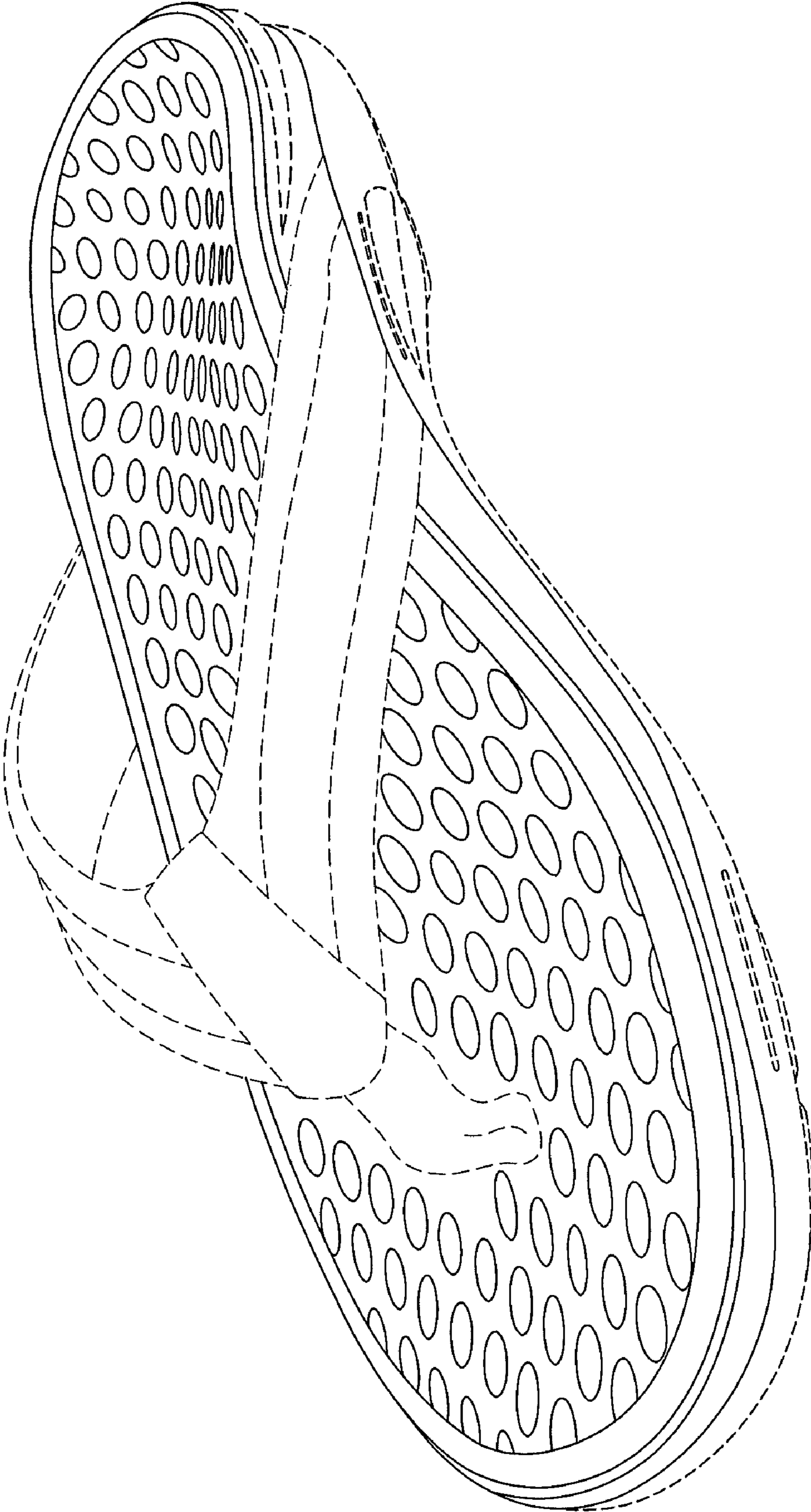


FIG. 1

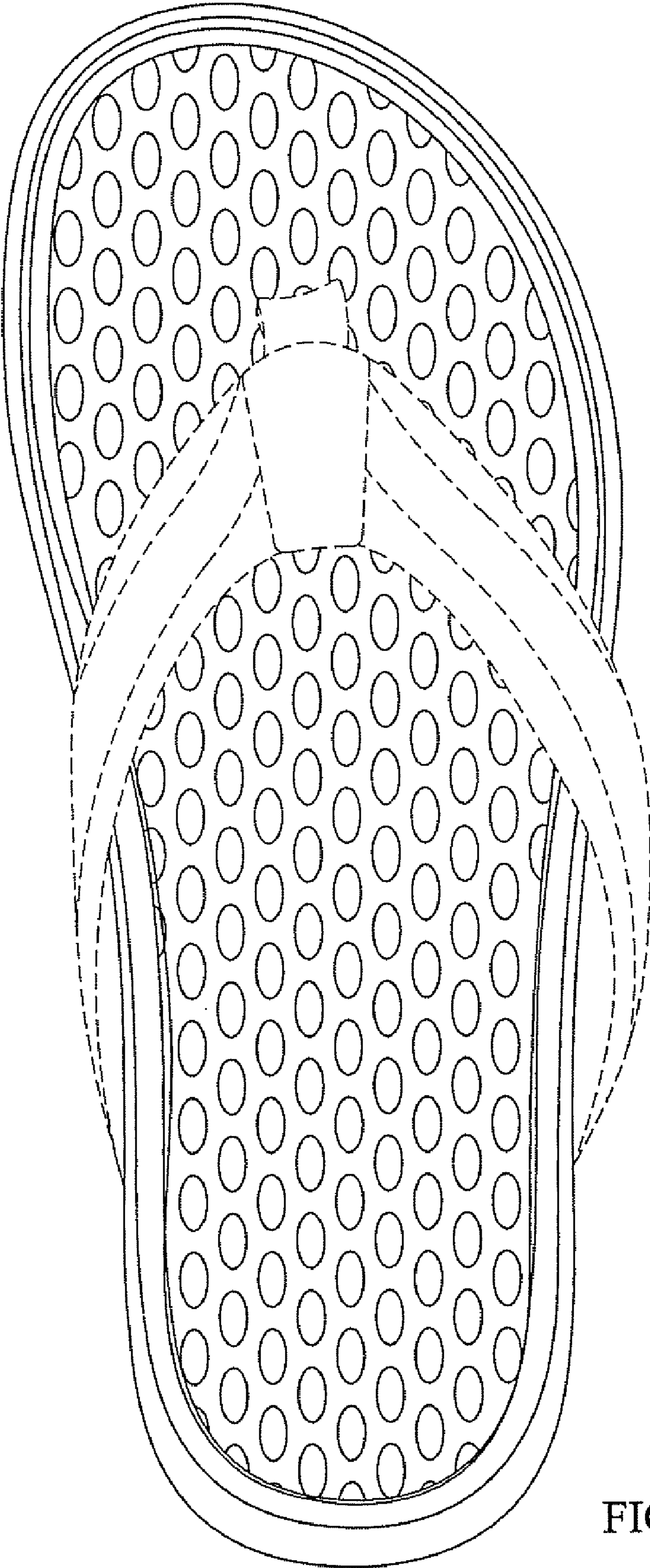


FIG. 2

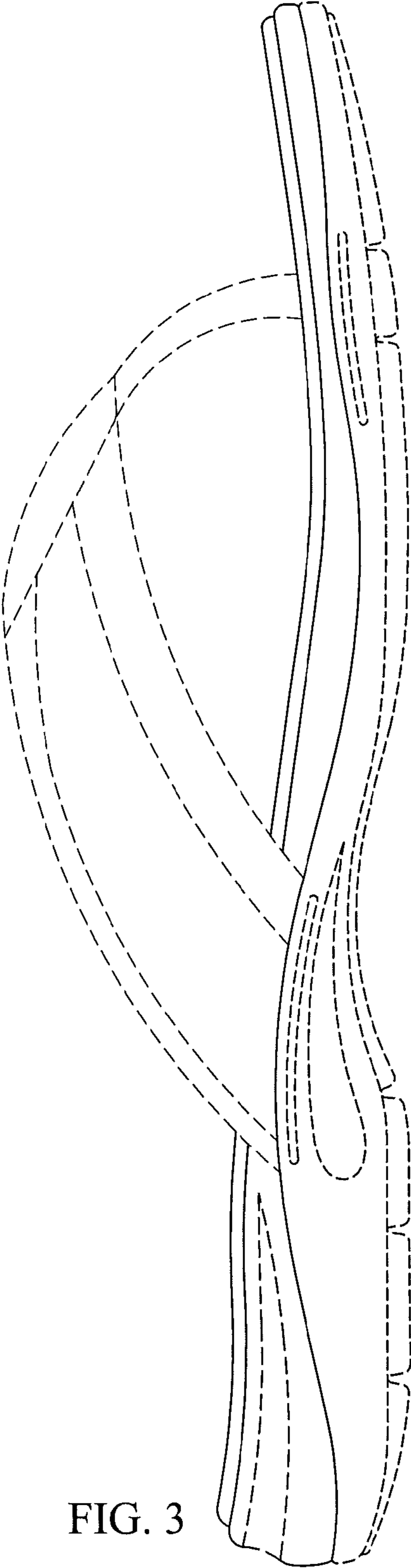


FIG. 3

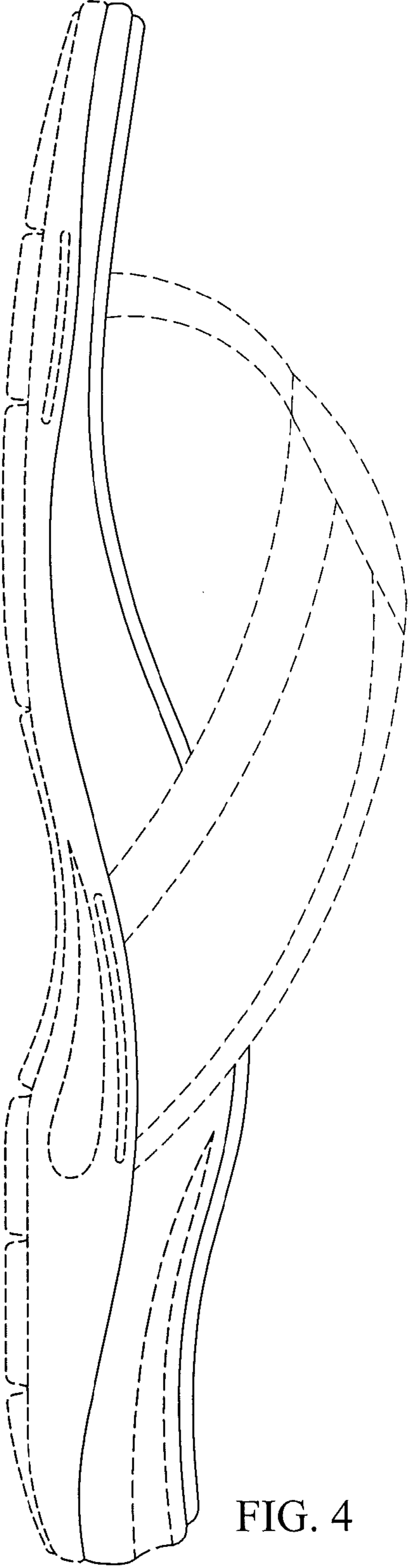


FIG. 4

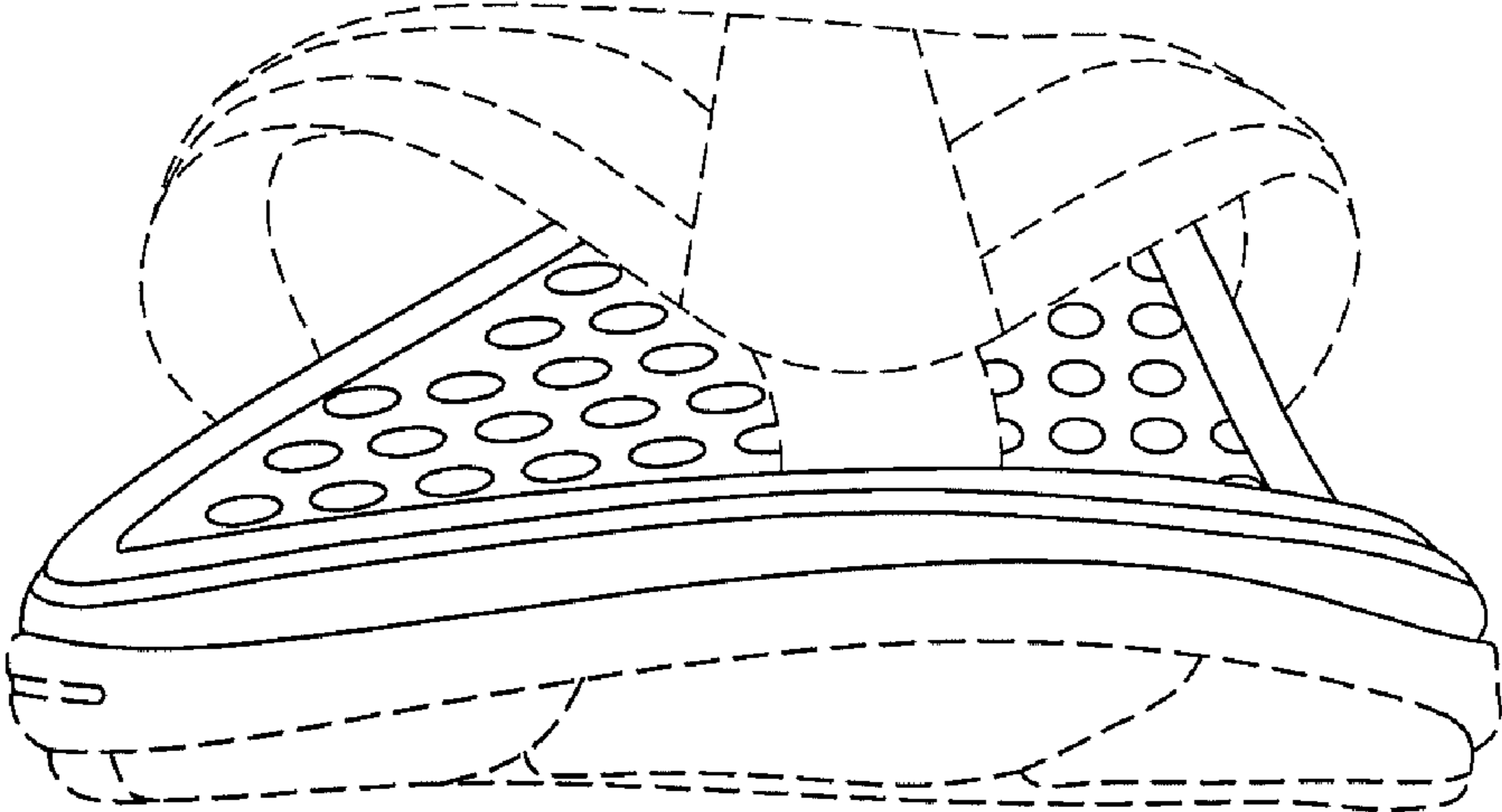


FIG. 5

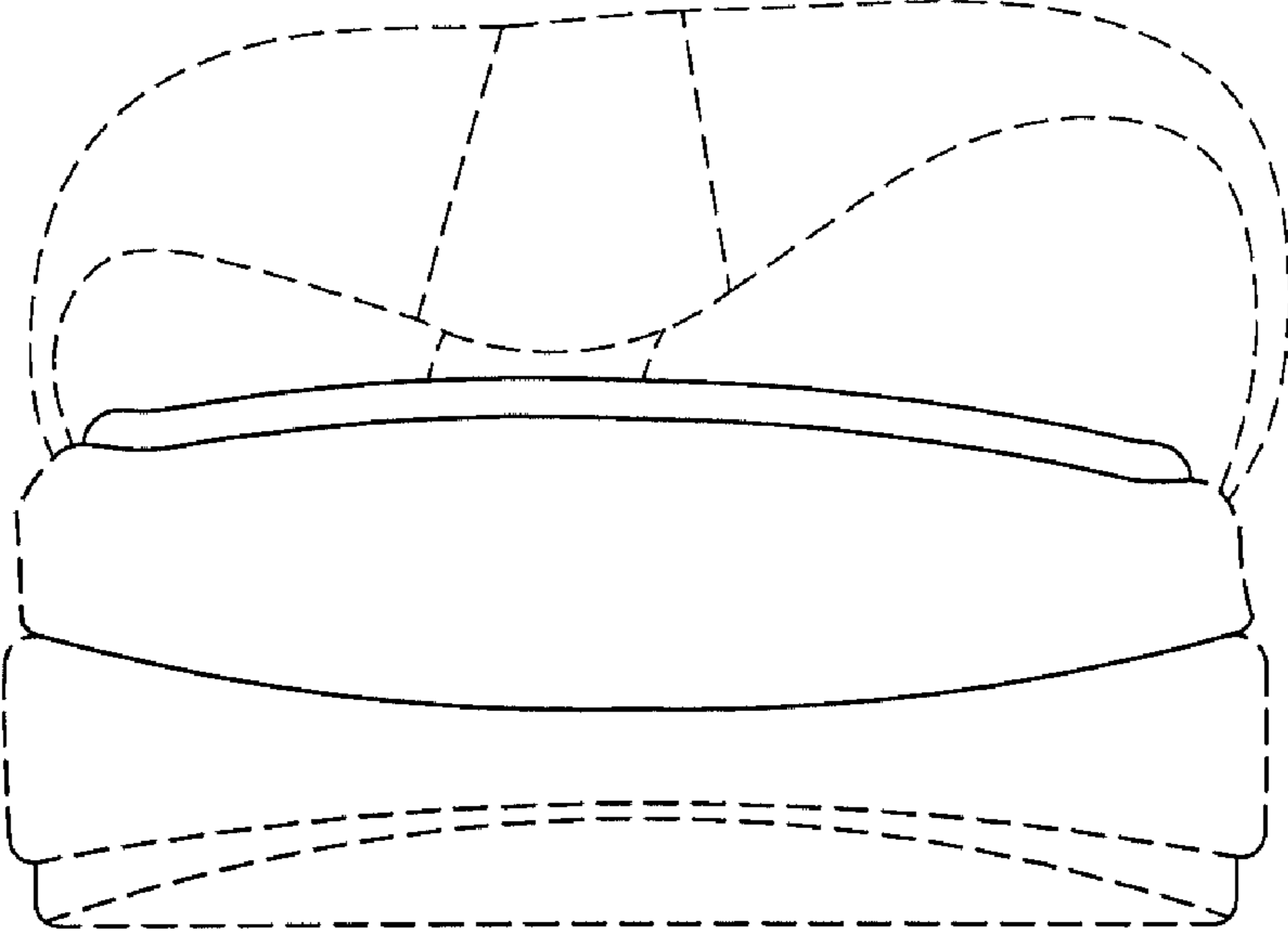


FIG. 6