



US00D640426S

(12) **United States Design Patent**  
**Okumura et al.**

(10) **Patent No.:** **US D640,426 S**  
(45) **Date of Patent:** **\*\* Jun. 21, 2011**

(54) **RETRACTABLE LEAD**

(75) Inventors: **Masatomo Okumura**, Osaka (JP);  
**Atsuo Nakagawa**, Osaka (JP)

(73) Assignee: **Yamahisa & Co., Ltd.**, Osaka (JP)

(\*\*) Term: **14 Years**

(21) Appl. No.: **29/382,203**

(22) Filed: **Dec. 30, 2010**

(51) **LOC (9) Cl.** ..... **30-04**

(52) **U.S. Cl.** ..... **D30/153**

(58) **Field of Classification Search** ..... D30/151-154;  
119/792-798, 758, 760, 769, 770, 712, 784,  
119/802, 856, 857, 863, 865, 858; 54/71;  
30/39; 242/397, 615.3, 382, 384.7, 396.1,  
242/385, 385.2, 385.4, 381.5, 381.6; D26/38;  
254/134.3 FT; D8/358, 359; 473/576  
See application file for complete search history.

6,076,717	A *	6/2000	Edwards et al.	225/6
6,581,548	B1 *	6/2003	Reid	119/795
D560,522	S *	1/2008	Farnworth et al.	D10/72
D567,122	S *	4/2008	Lee	D10/72
D613,002	S *	3/2010	Lopusnak et al.	D30/153
D622,454	S *	8/2010	Levy et al.	D30/153
7,886,700	B2 *	2/2011	Glazer	119/796
2003/0183176	A1 *	10/2003	Morrison	119/796
2004/0237906	A1 *	12/2004	Waxman et al.	119/796
2005/0172914	A1 *	8/2005	Woodruff	119/796
2006/0162675	A1 *	7/2006	Ghalebi et al.	119/796
2006/0207522	A1 *	9/2006	Perkitny	119/796
2006/0266300	A1 *	11/2006	Perkitny	119/713
2008/0141950	A1 *	6/2008	Glazer	119/770
2009/0178627	A1 *	7/2009	Bentz et al.	119/796
2010/0037832	A1 *	2/2010	Smith	119/796
2010/0107992	A1 *	5/2010	Chefetz	119/796
2010/0212601	A1 *	8/2010	Hurwitz	119/794
2010/0302767	A1 *	12/2010	Mattheis	362/184

\* cited by examiner

*Primary Examiner* — Susan Moon Lee

(74) *Attorney, Agent, or Firm* — Wenderoth, Lind & Ponack, L.L.P.

(56) **References Cited**

U.S. PATENT DOCUMENTS

D125,944	S *	3/1941	Stickell	D30/153
D128,606	S *	8/1941	Stickell	D30/153
2,314,504	A *	3/1943	Lifchultz	242/379.2
D150,947	S *	9/1948	Grandon et al.	D30/153
2,919,676	A *	1/1960	Schneider	119/796
D198,757	S *	7/1964	Rogers	D30/153
3,853,283	A *	12/1974	Croce et al.	242/381.6
4,018,189	A *	4/1977	Umphries et al.	119/794
4,165,713	A *	8/1979	Brawner et al.	119/794
4,562,792	A *	1/1986	Pak et al.	119/797
D351,264	S *	10/1994	Stout	D30/153
5,401,034	A *	3/1995	Mallinger	473/576
5,887,550	A *	3/1999	Levine et al.	119/796
D410,117	S *	5/1999	Ball et al.	D30/153
6,035,809	A *	3/2000	Fingerett et al.	119/796

(57) **CLAIM**

The ornamental design for a retractable lead, as shown and described.

**DESCRIPTION**

FIG. 1 is a front view of a retractable lead showing my new design;  
FIG. 2 is a rear view thereof;  
FIG. 3 is a top plan view thereof;  
FIG. 4 is a bottom plan view thereof;  
FIG. 5 is a right side view thereof;  
FIG. 6 is a left side view thereof; and,  
FIG. 7 is a perspective view thereof.

**1 Claim, 4 Drawing Sheets**

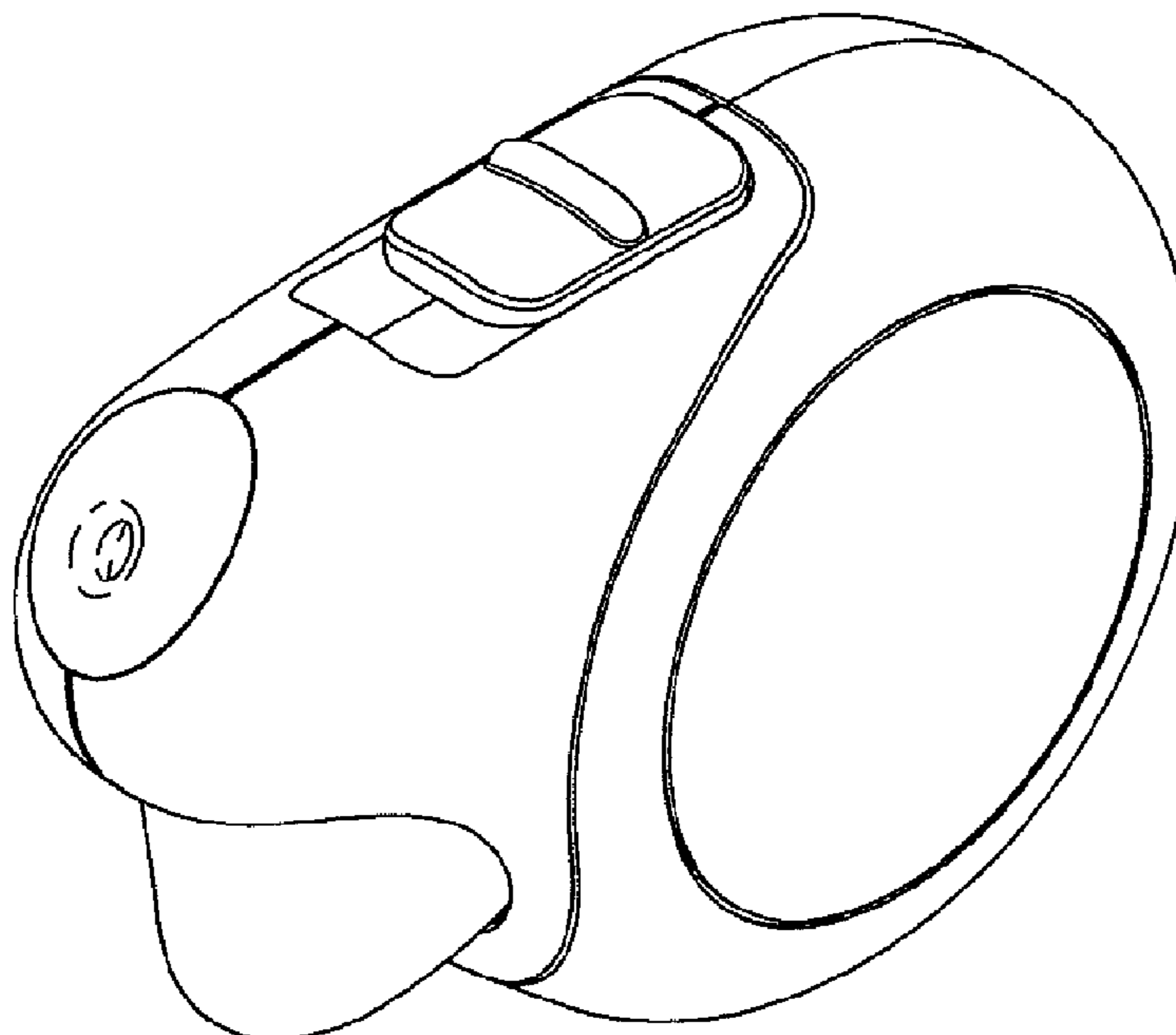


FIG.1

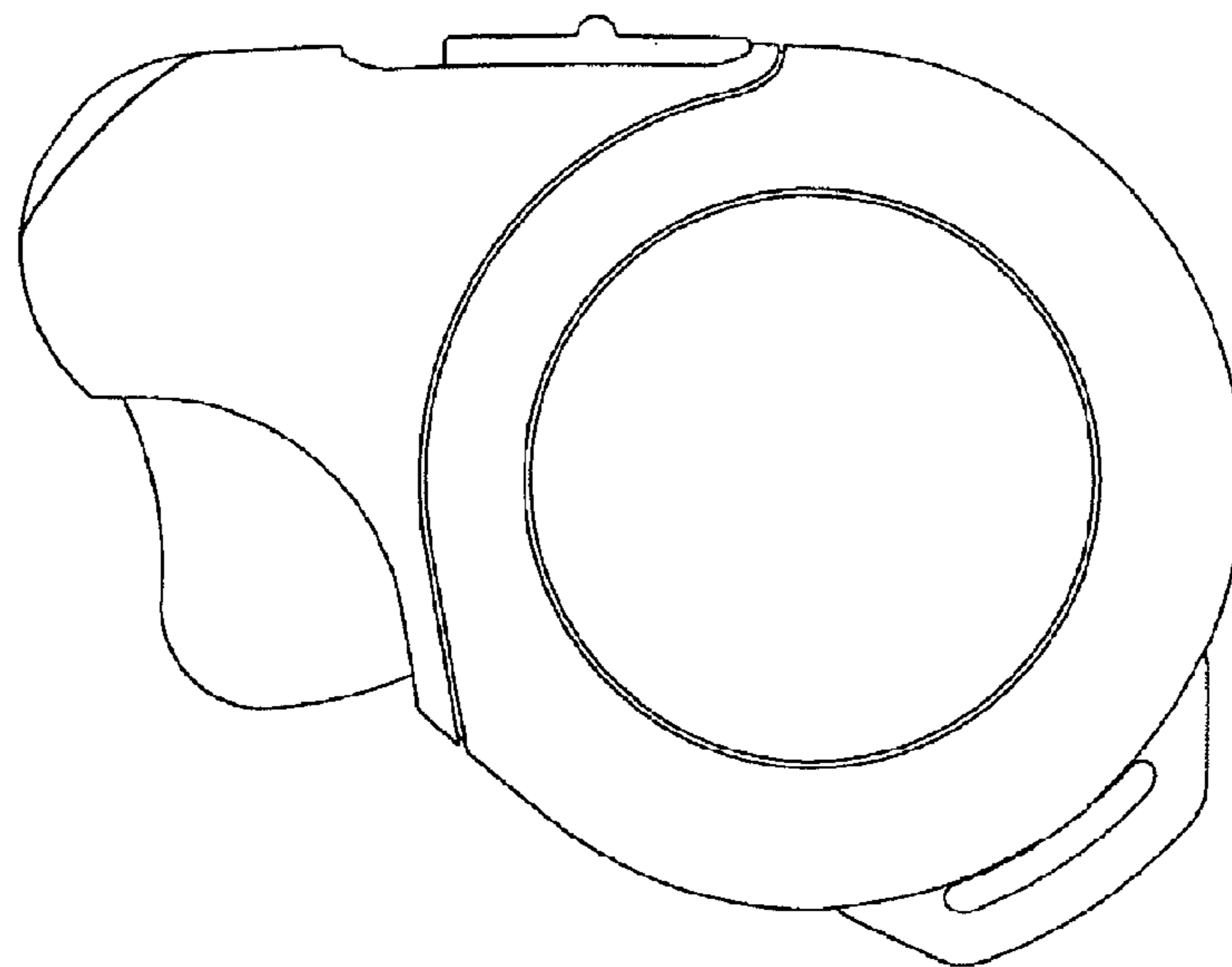


FIG.2

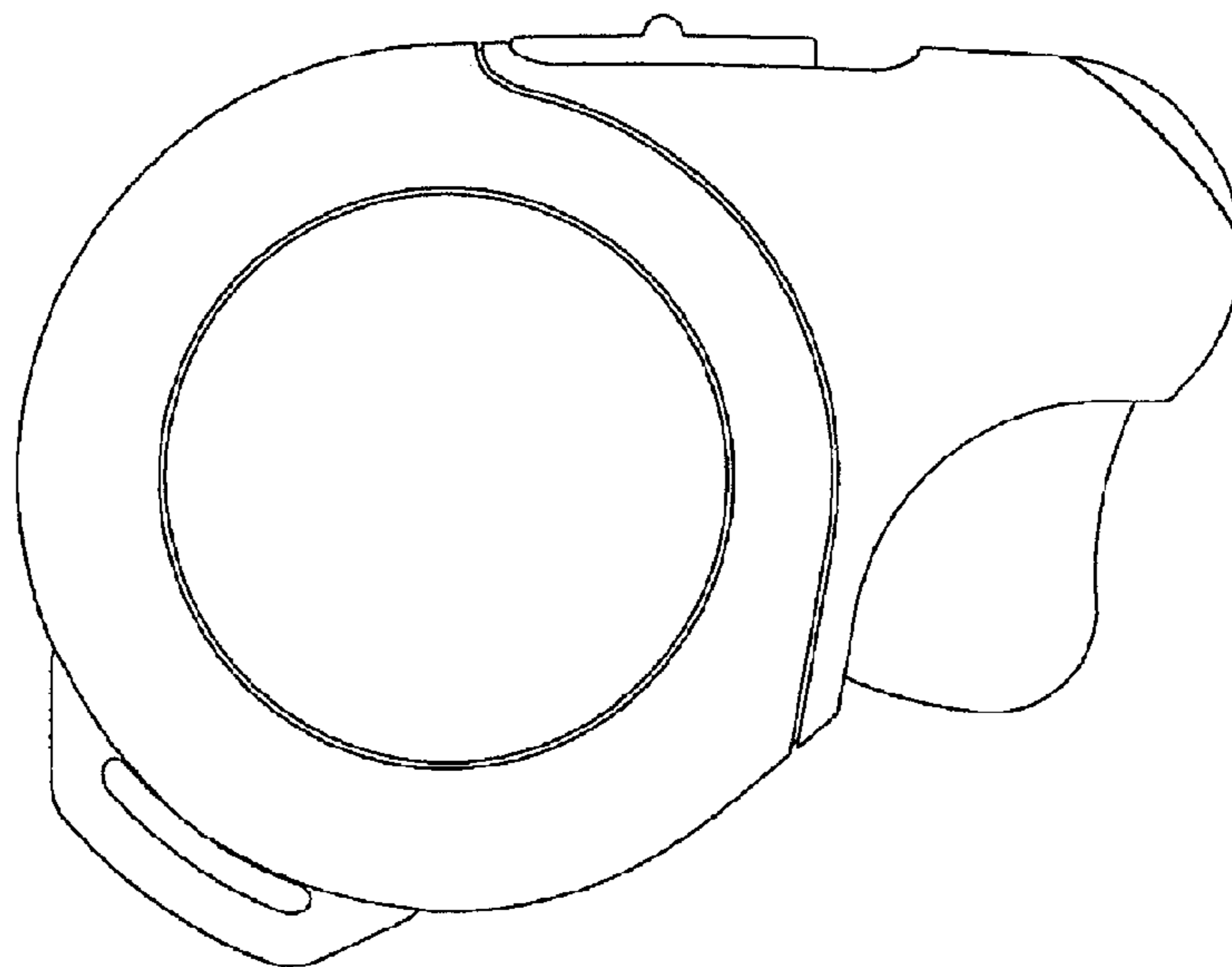


FIG.3

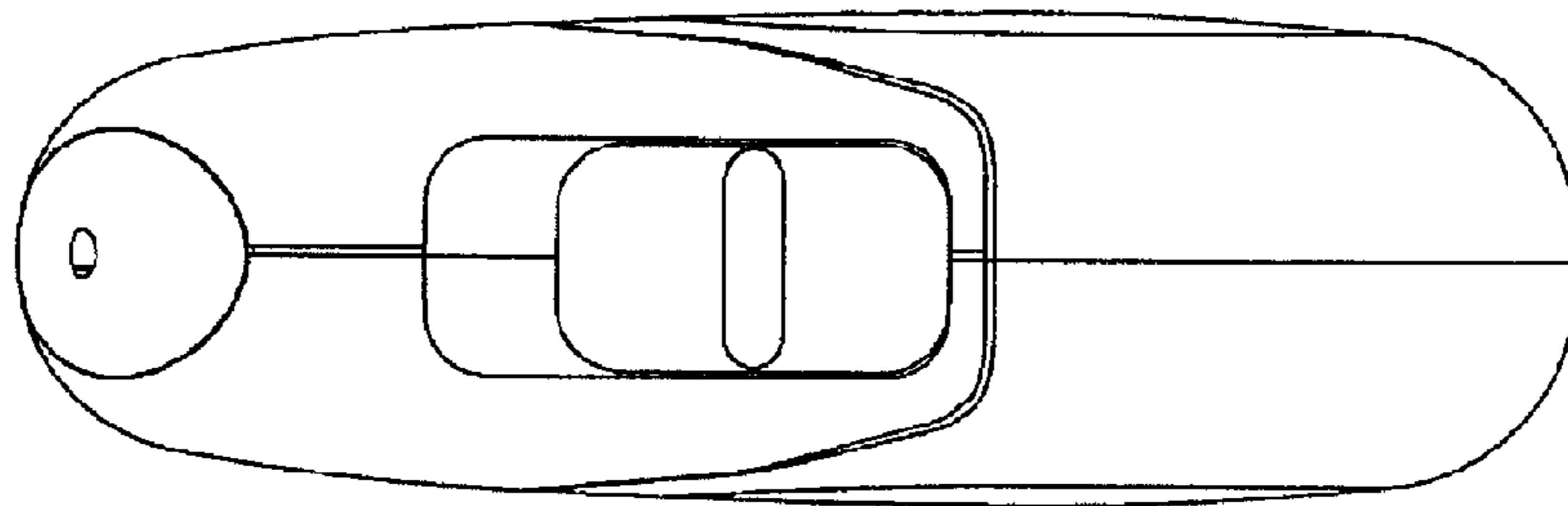


FIG.4

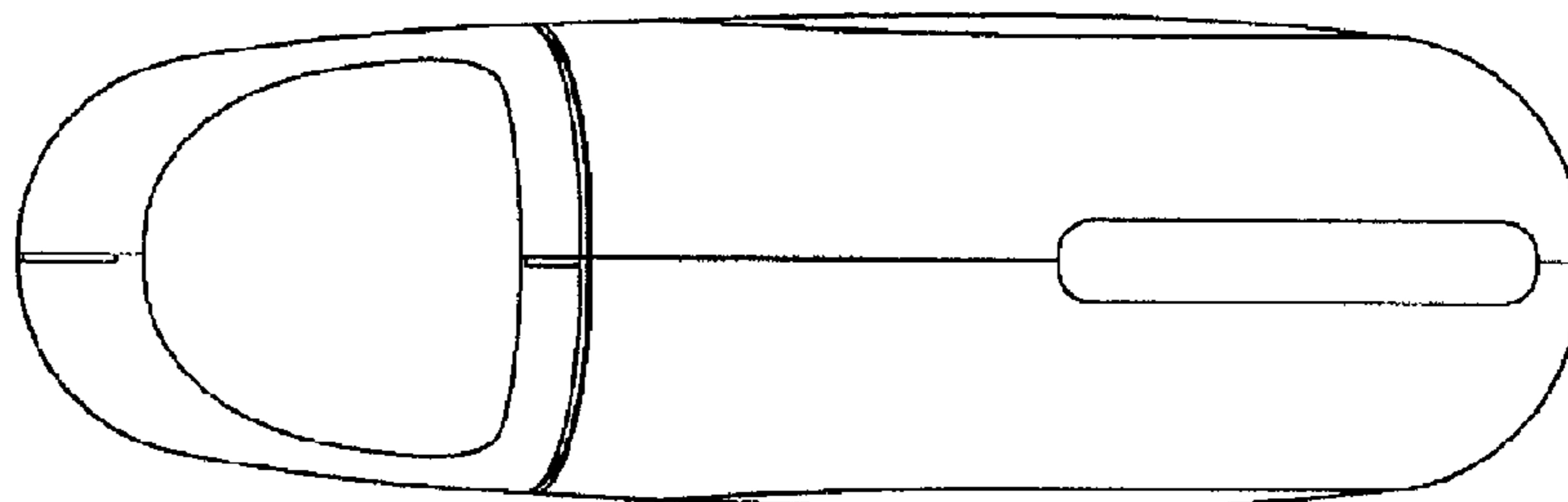


FIG.5

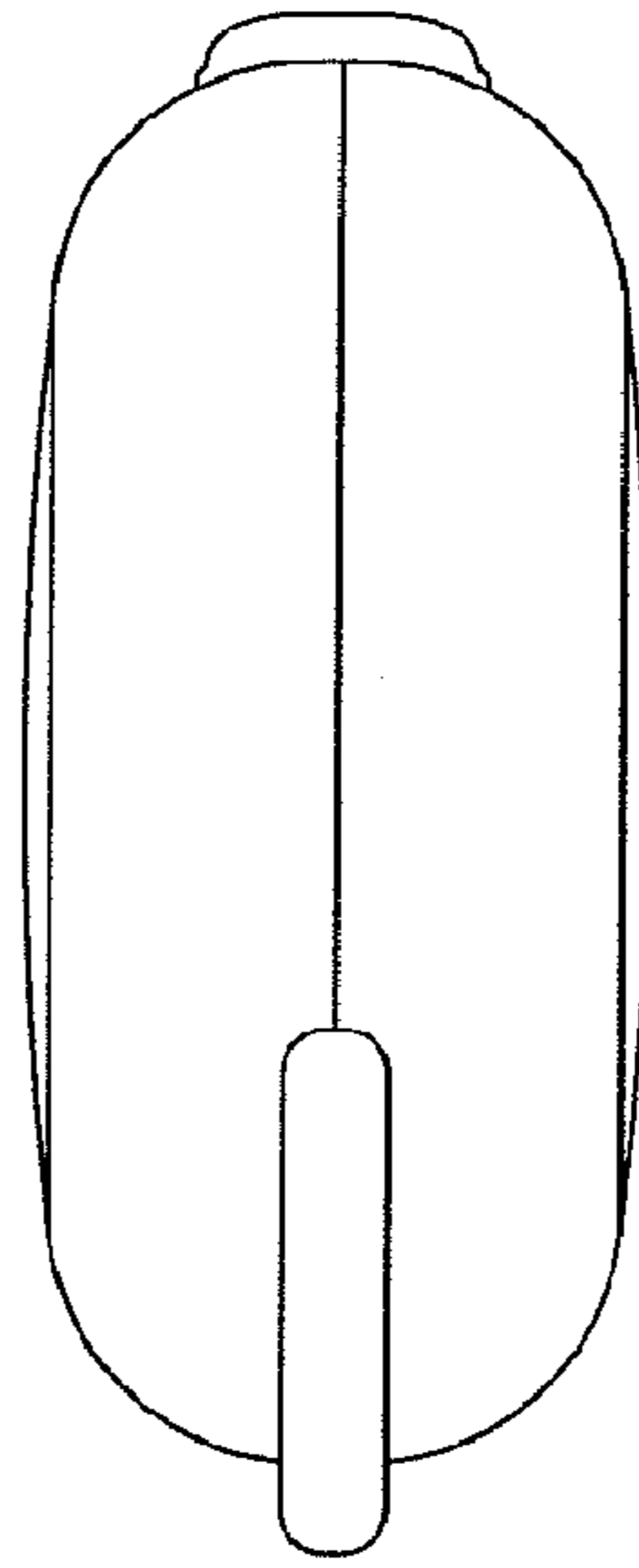


FIG.6

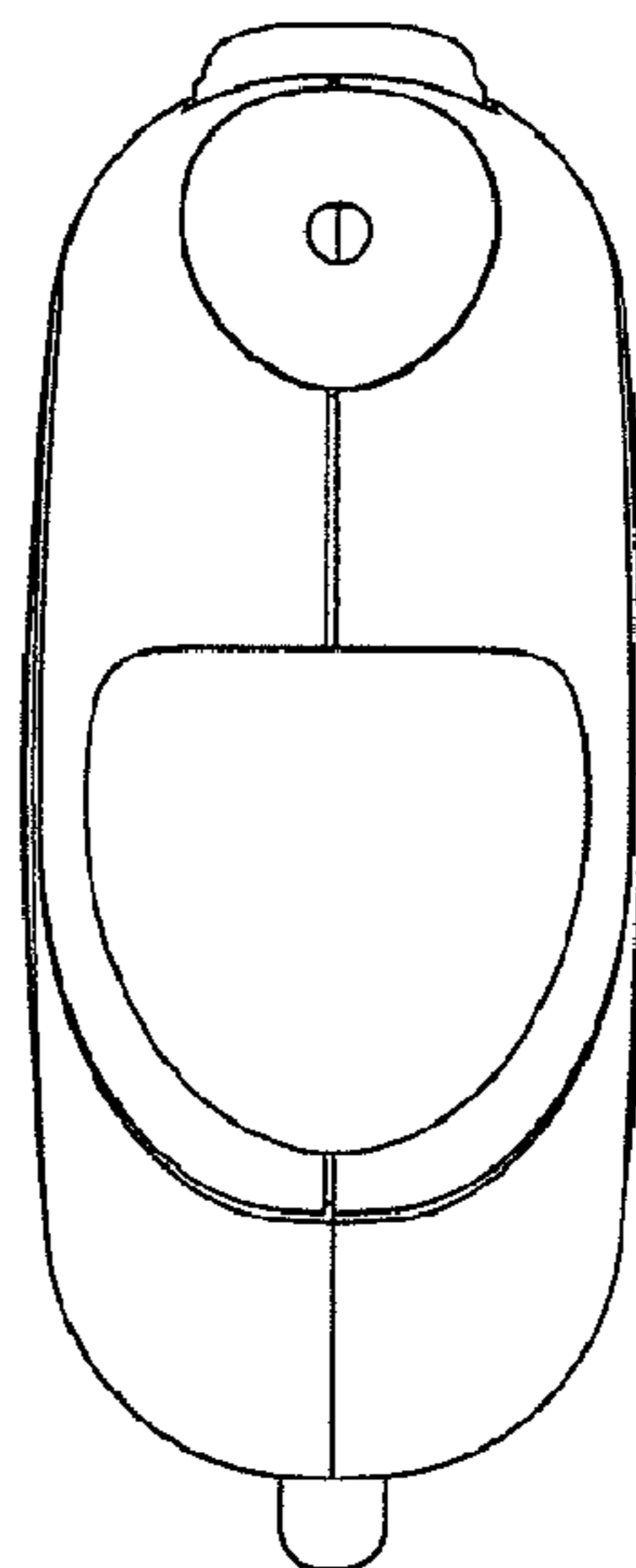


FIG. 7

