



US00D640361S

(12) **United States Design Patent**  
**Boshuizen et al.**

(10) **Patent No.:** **US D640,361 S**

(45) **Date of Patent:** **\*\* Jun. 21, 2011**

(54) **TOILET BOWL DISPENSER**

(75) Inventors: **Sylvia Boshuizen**, Leiden (NL); **Donald C. Presnell**, Stephens City, VA (US)

(73) Assignee: **Rubbermaid Commercial Products LLC**, Winchester, VA (US)

(\*\*) Term: **14 Years**

(21) Appl. No.: **29/378,553**

(22) Filed: **Nov. 5, 2010**

(51) **LOC (9) Cl.** ..... **28-99**

(52) **U.S. Cl.** ..... **D23/366**

(58) **Field of Classification Search** ..... D23/355-369;  
D28/5, 6; 261/DIG. 17, DIG. 42, DIG. 65,  
261/DIG. 88, DIG. 89; 392/386, 390-395;  
239/34, 35, 44-47, 50, 53, 56, 60, 145, 326  
See application file for complete search history.

(56) **References Cited**

**U.S. PATENT DOCUMENTS**

D357,977 S *	5/1995	Muderlak	.....	D23/366
D361,375 S *	8/1995	Gallagher et al.	.....	D23/366
D363,981 S *	11/1995	Muderlak	.....	D23/366
D366,520 S *	1/1996	Muderlak	.....	D23/366
D372,966 S *	8/1996	Chen	.....	D23/366
D406,330 S *	3/1999	Chen	.....	D23/366
D407,477 S *	3/1999	Chen	.....	D23/366
D409,740 S *	5/1999	Gallagher et al.	.....	D23/366
D413,663 S *	9/1999	Chen	.....	D23/366

D471,970 S *	3/2003	Gallagher et al.	.....	D23/366
D533,931 S *	12/2006	Miller et al.	.....	D23/366
D615,180 S *	5/2010	Meyerhoffer	.....	D23/366

\* cited by examiner

*Primary Examiner* — Sandra Snapp

(74) *Attorney, Agent, or Firm* — Bennis J. Williamson;  
Moore & Van Allen, PLLC

(57) **CLAIM**

We claim the ornamental design for a toilet bowl dispenser, as shown and described.

**DESCRIPTION**

FIG. 1 is a front view showing our new design for a toilet bowl dispenser;

FIG. 2 is a right side view showing our new design shown in FIG. 1;

FIG. 3 is a left side view showing our new design shown in FIG. 1;

FIG. 4 is a top view showing our new design shown in FIG. 1;

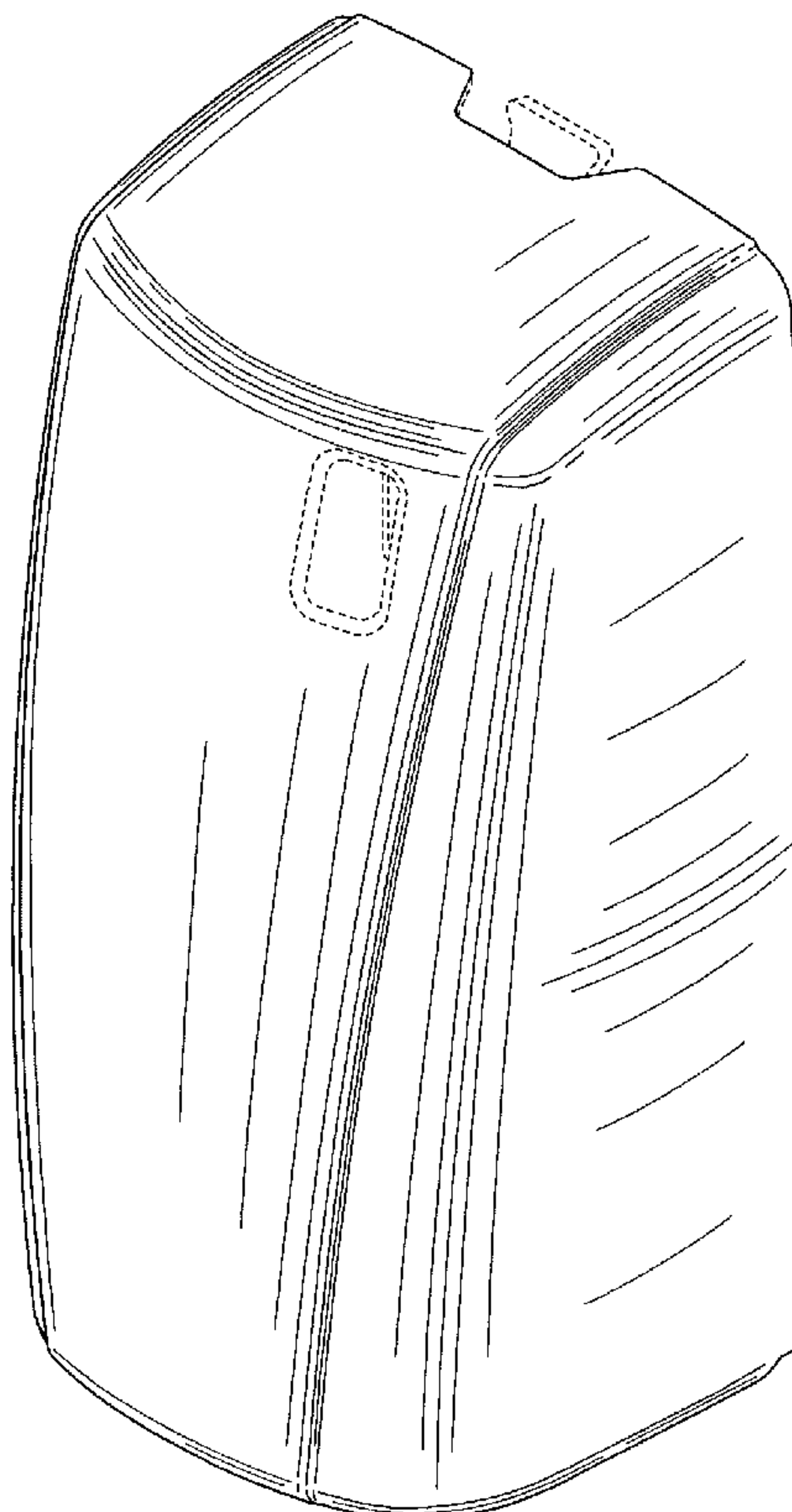
FIG. 5 is a bottom view showing our new design shown in FIG. 1;


FIG. 6 is a back view showing our new design shown in FIG. 1; and,

FIG. 7 is a perspective view showing our new design shown in FIG. 1.

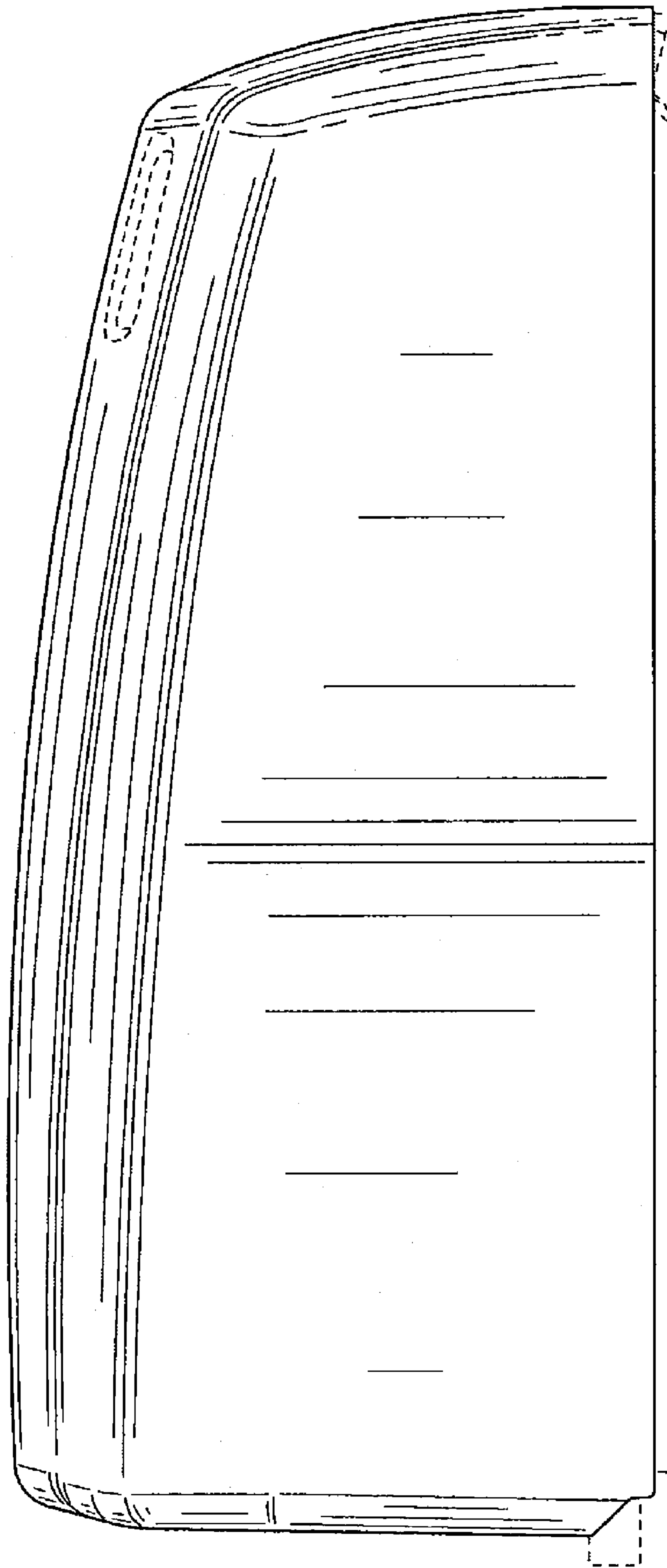
The purpose of broken lines in the drawing is to show environmental structure that forms no part of the patented design.

**1 Claim, 6 Drawing Sheets**






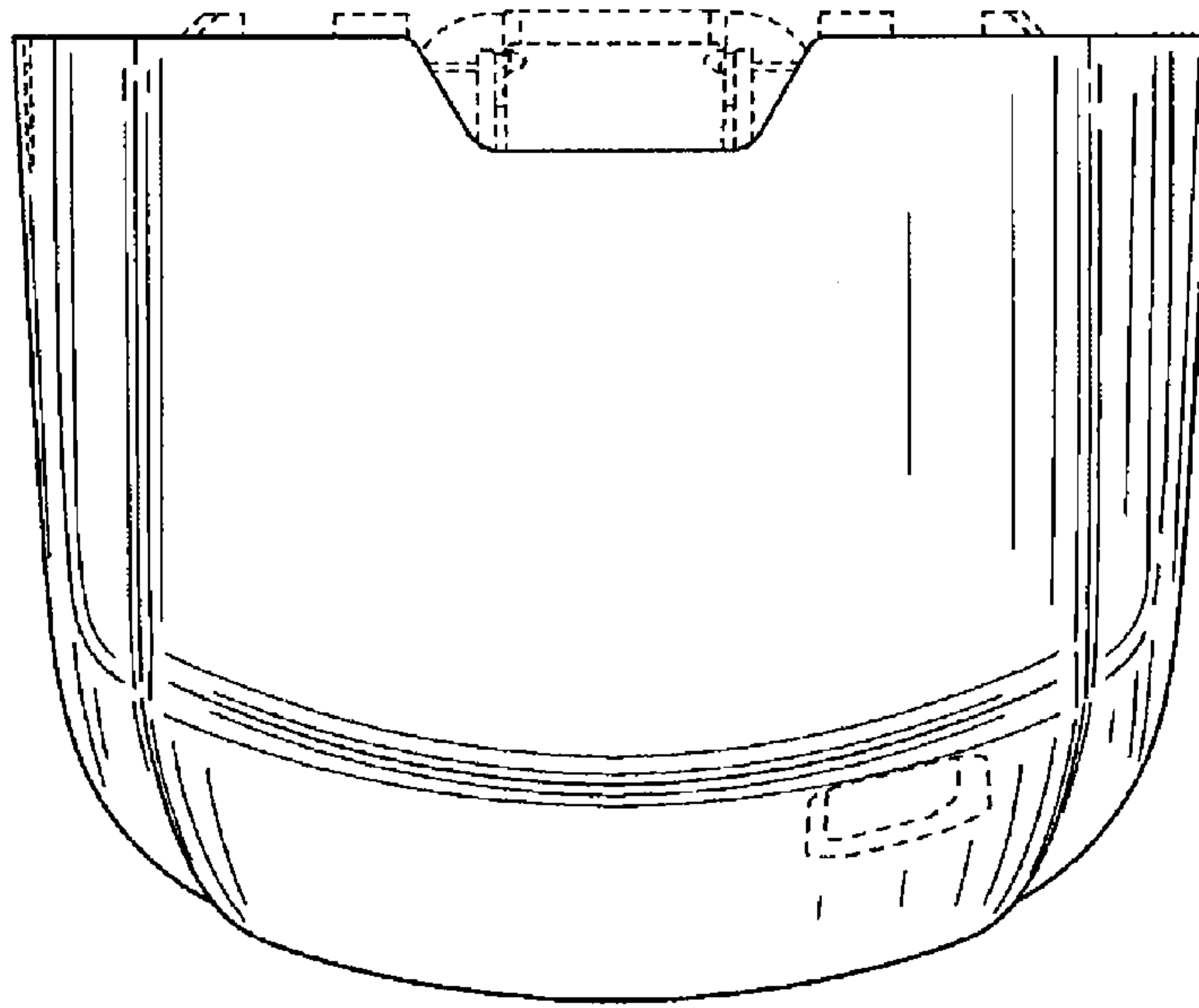
**FIG. 1**



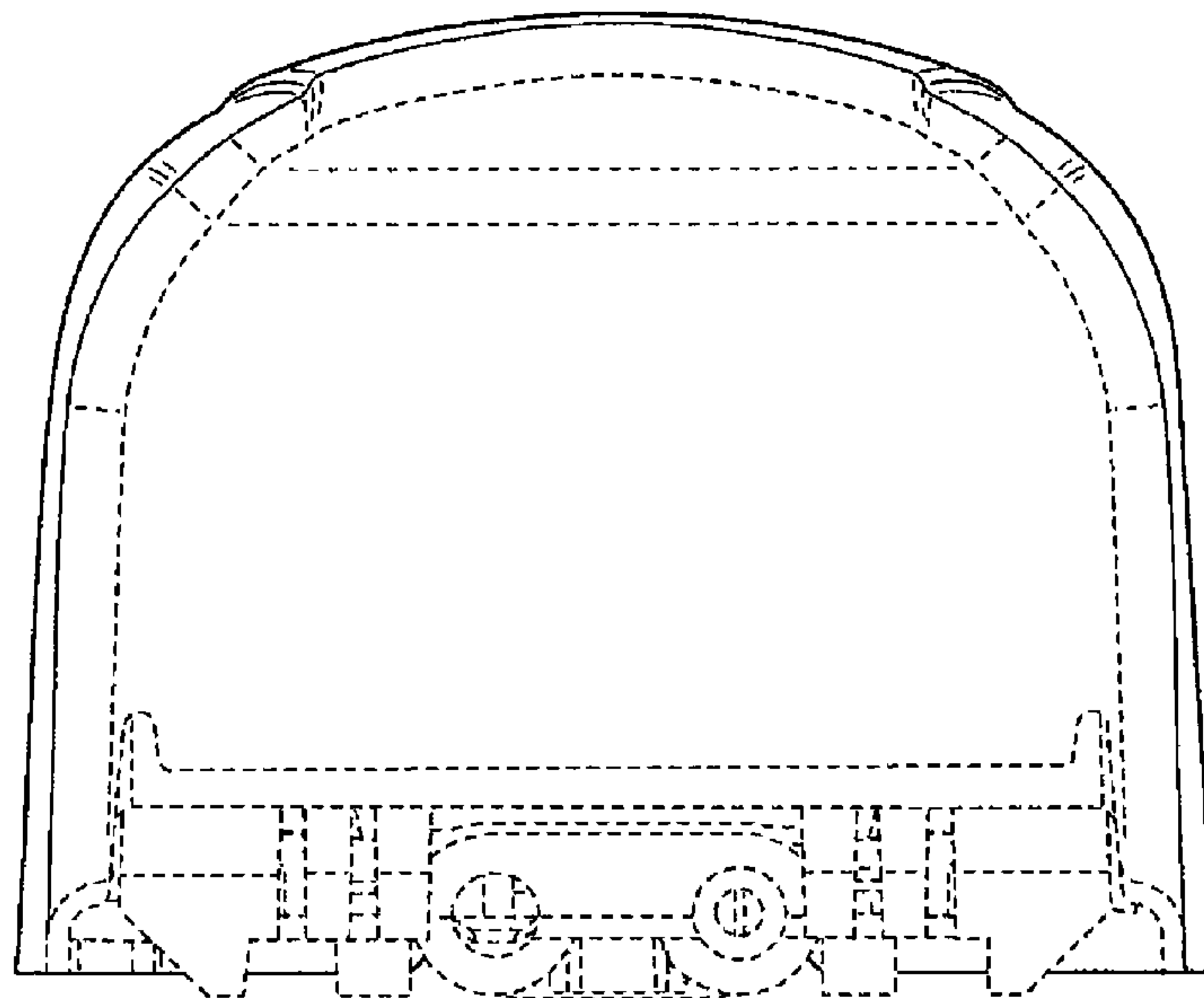
**FIG. 2**



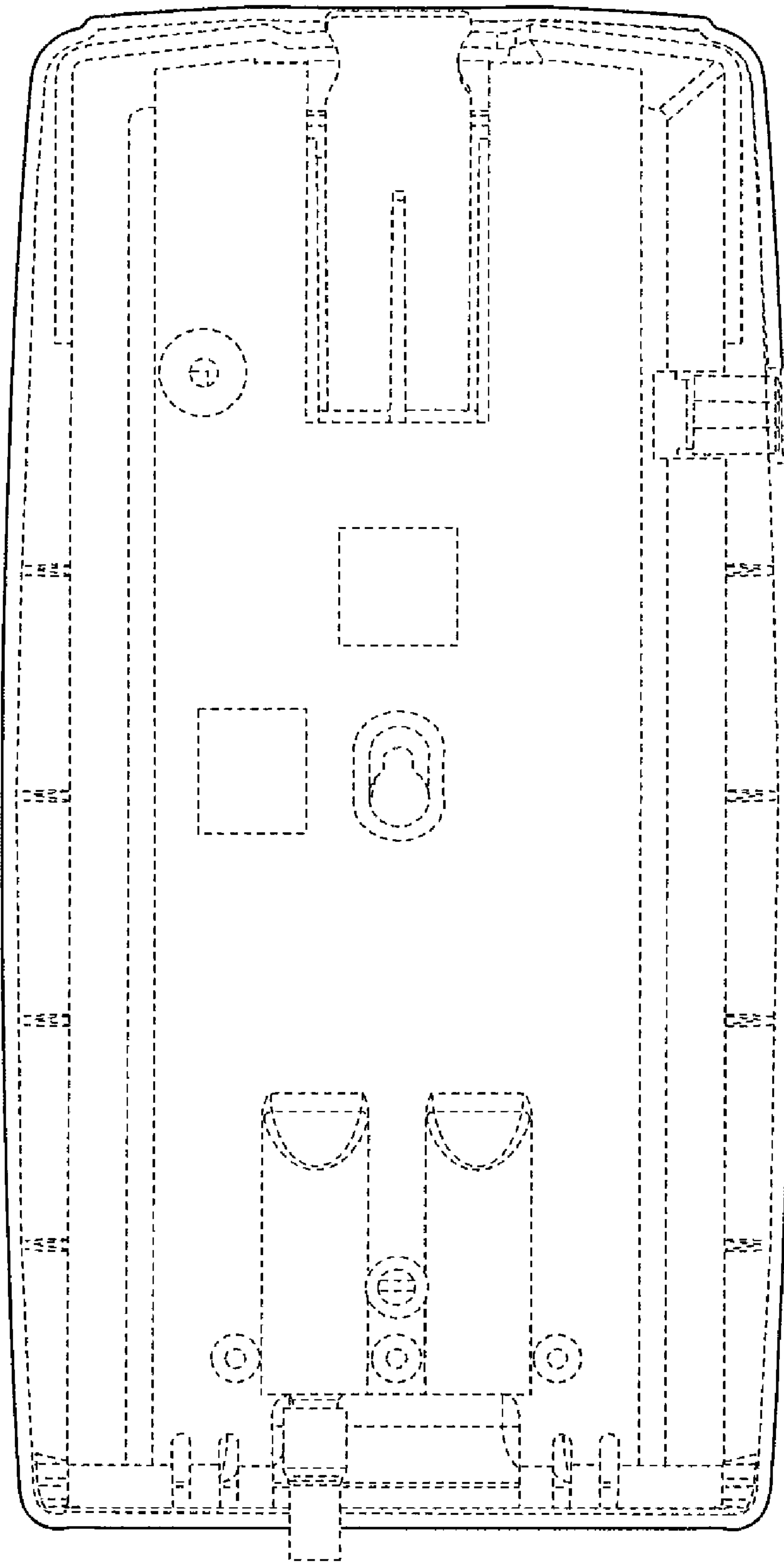
**FIG. 3**



**FIG. 4**

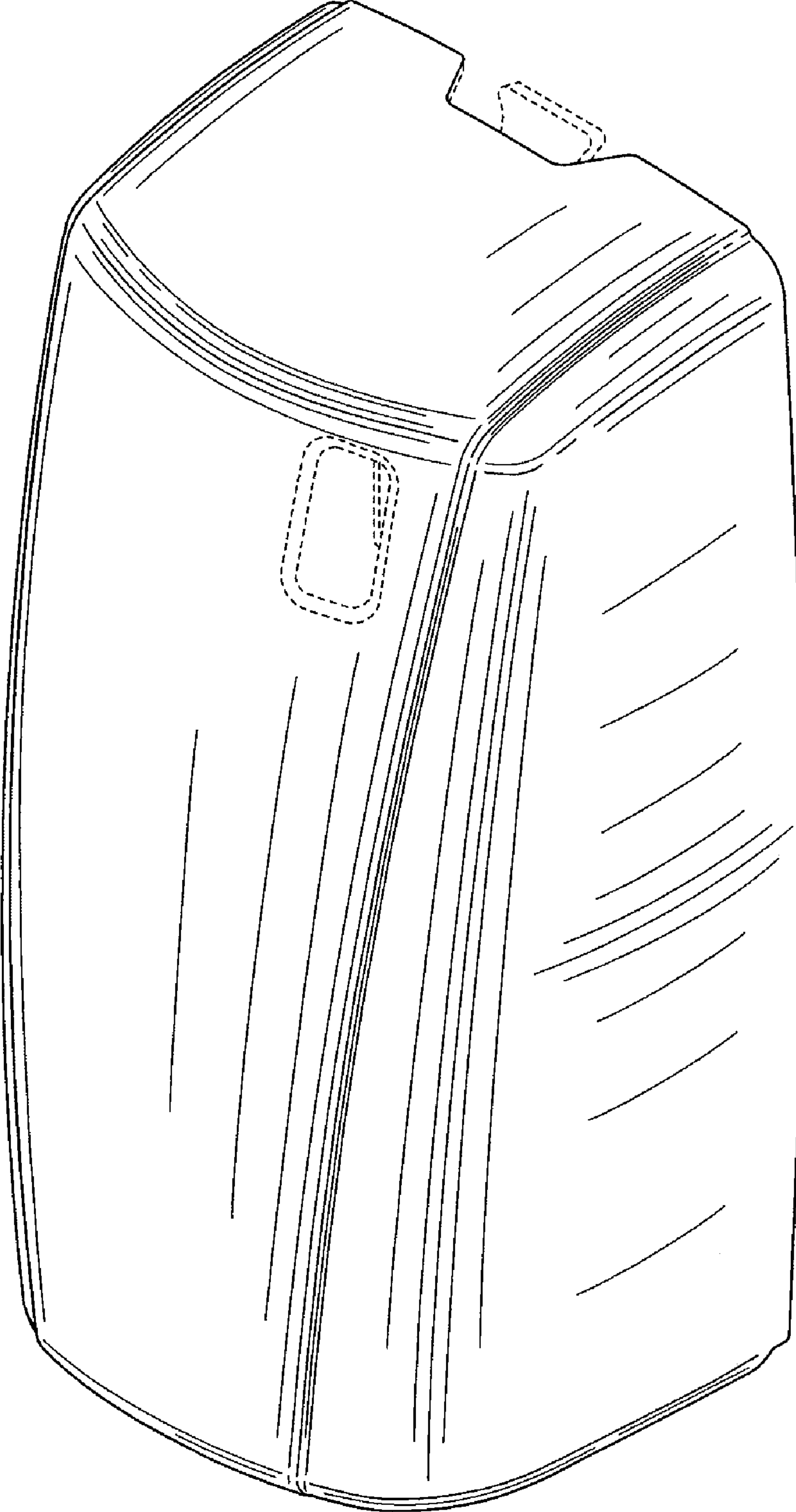


**FIG. 5**



**FIG. 6**





**FIG. 7**