



US00D640344S

(12) **United States Design Patent**
Hadi

(10) **Patent No.:** **US D640,344 S**

(45) **Date of Patent:** **** Jun. 21, 2011**

(54) **FOUNTAIN DIMANI**

D520,102 S * 5/2006 Harbaugh D23/201
D631,129 S * 1/2011 Hadi D23/201
D633,173 S * 2/2011 Vinkemulder et al. D23/201

(76) Inventor: **Mohammed Hadi**, Fort Myers, FL (US)

* cited by examiner

(**) Term: **14 Years**

Primary Examiner — Robin Webster

(21) Appl. No.: **29/384,900**

(57) **CLAIM**

The ornamental design for a fountain dimani, as shown and described.

(22) Filed: **Feb. 4, 2011**

DESCRIPTION

(51) **LOC (9) Cl.** **23-01**

(52) **U.S. Cl.** **D23/201**

(58) **Field of Classification Search** D23/201;
239/17–21; D11/131, 157, 160, 162

See application file for complete search history.

FIG. 1 is a front perspective view for a fountain dimani showing my new and original design;
FIG. 2 is a back perspective view for a fountain dimani showing my new and original design;
FIG. 3 is a front elevation view thereof;
FIG. 4 is a back elevation view thereof;
FIG. 5 is a right side elevation view thereof;
FIG. 6 is a left side elevation view thereof; and,
FIG. 7 is a top view elevation thereof.


View of the bottom side of the fountain dimani has been omitted because such side is flat and devoid of surface ornamentation.

(56) **References Cited**

U.S. PATENT DOCUMENTS

D8,713 S * 10/1875 Tweedle D23/201
D9,353 S * 6/1876 Fiske D23/201
D15,637 S * 12/1884 Moore D23/201
D182,725 S * 5/1958 Kaufman D23/201
D221,337 S * 8/1971 Price D23/201
D262,568 S * 1/1982 Craig D23/201

1 Claim, 7 Drawing Sheets






FIG. 1




FIG. 2




FIG. 3




FIG. 4




FIG. 5




FIG. 6

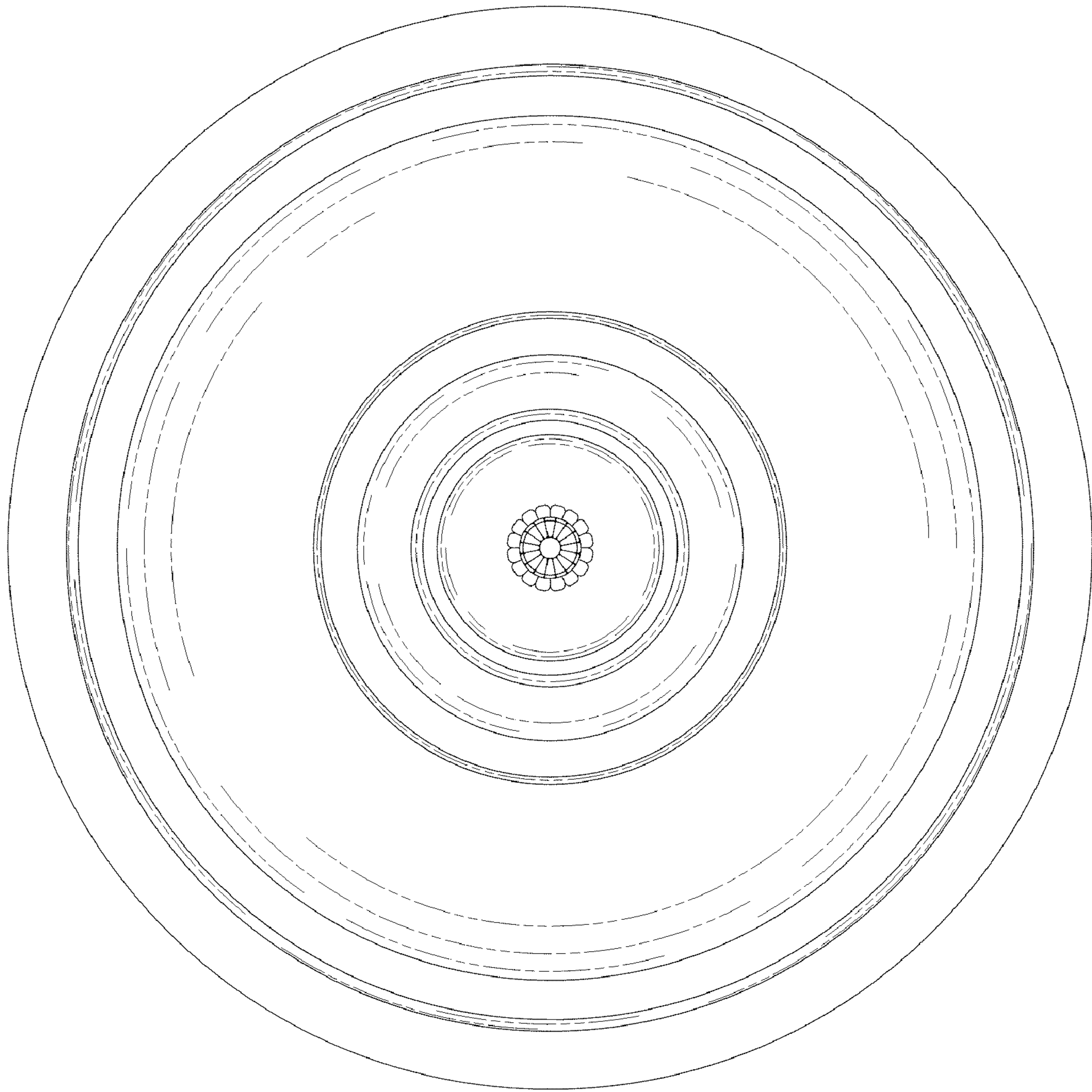


FIG. 7