



US00D640339S

(12) **United States Design Patent**  
**Goldenthal**

(10) **Patent No.:** **US D640,339 S**

(45) **Date of Patent:** **\*\* Jun. 21, 2011**

(54) **BASEBALL PRACTICE BAT**

(76) Inventor: **Steven B. Goldenthal**, West Bloomfield,  
MI (US)

(\*\*) Term: **14 Years**

(21) Appl. No.: **29/370,628**

(22) Filed: **Aug. 16, 2010**

(51) **LOC (9) Cl.** ..... **21-02**

(52) **U.S. Cl.** ..... **D21/725**

(58) **Field of Classification Search** ..... D21/725,  
D21/753, 754, 789; 473/564-568

See application file for complete search history.

(56) **References Cited**

U.S. PATENT DOCUMENTS

D310,114 S \* 8/1990 Catherall ..... D21/725  
5,342,046 A \* 8/1994 Erb ..... 473/568  
D358,185 S \* 5/1995 Hope, II ..... D21/725

D445,859 S \* 7/2001 Pitsenberger ..... D21/725  
D461,213 S \* 8/2002 Smith ..... D21/725  
D590,900 S \* 4/2009 Sass ..... D21/725  
D596,250 S \* 7/2009 Sass ..... D21/725

\* cited by examiner

*Primary Examiner* — Mitchell Siegel

(74) *Attorney, Agent, or Firm* — Alex Rhodes

(57) **CLAIM**

The ornamental design for a baseball practice bat, shown and described.

**DESCRIPTION**

FIG. 1 is a plan view of a baseball practice bat showing my new design.

FIG. 2 is a front view of the baseball practice bat.

FIG. 3 is a left end view of the baseball practice bat; and,

FIG. 4 is a right end view of the baseball practice bat.

**1 Claim, 1 Drawing Sheet**



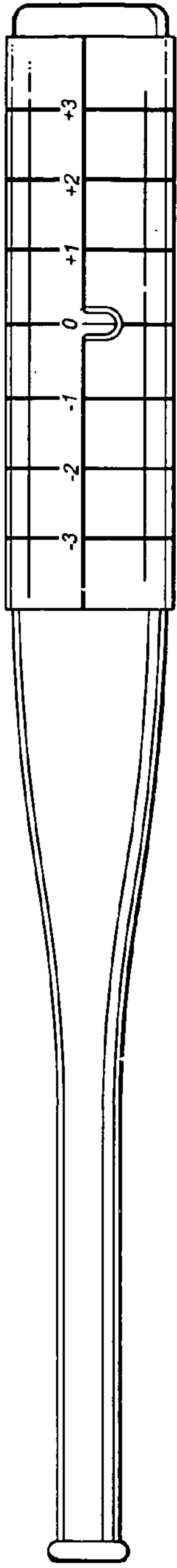


FIG. 1

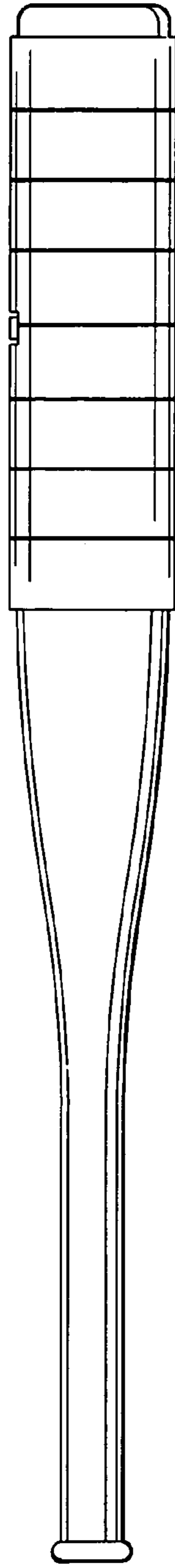


FIG. 2

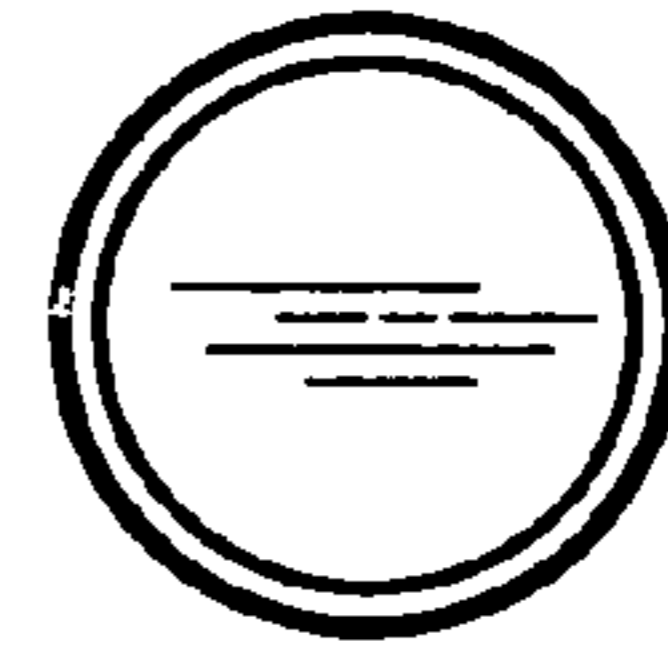


FIG. 3

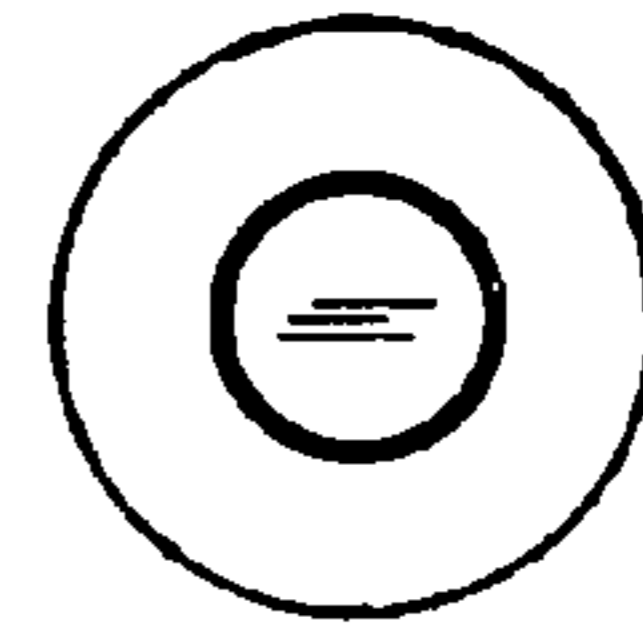


FIG. 4