



US00D640325S

(12) **United States Design Patent**  
**Broen et al.**

(10) **Patent No.:** **US D640,325 S**  
(45) **Date of Patent:** **\*\* Jun. 21, 2011**

(54) **TAPE DISPENSER**

(75) Inventors: **Martin E. Broen**, Milan (IT); **Johannes Bayer**, Balgach (CH); **Marcela S. Iglesias**, Milan (IT); **Jorge C. Ceballos**, Pcia Buenos Aires (AR); **Joel K. Hagglund**, Lonsdale, MN (US); **Shaelyn D. Crutchley**, St. Paul, MN (US)

(73) Assignee: **3M Innovative Properties Company**, St. Paul, MN (US)

(\*\*) Term: **14 Years**

(21) Appl. No.: **29/378,438**

(22) Filed: **Nov. 4, 2010**

(51) **LOC (9) Cl.** ..... **19-02**

(52) **U.S. Cl.** ..... **D19/69**

(58) **Field of Classification Search** ..... D19/70,  
D19/69, 36, 68; 242/588.6, 588.2; 225/77,  
225/6, 56, 39, 26, 25, 19, 11; 206/411; 156/577,  
156/527, 523

See application file for complete search history.

(56) **References Cited**

**U.S. PATENT DOCUMENTS**

D407,115 S \* 3/1999 Baker et al. .... D19/69  
D469,124 S \* 1/2003 Koreska ..... D19/53

D494,623 S \* 8/2004 Huang ..... D19/69  
D502,508 S \* 3/2005 Hung ..... D19/69  
D508,085 S \* 8/2005 Herrmannsen et al. .... D19/69  
D515,136 S \* 2/2006 Herrmannsen et al. .... D19/69  
D540,870 S \* 4/2007 Porcini et al. .... D19/69  
D541,864 S \* 5/2007 Porcini et ..... D19/69  
D573,646 S \* 7/2008 Wolff et al. .... D19/69  
D601,630 S \* 10/2009 Wu ..... D19/69  
D611,992 S \* 3/2010 Ariga ..... D19/69  
D615,592 S \* 5/2010 Shaha et al. .... D19/69

\* cited by examiner

*Primary Examiner* — Austin Murphy

(74) *Attorney, Agent, or Firm* — Lisa P. Fulton

(57) **CLAIM**

The ornamental design for a tape dispenser, as shown and described.

**DESCRIPTION**

FIG. 1 is a perspective view of a tape dispenser showing the new design;

FIG. 2 is a front view thereof;

FIG. 3 is a rear view thereof.

FIG. 4 is a top view thereof;

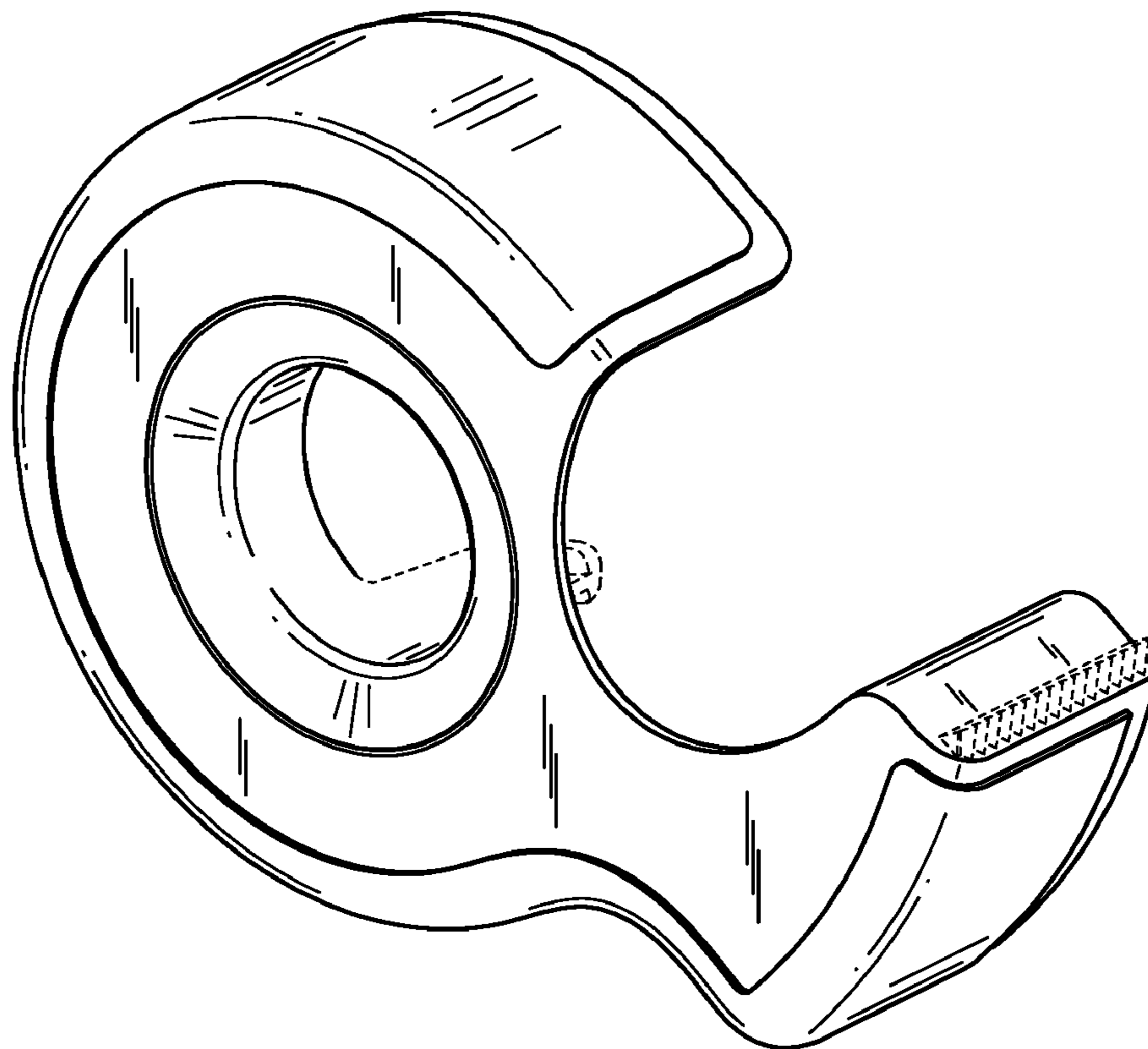
FIG. 5 is a bottom view thereof;

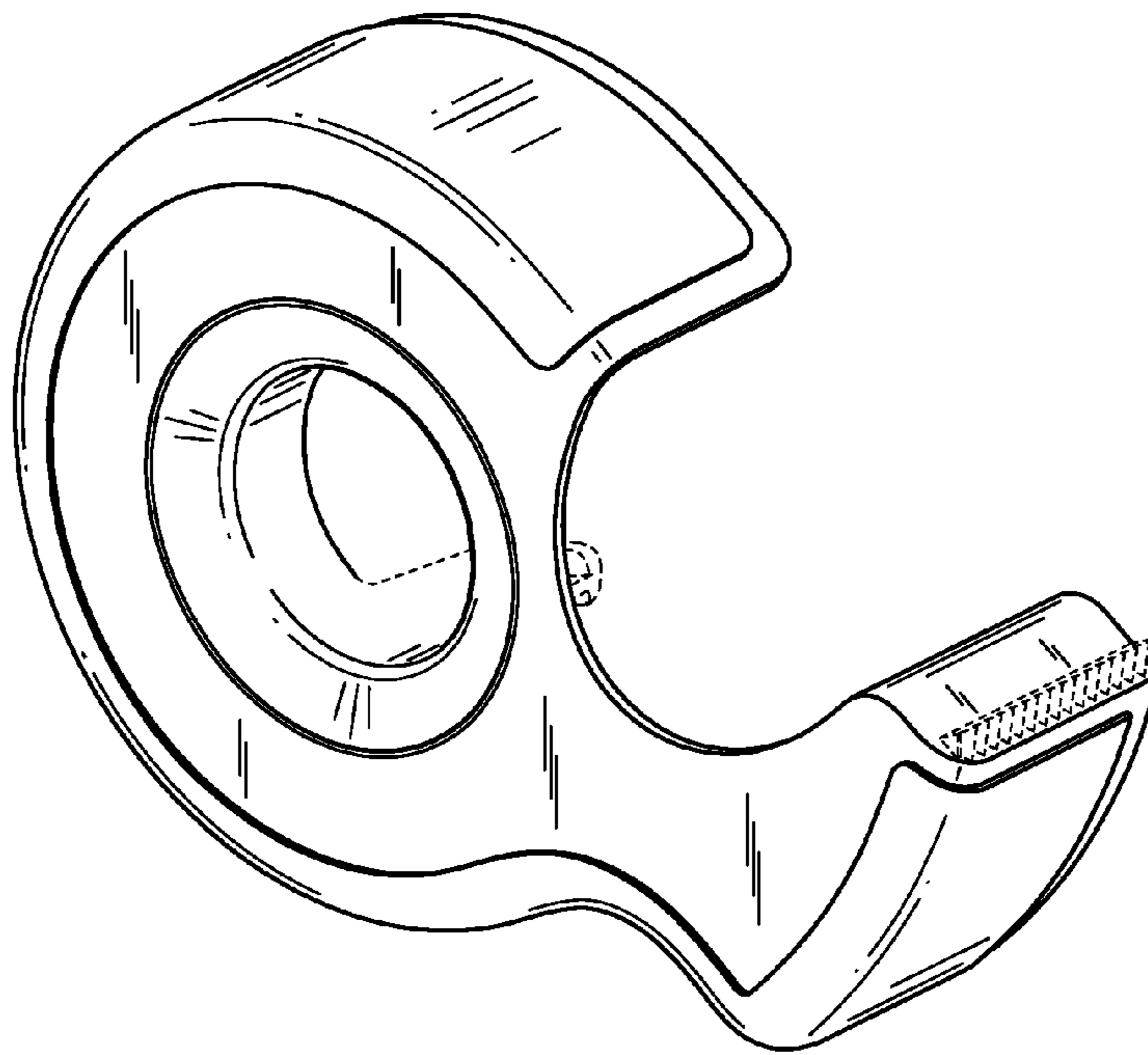
FIG. 6 is a side view thereof; and,

FIG. 7 is another side view thereof.

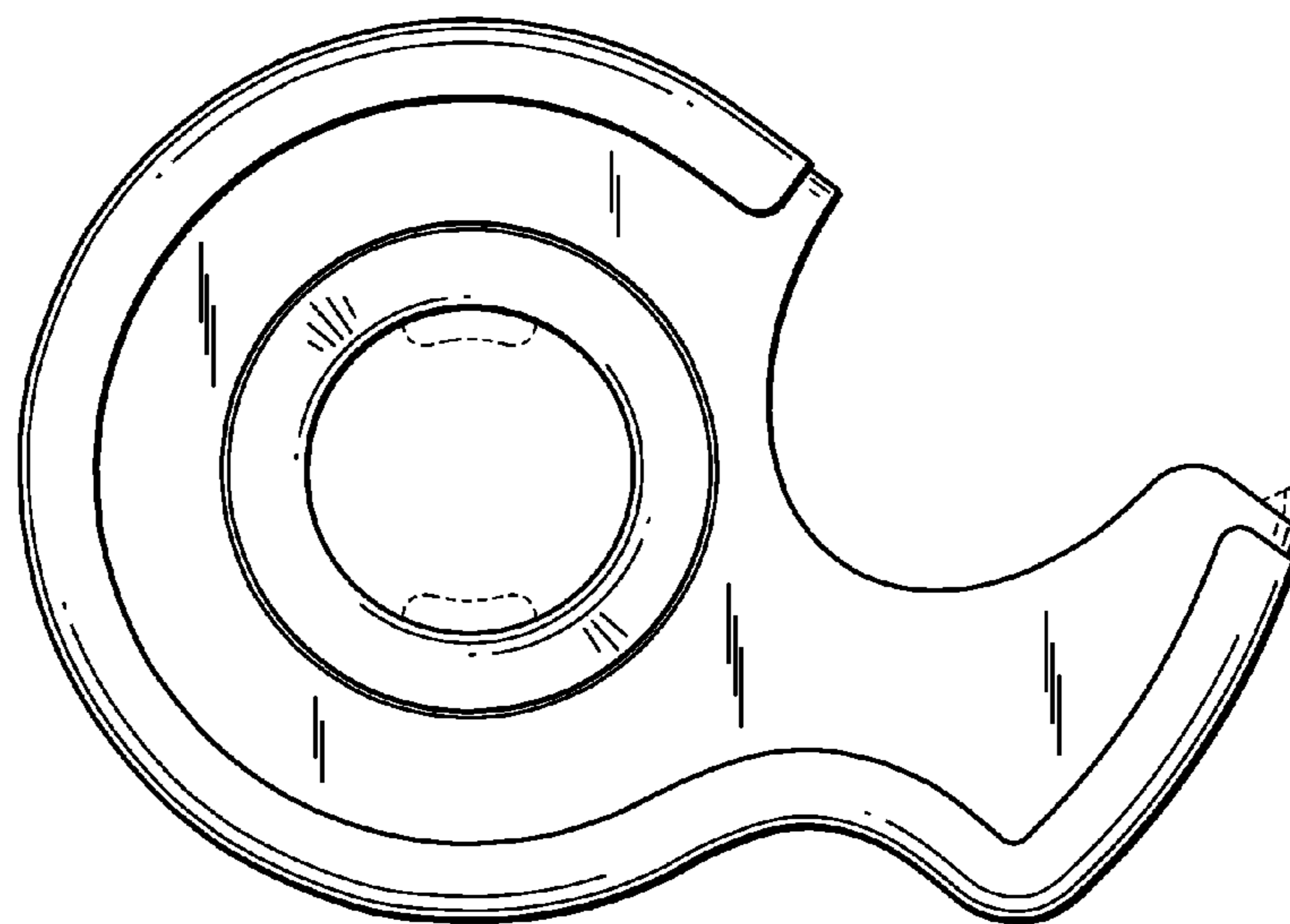
The structure depicted by means of broken lines in the figures has been shown for illustrative purposes only and forms no part of the claimed design.

**1 Claim, 3 Drawing Sheets**

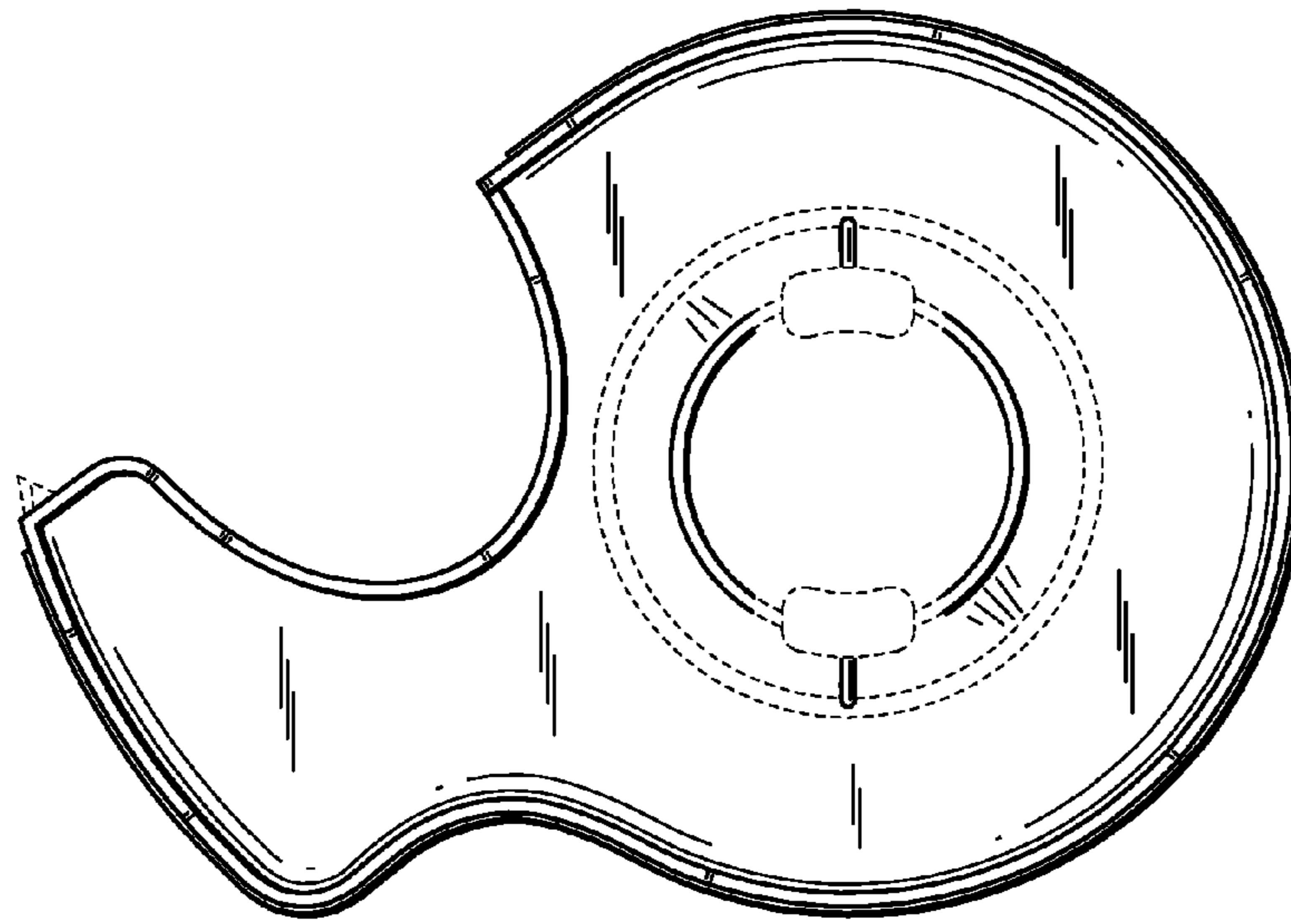




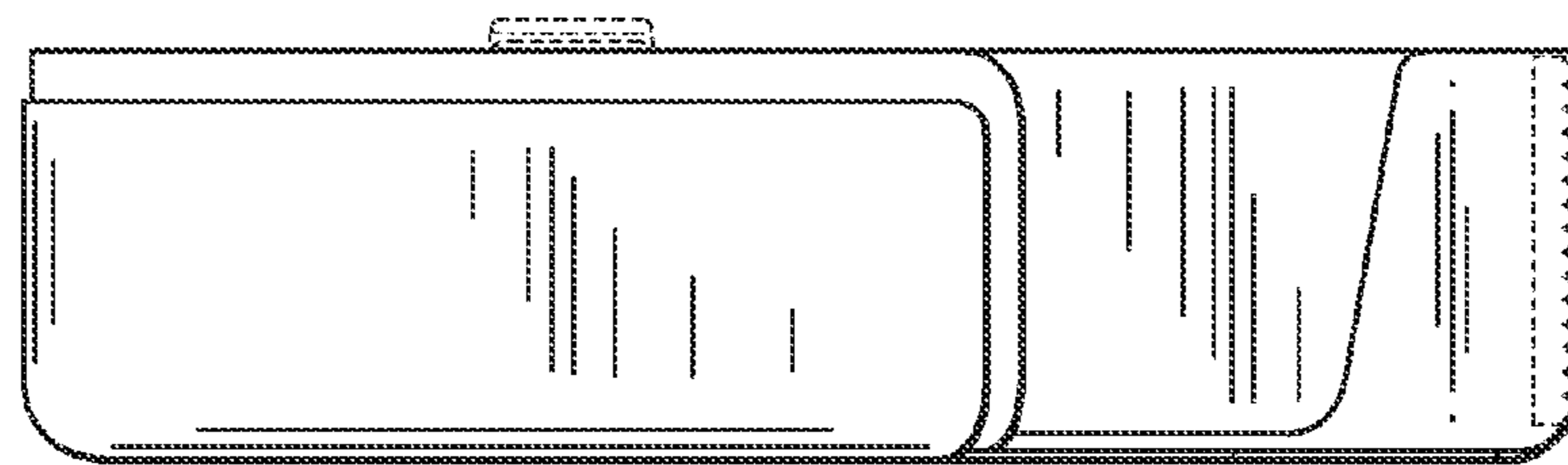
*Fig. 1*



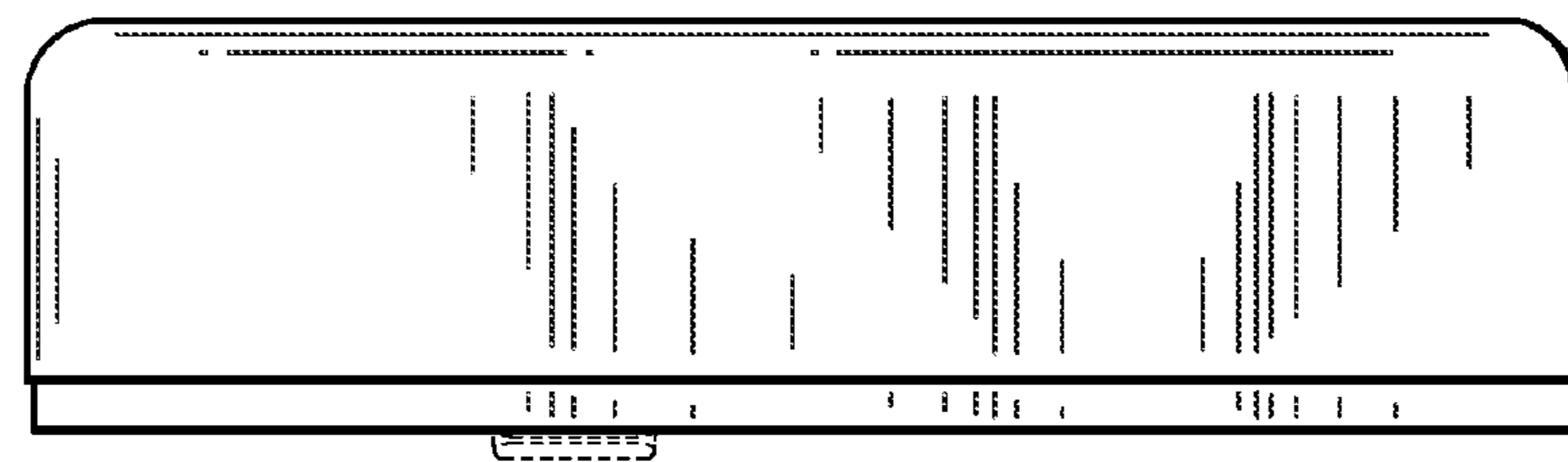
*Fig. 2*




*Fig. 3*



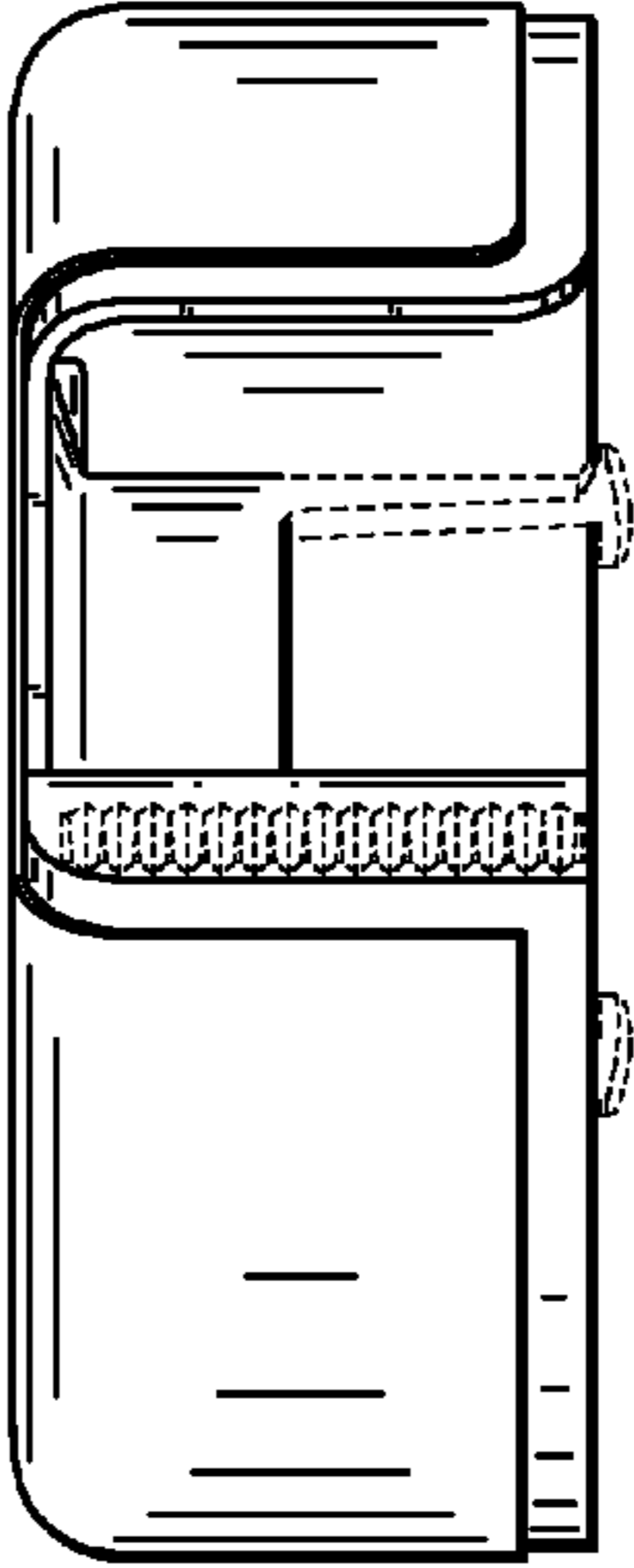
*Fig. 4*



*Fig. 5*



*Fig. 6*



*Fig. 7*

UNITED STATES PATENT AND TRADEMARK OFFICE  
**CERTIFICATE OF CORRECTION**

PATENT NO. : D640,325 S  
APPLICATION NO. : 29/378438  
DATED : June 21, 2011  
INVENTOR(S) : Martin Eduardo Broen et al.

Page 1 of 1

It is certified that error appears in the above-identified patent and that said Letters Patent is hereby corrected as shown below:

On the Title Page

Column 2 (Description)

Line 4; Delete "thereof." and insert -- thereof; --, therefor.

Signed and Sealed this  
First Day of October, 2013



Teresa Stanek Rea  
*Deputy Director of the United States Patent and Trademark Office*