



US00D640316S

(12) **United States Design Patent**
Mattellone

(10) **Patent No.:** **US D640,316 S**
(45) **Date of Patent:** **** Jun. 21, 2011**

(54) **SPECTACLES FRAME**

(75) Inventor: **Doriano Mattellone**, frazione Lauzacco
(IT)

(73) Assignee: **Mattellone S.R.L.**, Trivignano Udinese
(IT)

(**) Term: **14 Years**

(21) Appl. No.: **29/369,378**

(22) Filed: **Sep. 8, 2010**

(30) **Foreign Application Priority Data**

Mar. 12, 2010 (EM) RCD 1201495-0001

(51) **LOC (9) Cl.** **16-06**

(52) **U.S. Cl.** **D16/327; D16/328**

(58) **Field of Classification Search** D16/101,
D16/300-342; D29/109-110; D24/110.2;
351/41, 44, 51-52, 62, 158, 92, 103-123,
351/140, 153, 45-46; 2/426-432, 447-449,
2/441, 434-437, 13, 15; D21/483, 659-661

See application file for complete search history.

(56) **References Cited**

U.S. PATENT DOCUMENTS

D190,971 S *	7/1961	Rabb	D16/303
D206,911 S *	2/1967	Ramp	D16/328
3,535,028 A *	10/1970	Faas	351/61
D280,830 S *	10/1985	Levoy	D16/328
D362,009 S *	9/1995	Feinbloom	D16/309

* cited by examiner

Primary Examiner — Raphael Barkai

(74) *Attorney, Agent, or Firm* — Flaster/Greenberg P.C.


(57) **CLAIM**

The ornamental design for spectacles frame, as shown and described.

DESCRIPTION

FIG. 1 is a perspective view of spectacles frame;
FIG. 2 is a side view of spectacles frames of FIG. 1;
FIG. 3 is a rear view of spectacles frame of FIG. 1;
FIG. 4 is a top view of the spectacles frame of FIG. 1;
FIG. 5 is a perspective detail view of the spectacles frame of FIG. 1;
FIG. 6 is a perspective detail view of the spectacles frame of FIG. 1; and,
FIG. 7 is a detail view of the edge of the spectacles frame of FIG. 1.

1 Claim, 3 Drawing Sheets






Figure 1

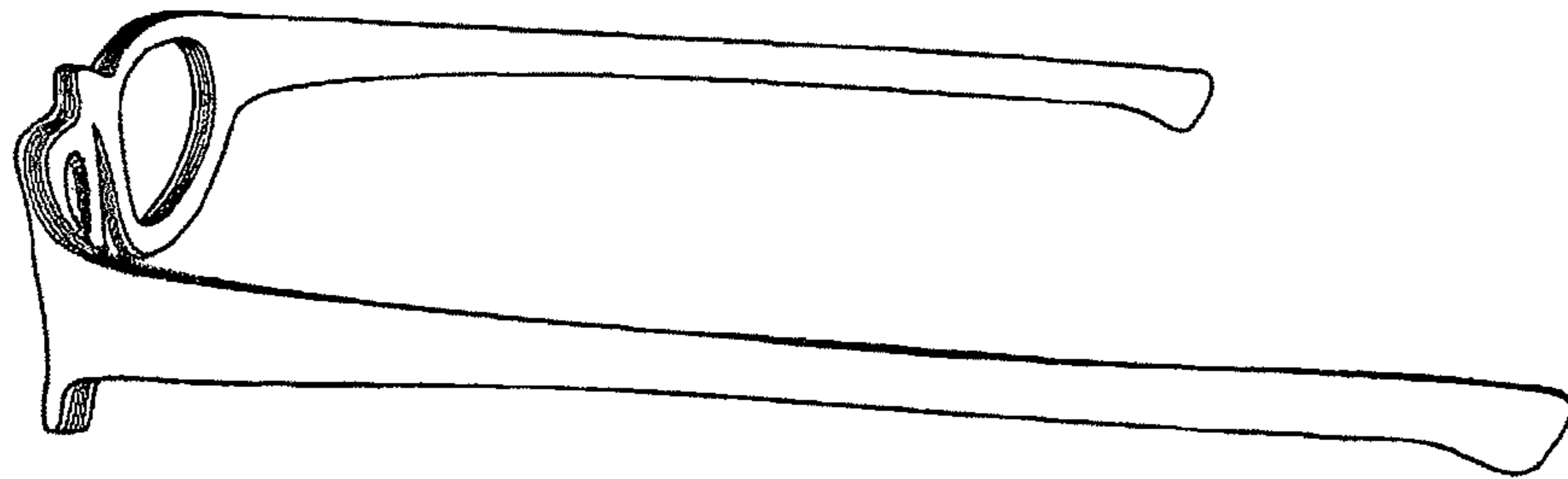


Figure 2




Figure 3

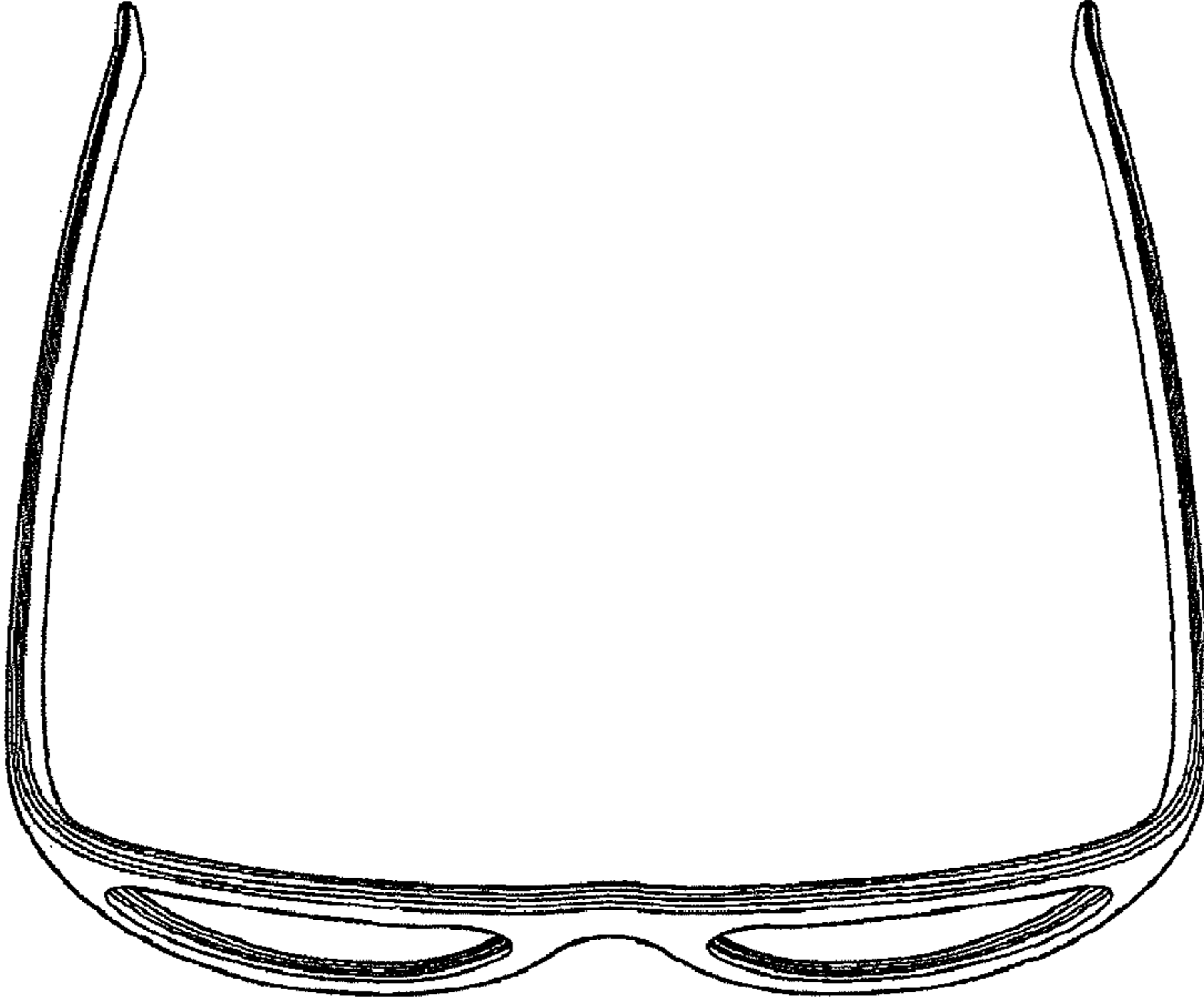


Figure 4

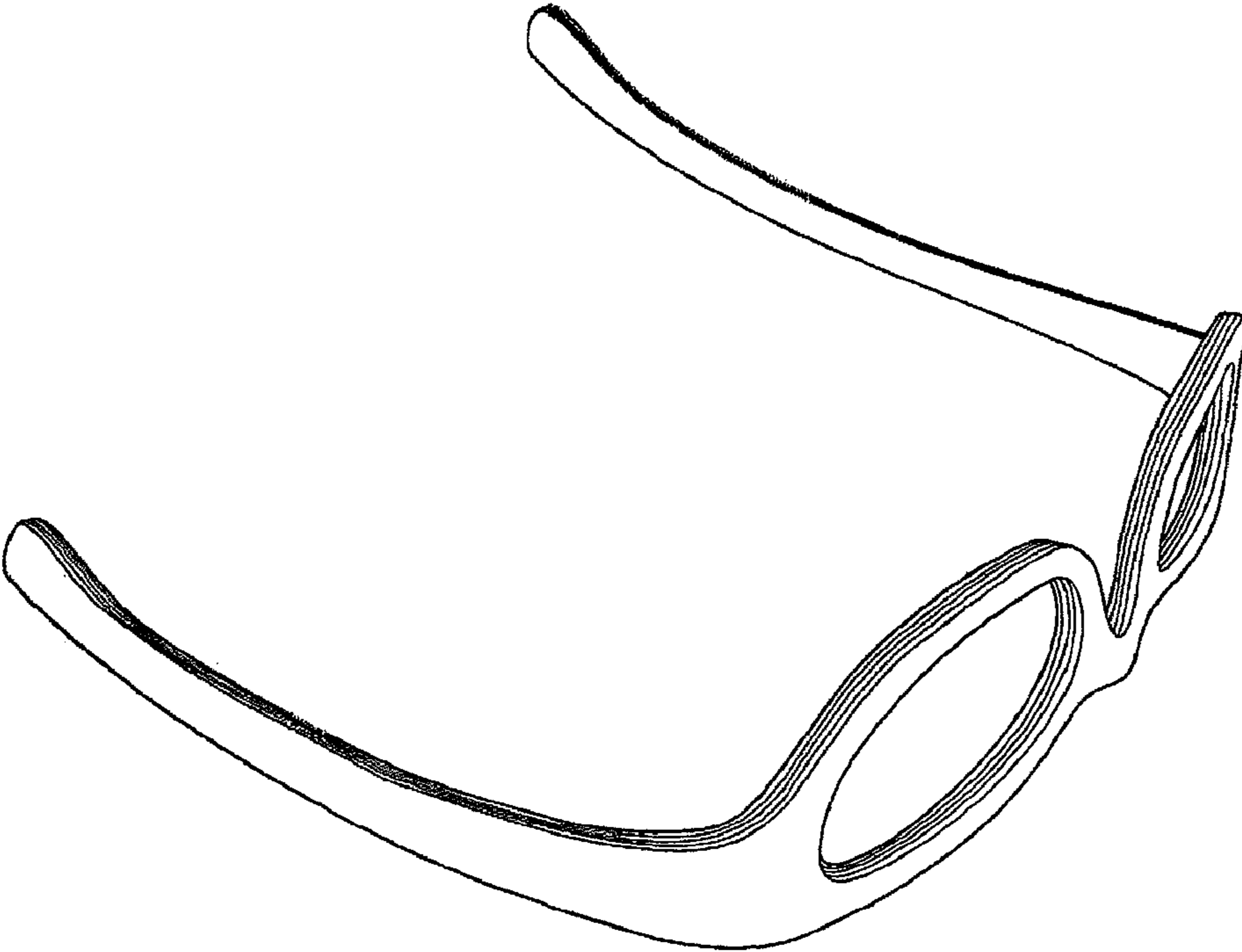


Figure 5

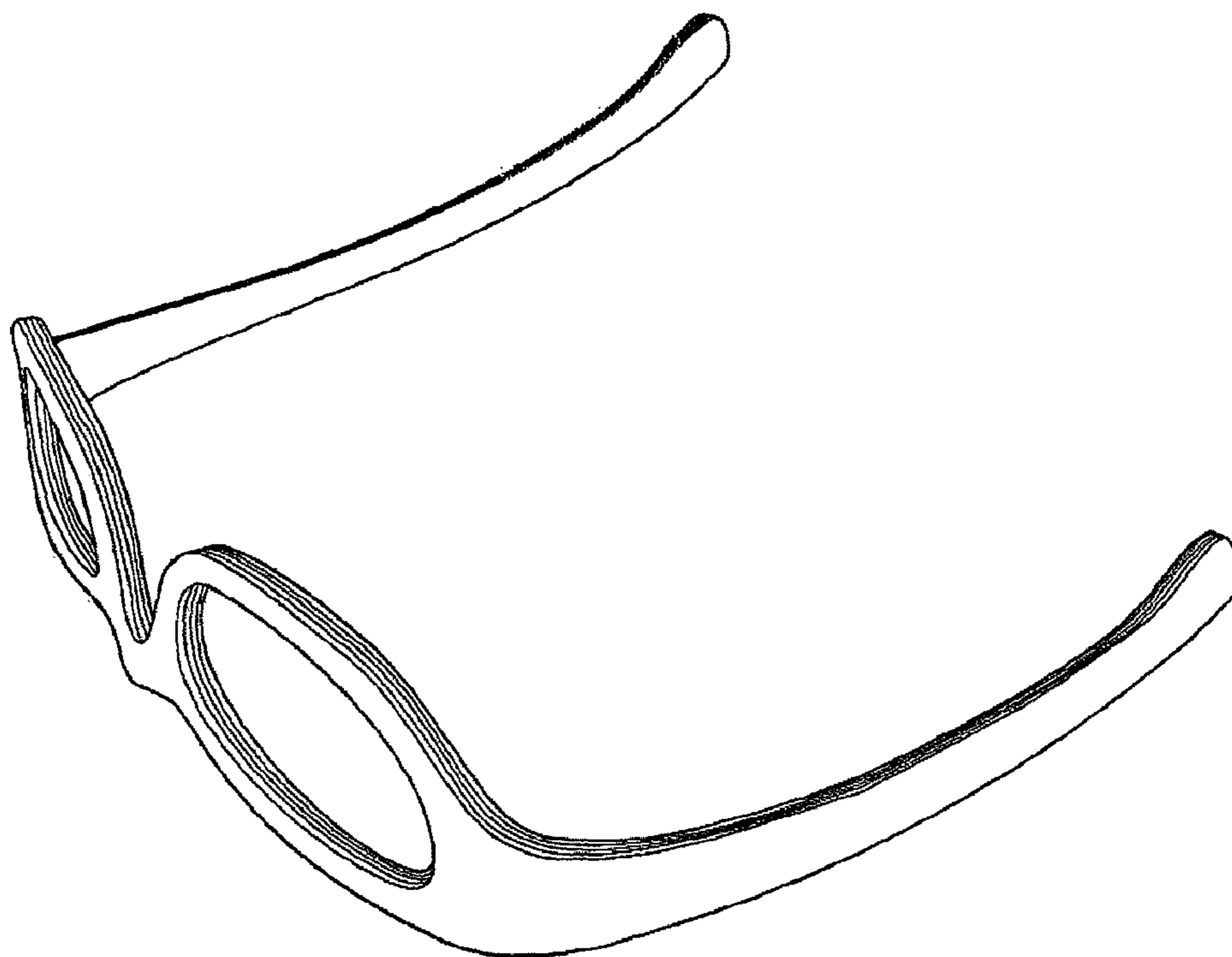


Figure 6




Figure 7