



US00D640314S

(12) **United States Design Patent**
Yang

(10) **Patent No.:** **US D640,314 S**
(45) **Date of Patent:** **** Jun. 21, 2011**

(54) **EYEGLASSES**

(56) **References Cited**

(75) Inventor: **Shun-Tien Yang**, Tainan Hsien (TW)

(73) Assignee: **All-Logic Int. Co., Ltd.**, Yung-Kang,
Tainan Hsien (TW)

(**) Term: **14 Years**

(21) Appl. No.: **29/382,749**

(22) Filed: **Jan. 6, 2011**

(30) **Foreign Application Priority Data**

Jul. 16, 2010 (TW) 99303531

(51) **LOC (9) Cl.** **16-06**

(52) **U.S. Cl.** **D16/326; D16/101**

(58) **Field of Classification Search** D16/101,
D16/300-342; D29/109-110; D24/110.2;
351/41, 44, 51-52, 62, 158, 92, 103-123,
351/140, 153, 45-46; 2/426-432, 447-449,
2/441, 434-437, 13, 15; D21/483, 659-661,
D21/598

See application file for complete search history.

U.S. PATENT DOCUMENTS

D395,910 S *	7/1998	Brune et al.	D16/326
D464,366 S *	10/2002	Chiou	D16/326
D473,257 S *	4/2003	Chen	D16/311
D531,655 S *	11/2006	Mangum	D16/326
D551,694 S *	9/2007	Hester	D16/326
D567,844 S *	4/2008	Miklitarian	D16/326
D622,757 S *	8/2010	Mouclier	D16/326
D633,553 S *	3/2011	Cheng	D16/326

* cited by examiner

Primary Examiner — Raphael Barkai

(74) *Attorney, Agent, or Firm* — Marger Johnson &
McCullom PC

(57) **CLAIM**

The ornamental design for eyeglasses, as shown and described.

DESCRIPTION

FIG. 1 is a perspective view of eyeglasses showing my new design;

FIG. 2 is a front elevational view thereof;

FIG. 3 is a rear elevational view thereof;

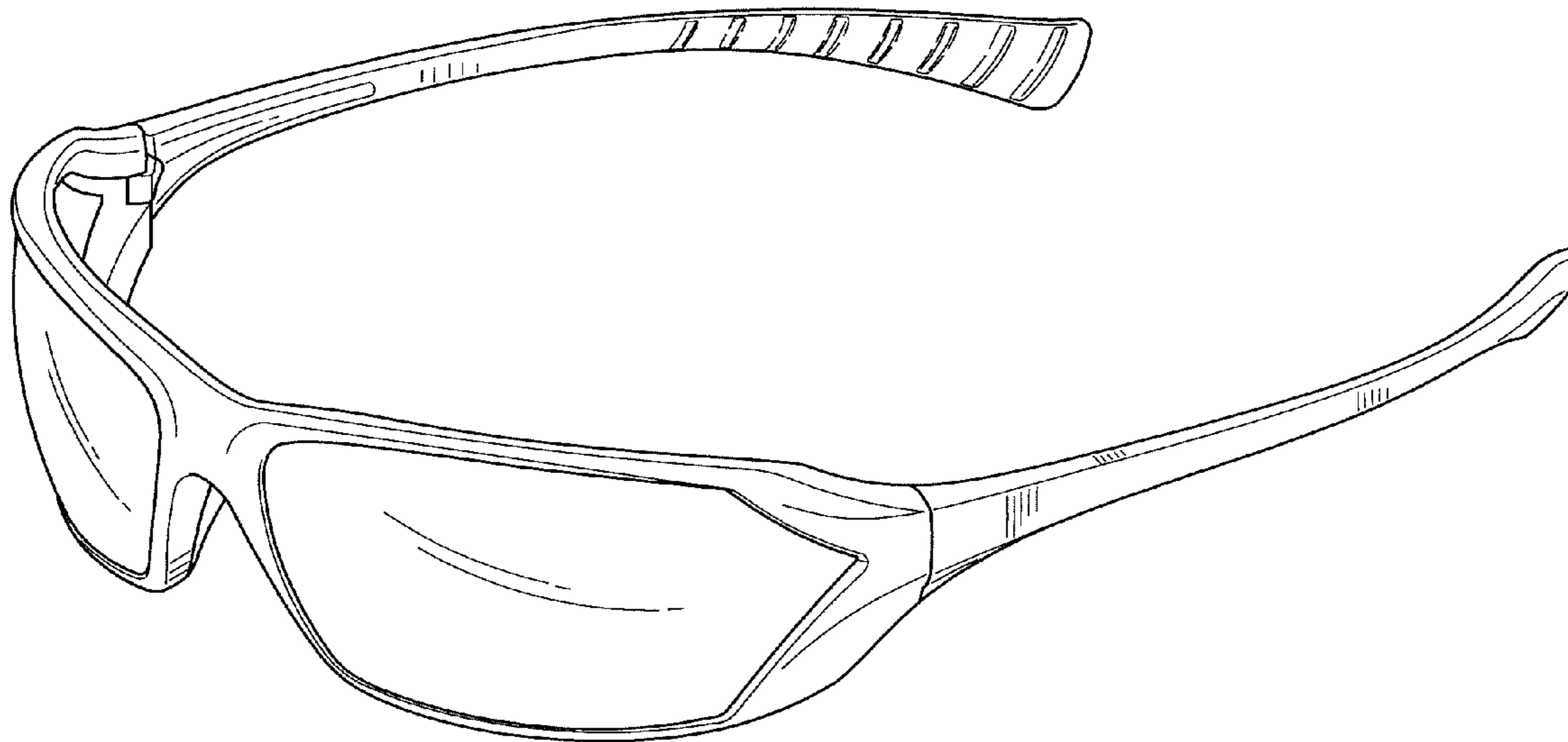
FIG. 4 is a left side elevational view thereof;

FIG. 5 is a right side elevational view thereof;

FIG. 6 is a top plan view thereof; and,

FIG. 7 is a bottom plan view thereof.

1 Claim, 6 Drawing Sheets



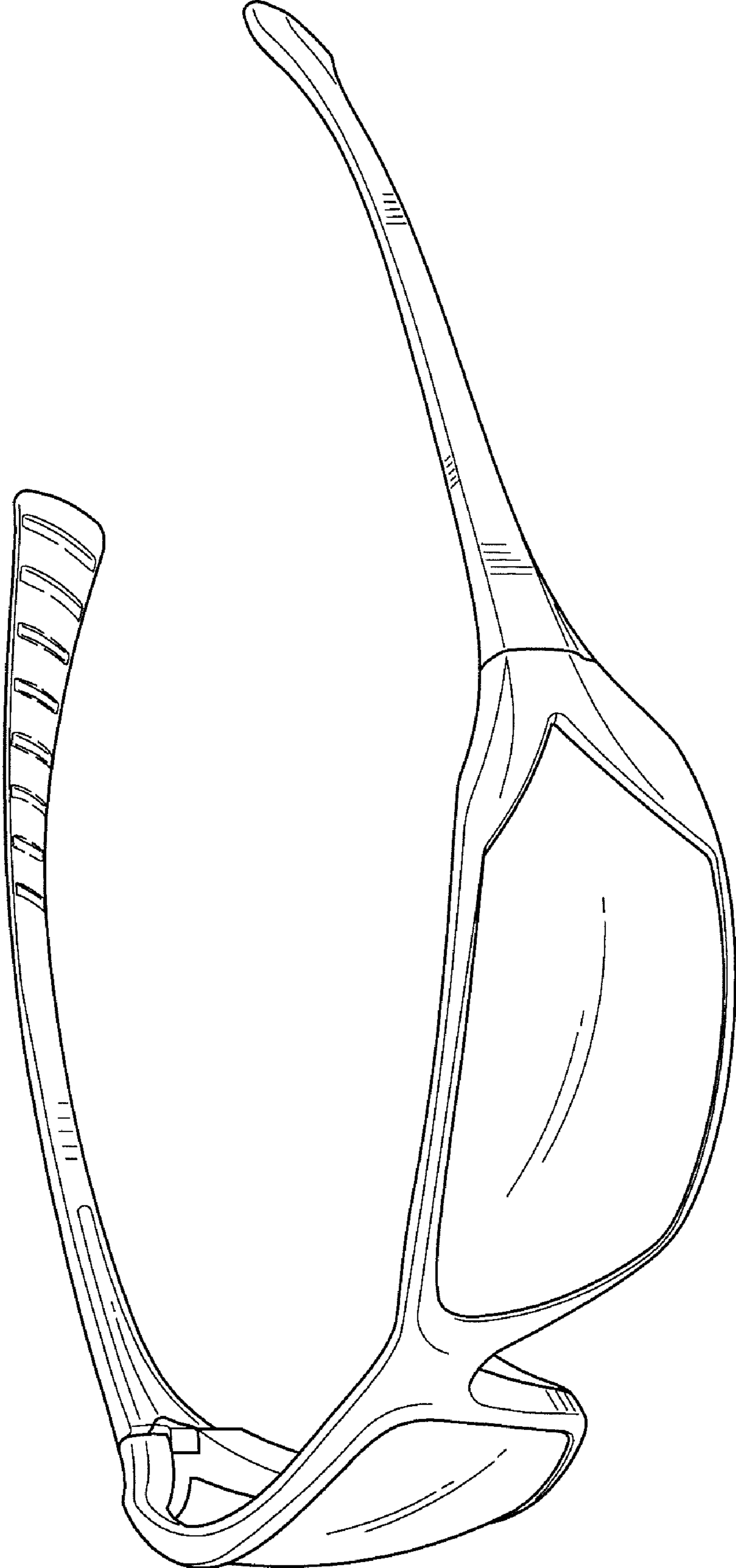


FIG. 1

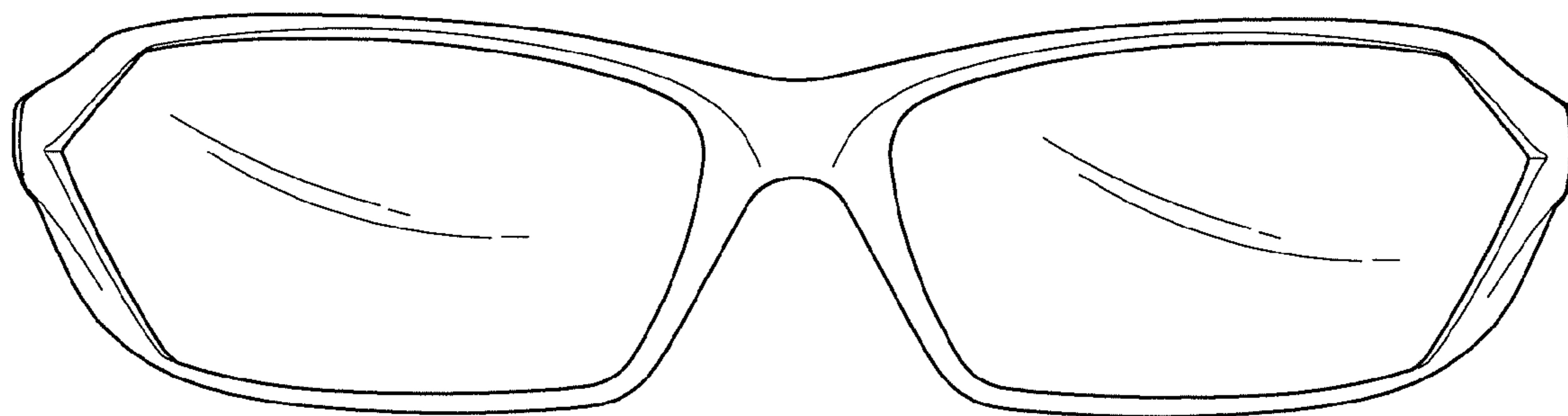


FIG. 2

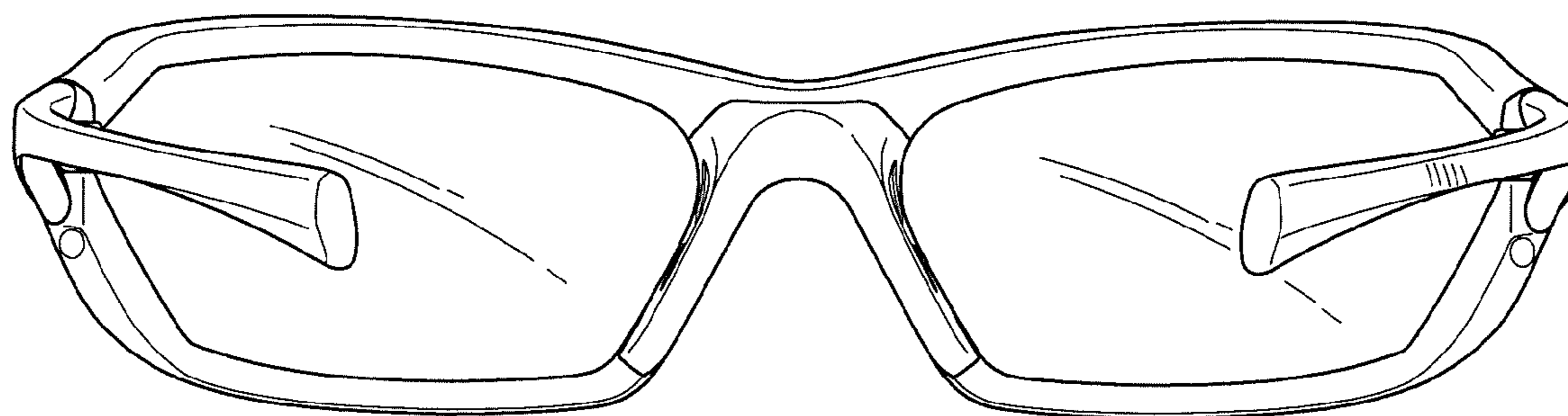


FIG. 3

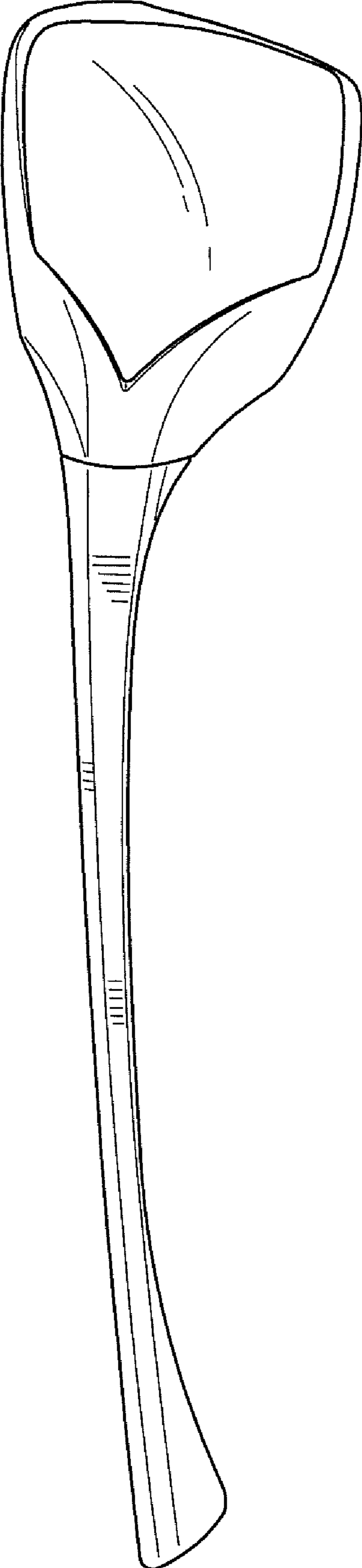


FIG. 4

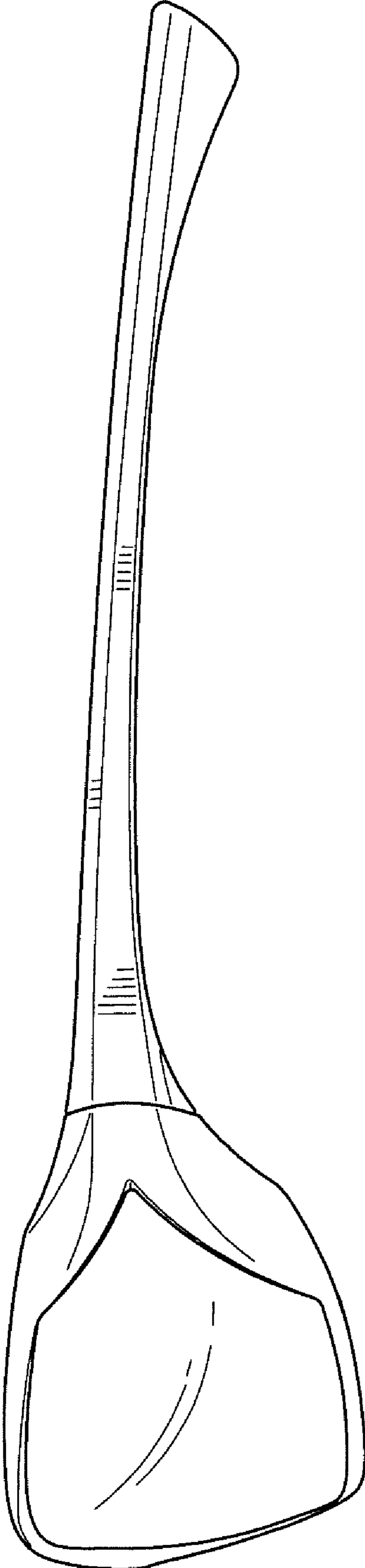


FIG. 5

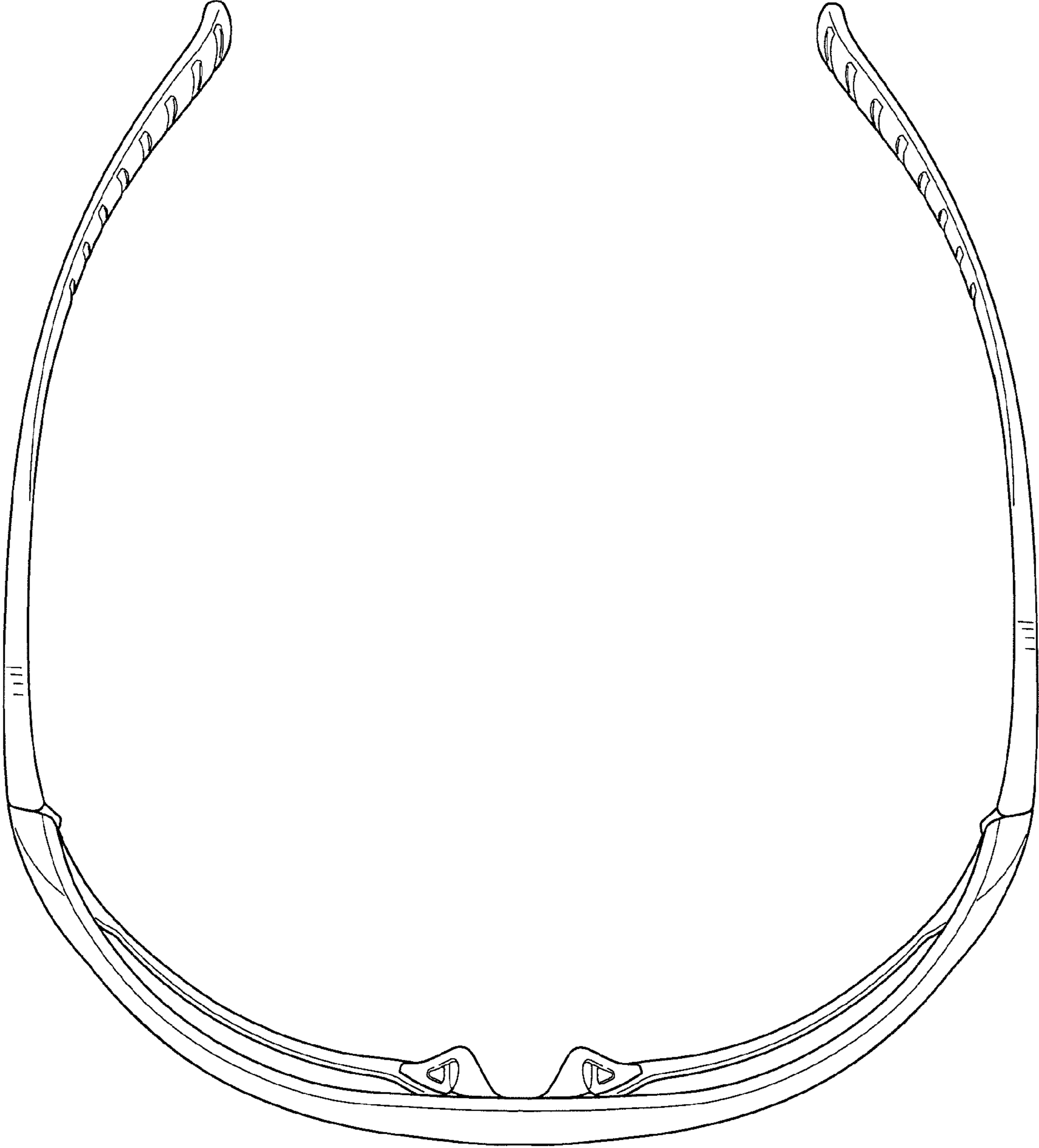


FIG. 6




FIG. 7