



US00D640313S

(12) **United States Design Patent**
Sheldon

(10) **Patent No.:** **US D640,313 S**

(45) **Date of Patent:** **** Jun. 21, 2011**

(54) **EYEGLASSES**

(76) Inventor: **Brent Sheldon**, Montreal (CA)

(**) Term: **14 Years**

(21) Appl. No.: **29/377,380**

(22) Filed: **Oct. 20, 2010**

(51) **LOC (9) Cl.** **16-06**

(52) **U.S. Cl.** **D16/326**

(58) **Field of Classification Search** D16/101,
D16/300-342; D29/109-110; D24/110.2;
351/41, 44, 51-52, 62, 158, 92, 103-123,
351/140, 153, 45-46; 2/426-432, 447-449,
2/441, 434-437, 13, 15; D21/483, 659-661,
D21/598

See application file for complete search history.

(56) **References Cited**

U.S. PATENT DOCUMENTS

D488,499 S * 4/2004 Mage D16/326
D534,573 S * 1/2007 Mage D16/326
D549,270 S * 8/2007 Daems et al. D16/321

D561,810 S * 2/2008 Fox et al. D16/325
D575,323 S * 8/2008 Jannard et al. D16/326
D594,052 S * 6/2009 Yang D16/326
D595,333 S * 6/2009 Markovitz et al. D16/326

* cited by examiner

Primary Examiner — Raphael Barkai


(57) **CLAIM**


The ornamental design for the eyeglasses, as shown and described.

DESCRIPTION

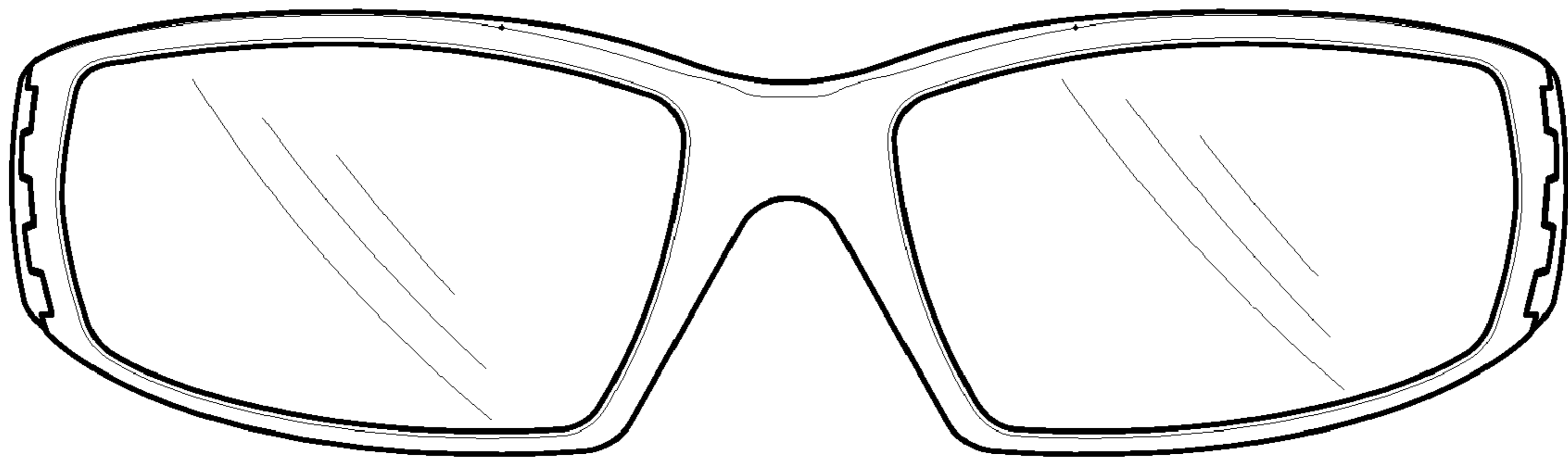
FIG. 1 is a perspective view of the eyeglasses showing my new design;
FIG. 2 is a front elevation view thereof;
FIG. 3 is a rear elevation view thereof;
FIG. 4 is a left side elevation view thereof;
FIG. 5 is a right side elevation view thereof;
FIG. 6 is a top plan view thereof; and,
FIG. 7 is a bottom plan view thereof.

1 Claim, 7 Drawing Sheets

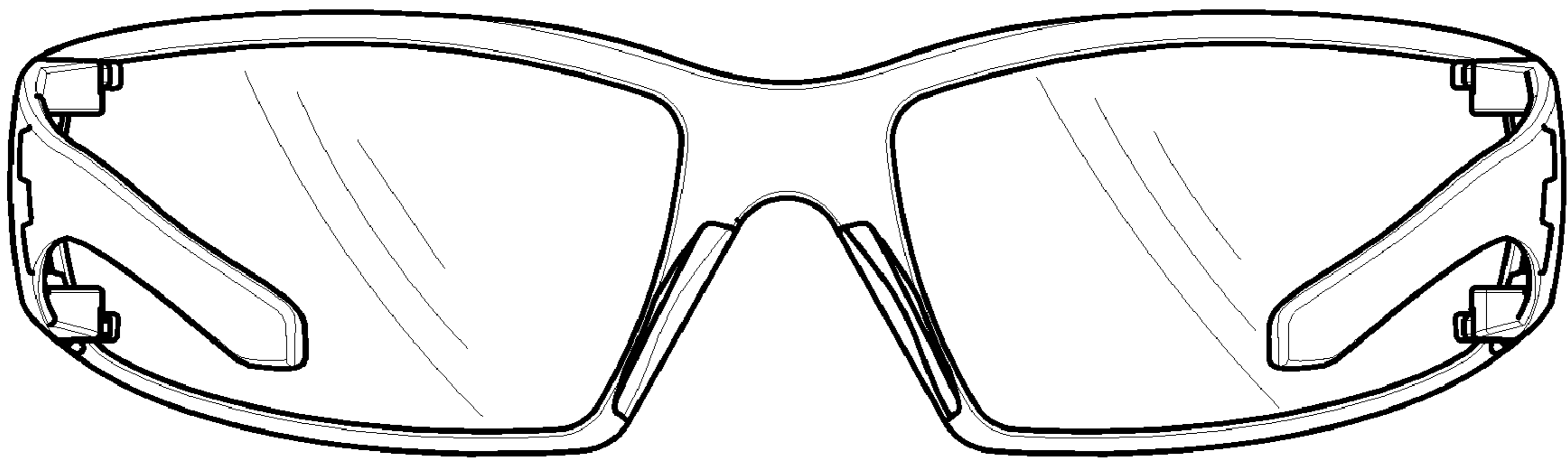





F I G . 1



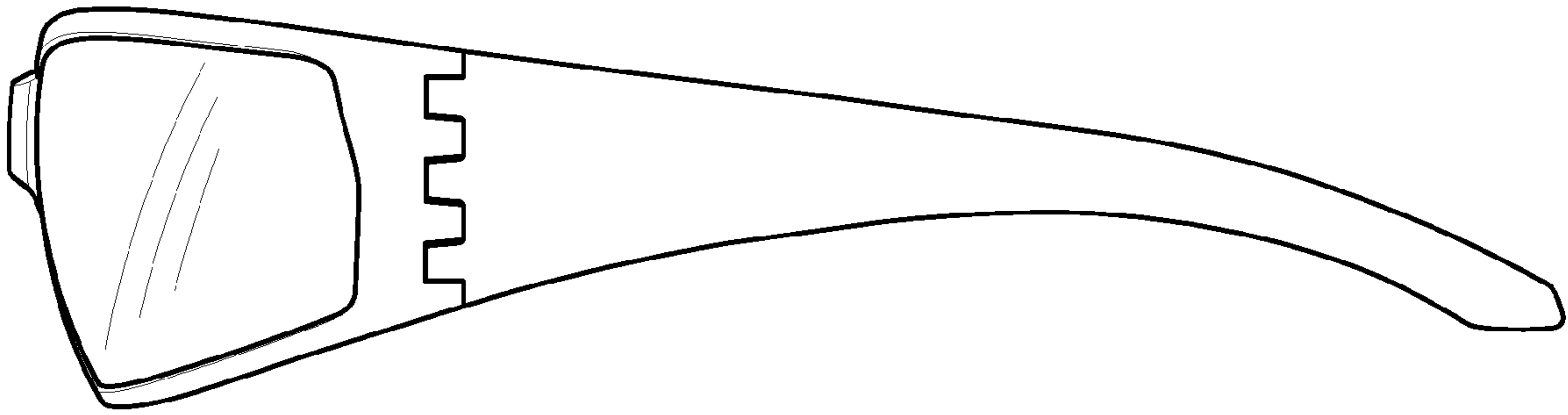
F I G . 2



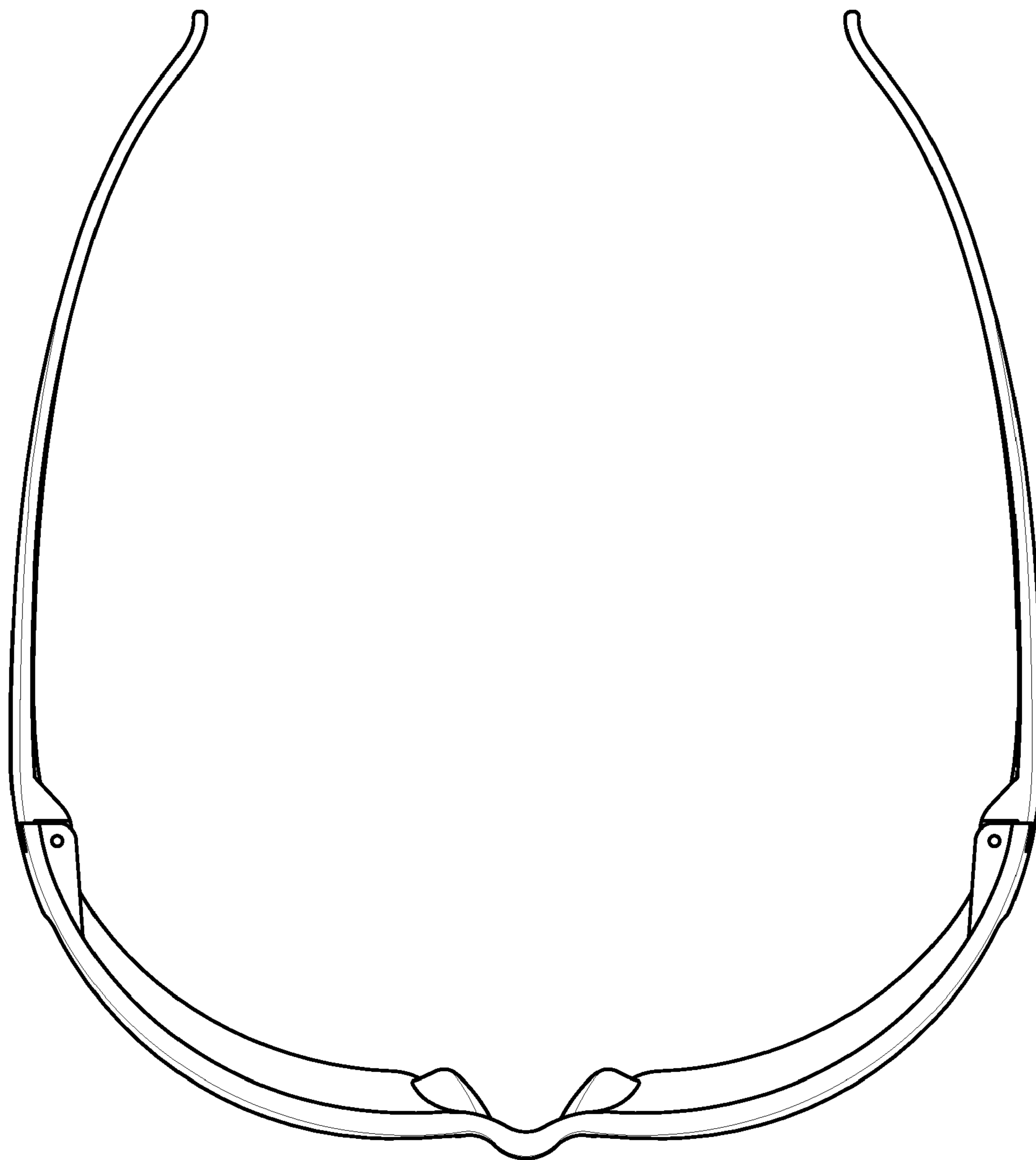
F I G . 3



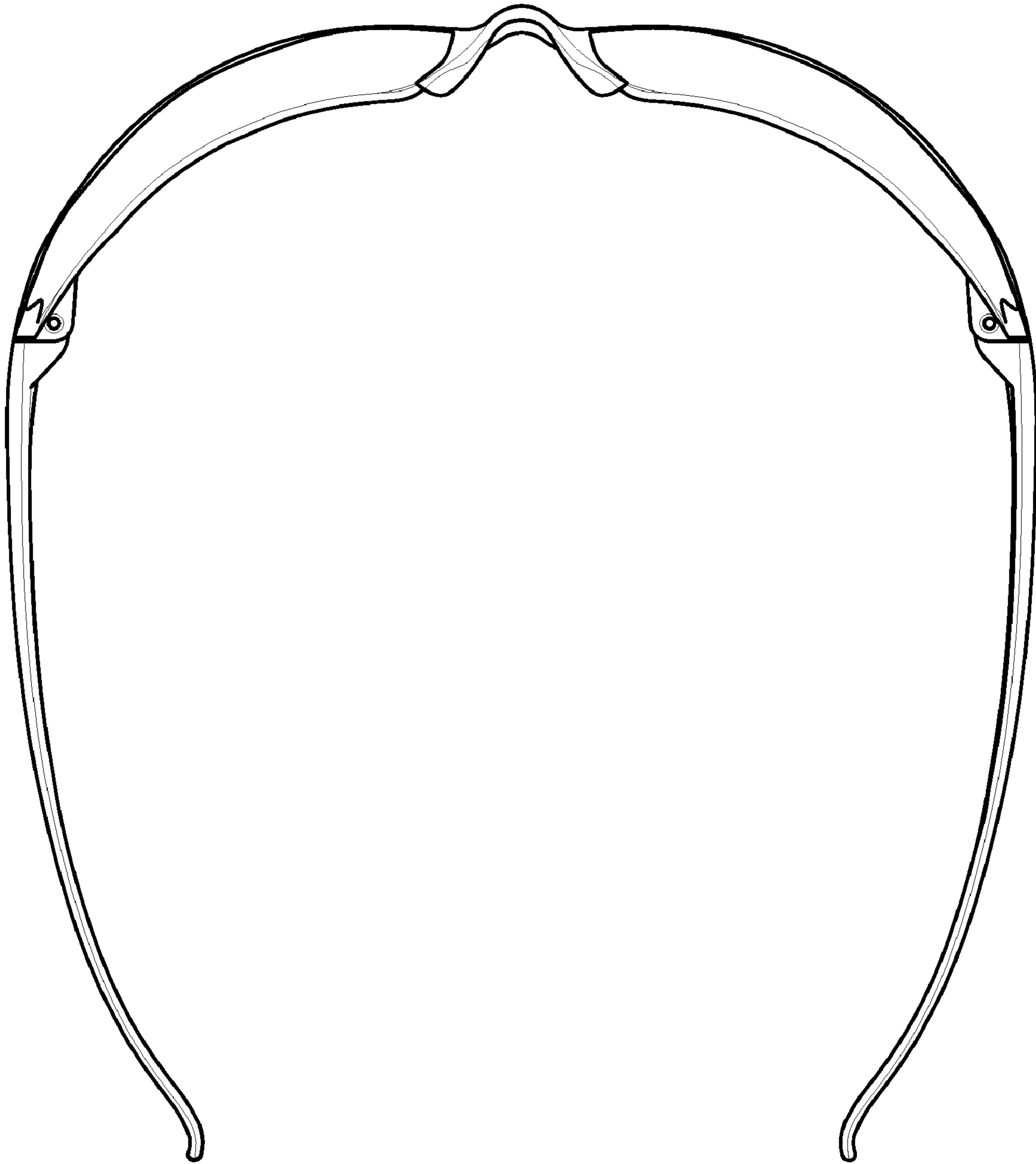
F I G . 4



F I G . 5



F I G . 6



F I G . 7