



US00D640299S

(12) **United States Design Patent**  
**Day et al.**

(10) **Patent No.:** **US D640,299 S**  
(45) **Date of Patent:** **\*\* \*Jun. 21, 2011**

(54) **VACUUM PACKAGING APPLIANCE**

(56) **References Cited**

(75) Inventors: **Adam Day**, Boynton Beach, FL (US);  
**Travis Lintner**, Winston-Salem, NC  
(US); **Chris Hageman**, S. Glastonbury,  
CT (US); **James Sener**, Glastonbury, CT  
(US); **Scott Smith**, Hartford, CT (US)

(73) Assignee: **Sunbeam Products, Inc.**, Boca Raton,  
FL (US)

(\*) Notice: This patent is subject to a terminal dis-  
claimer.

(\*\*) Term: **14 Years**

(21) Appl. No.: **29/378,706**

(22) Filed: **Nov. 8, 2010**

(51) **LOC (9) Cl.** ..... **15-99**

(52) **U.S. Cl.** ..... **D15/146**

(58) **Field of Classification Search** ..... D15/145,  
D15/146; 53/374.9, 389.2, 389.3, 390, 510,  
53/512; 101/9; 156/515, 583.4, 583.9; 219/143;  
493/256

See application file for complete search history.

U.S. PATENT DOCUMENTS

|              |      |         |                     |         |
|--------------|------|---------|---------------------|---------|
| D342,532     | S *  | 12/1993 | Deni .....          | D15/146 |
| 6,694,710    | B2 * | 2/2004  | Wang .....          | 53/512  |
| D506,214     | S *  | 6/2005  | Zepter .....        | D15/146 |
| D536,355     | S *  | 2/2007  | Levsen et al. ....  | D15/146 |
| D579,957     | S *  | 11/2008 | Kiple et al. ....   | D15/145 |
| D597,572     | S *  | 8/2009  | Tsai .....          | D15/146 |
| D608,803     | S *  | 1/2010  | Hageman et al. .... | D15/146 |
| D624,574     | S *  | 9/2010  | Hall et al. ....    | D15/146 |
| 2005/0022471 | A1 * | 2/2005  | Higer .....         | 53/434  |
| 2005/0050855 | A1 * | 3/2005  | Baptista .....      | 53/434  |

\* cited by examiner

*Primary Examiner* — Patricia Palasik  
(74) *Attorney, Agent, or Firm* — Michael J. Corrigan

(57) **CLAIM**

The ornamental design for a vacuum packaging appliance, as shown and described.

**DESCRIPTION**

FIG. 1 is a front perspective view of a vacuum packaging appliance;  
FIG. 2 is a front view thereof;  
FIG. 3 is a rear view thereof;  
FIG. 4 is a left side view thereof;  
FIG. 5 is a right side view thereof;  
FIG. 6 is a top view thereof; and,  
FIG. 7 is a bottom view thereof.

**1 Claim, 4 Drawing Sheets**

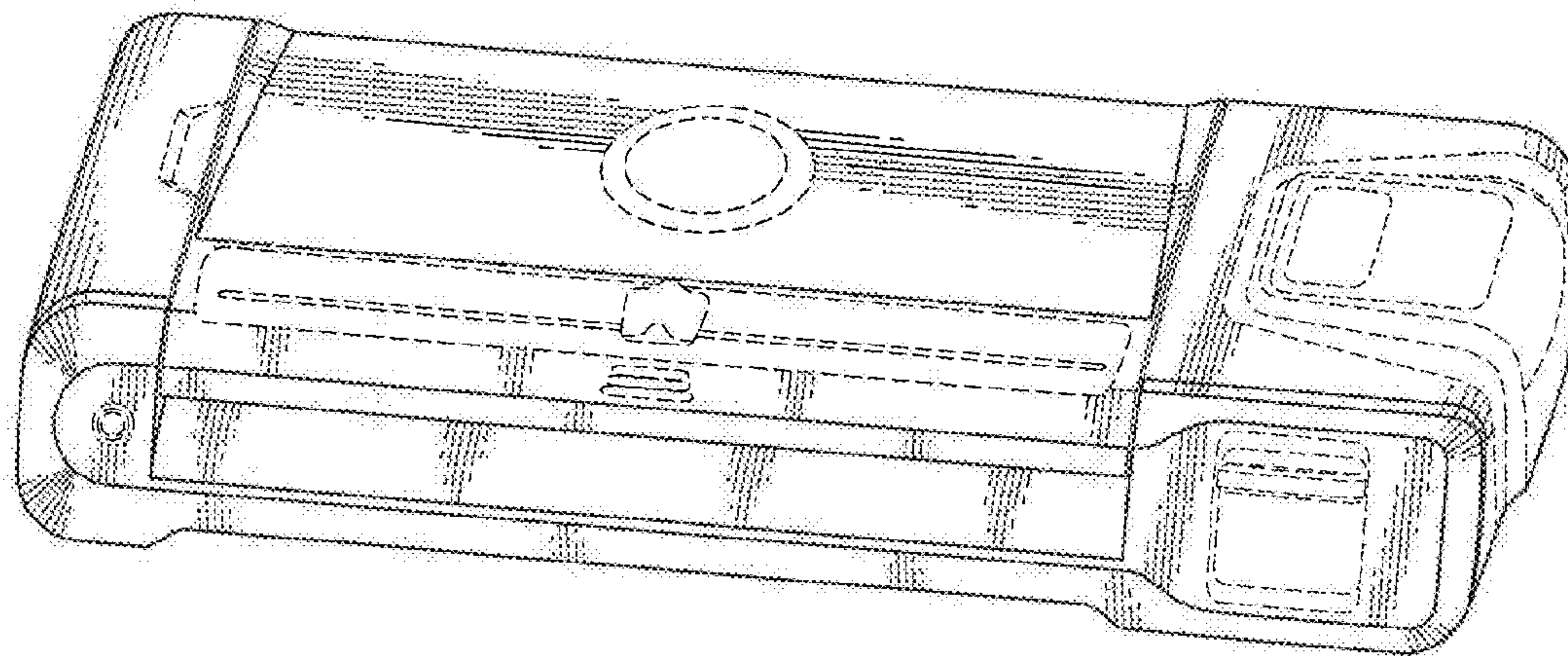


FIG. 1

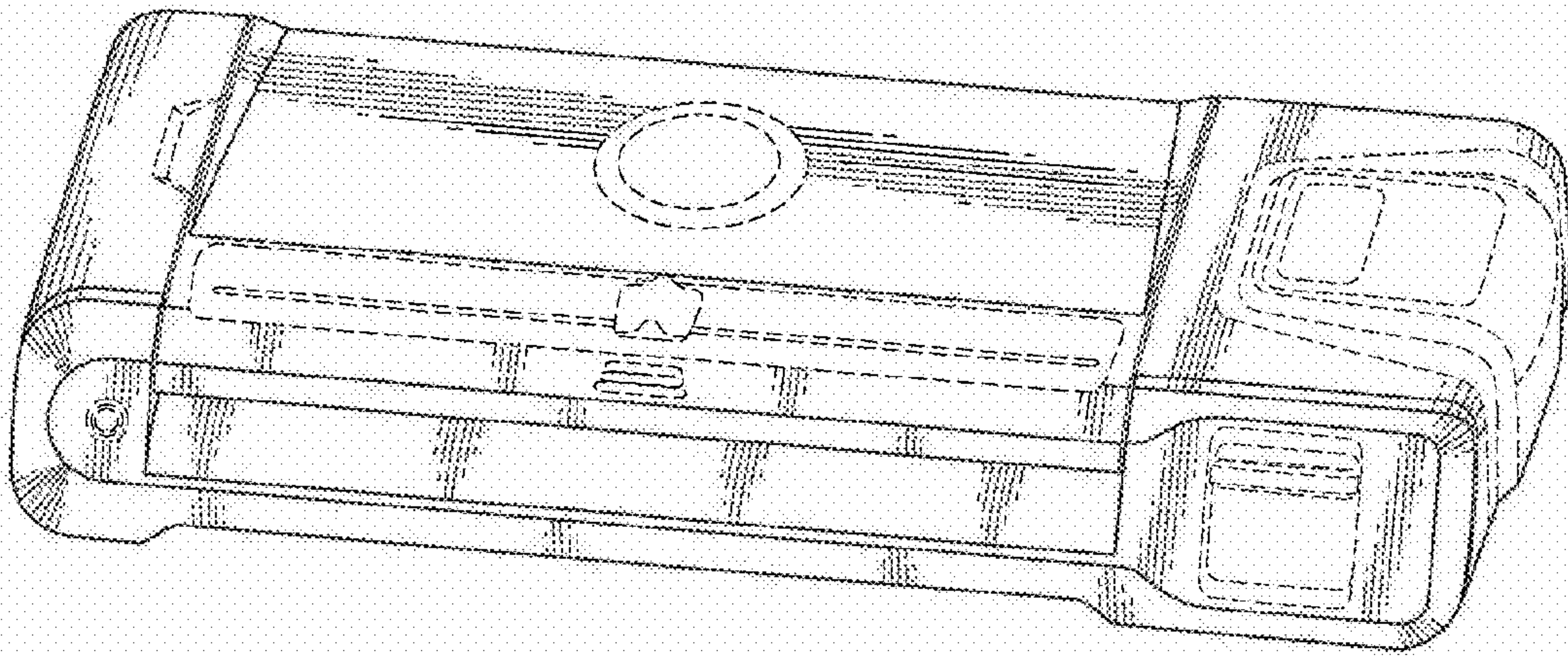


FIG. 4

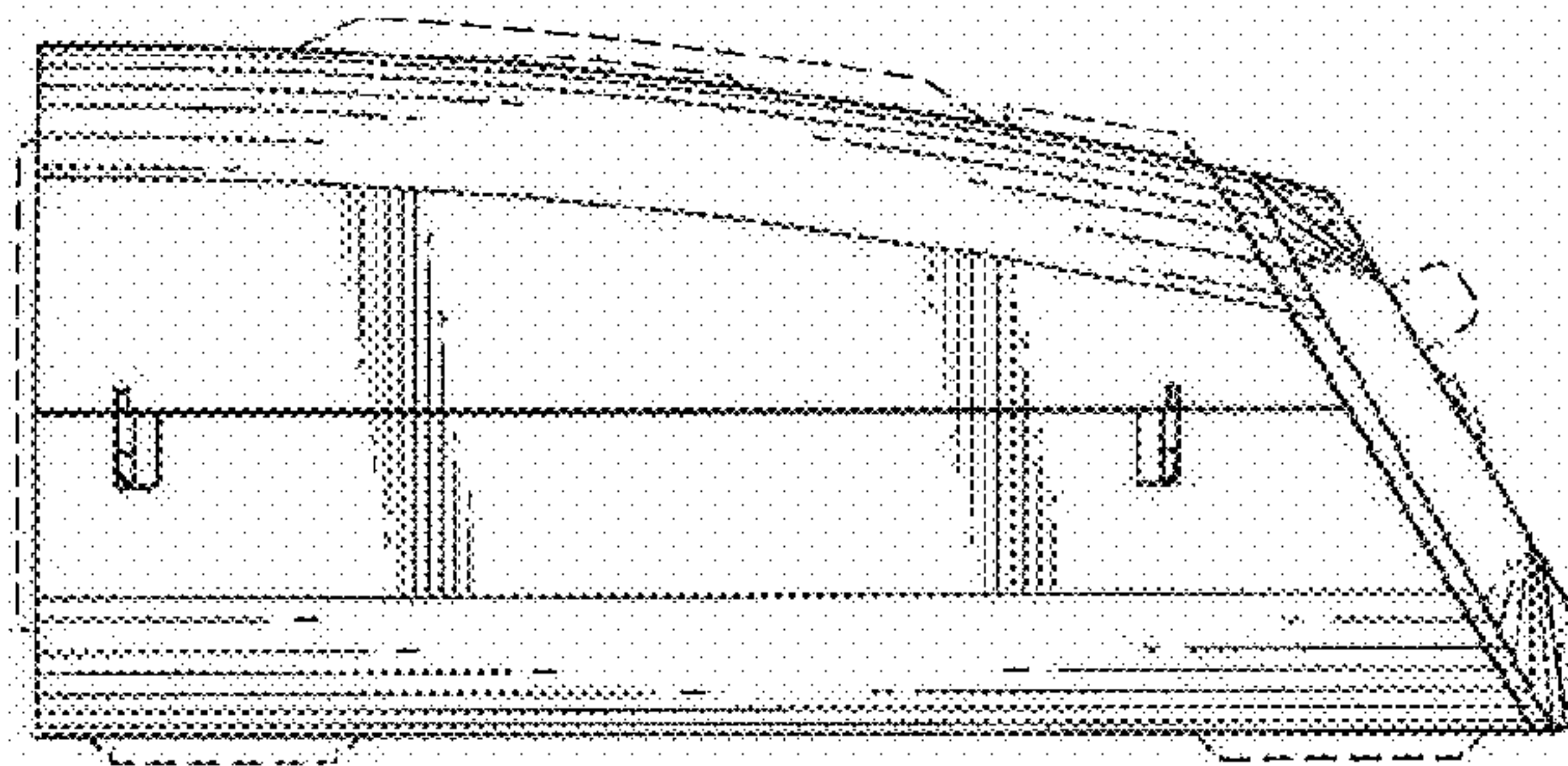


FIG. 5

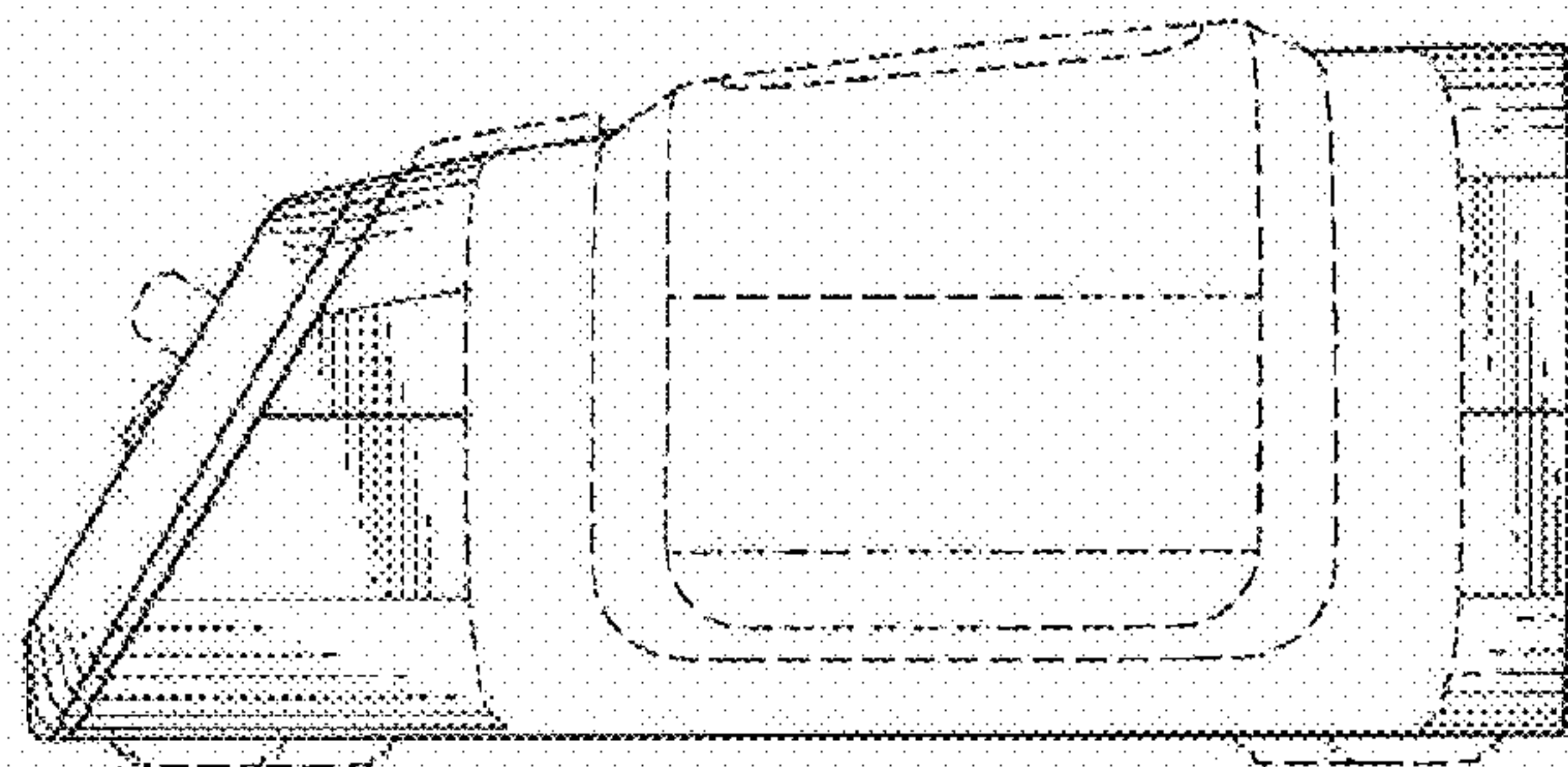




FIG. 2

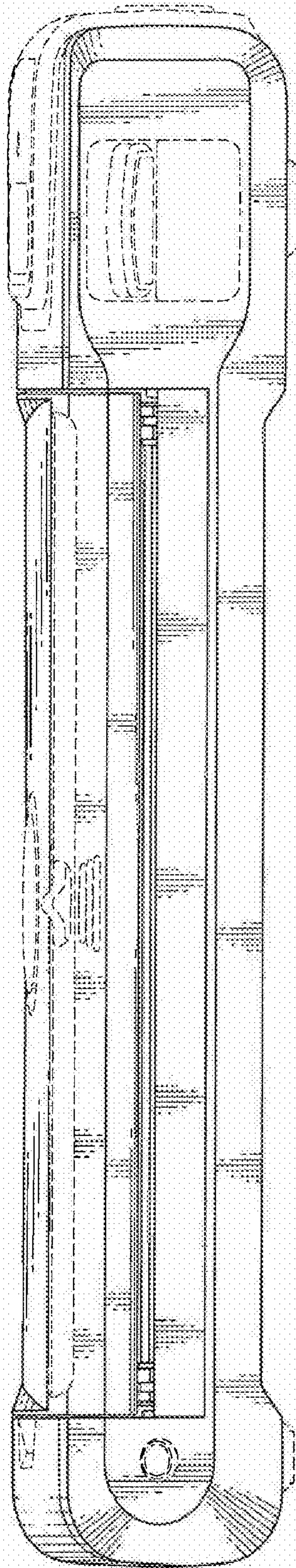


FIG. 3

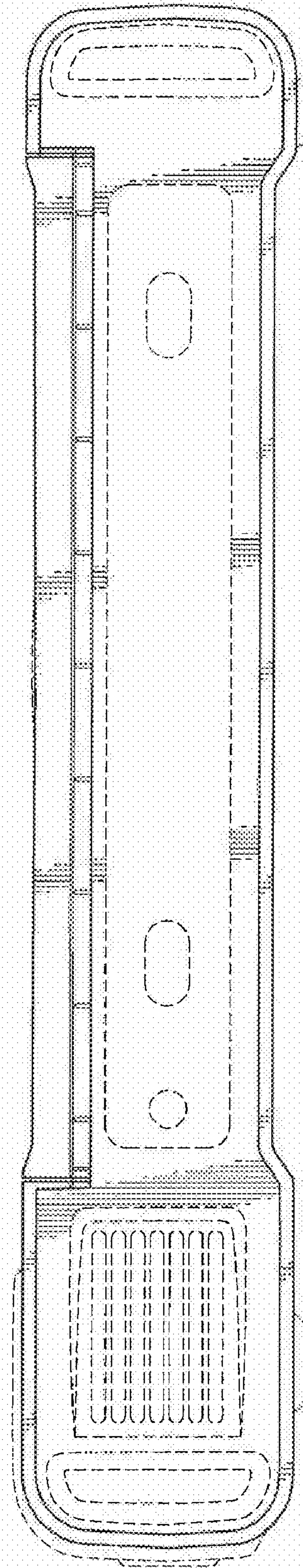




FIG. 6

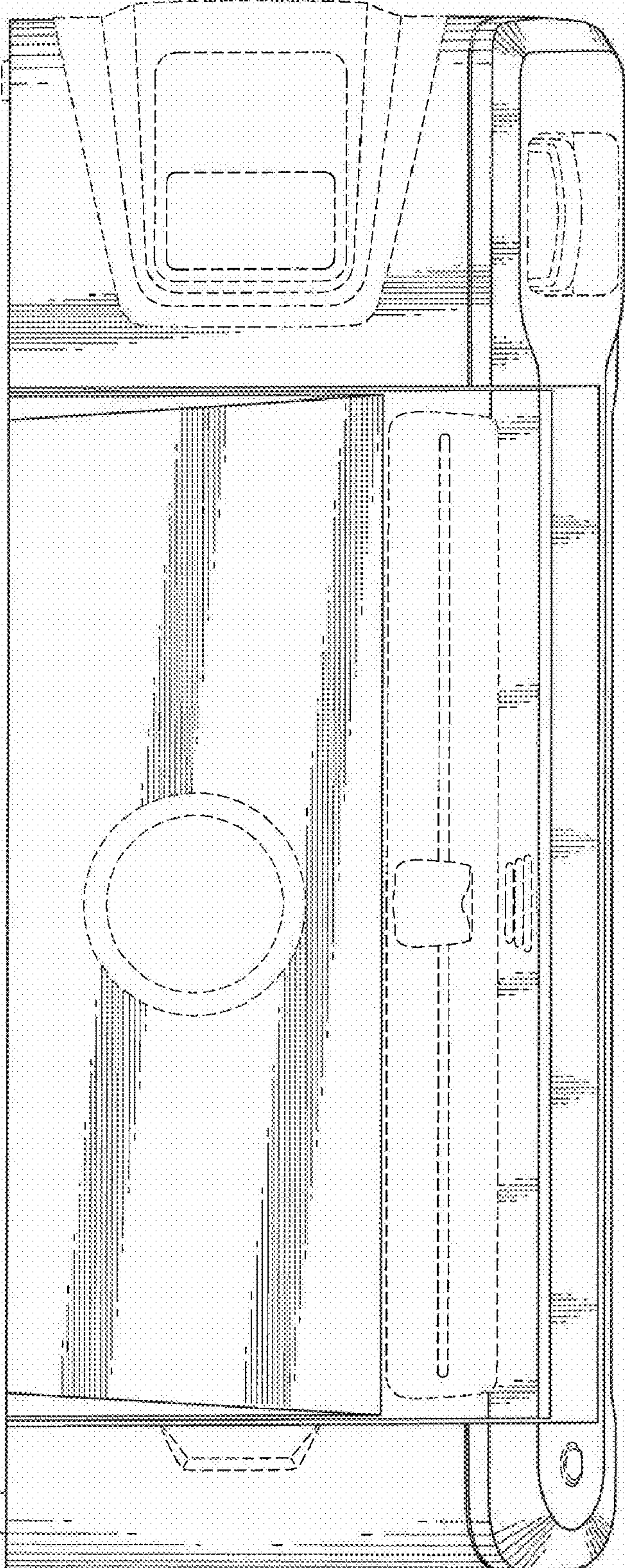


FIG. 7

