



US00D640298S

(12) **United States Design Patent**
Launius, Jr.

(10) **Patent No.:** **US D640,298 S**
(45) **Date of Patent:** **** Jun. 21, 2011**

(54) **STEPPED MANDREL**

(76) Inventor: **William E. Launius, Jr.**, Millstadt, IL
(US)

(**) Term: **14 Years**

(21) Appl. No.: **29/383,036**

(22) Filed: **Jan. 11, 2011**

(51) **LOC (9) Cl.** **15-09**

(52) **U.S. Cl.** **D15/138; D15/130**

(58) **Field of Classification Search** D8/25,
D8/29, 70, 71, 105; D15/130, 138, 139,
D15/140, 199; 30/124; 72/324; 82/165,
82/169; 157/14, 21; 225/93, 93.5, 96.5;
279/8, 133, 137; 409/11, 231, 232, 233,
409/234

See application file for complete search history.

(56) **References Cited**

U.S. PATENT DOCUMENTS

3,783,928 A	1/1974	Lee	
3,871,670 A *	3/1975	Wright	279/2.09
3,910,474 A	10/1975	King, Jr.	
4,137,822 A	2/1979	Behnke	
D254,196 S *	2/1980	Shulman	D15/130
4,246,814 A *	1/1981	Pertle	82/113
4,493,232 A *	1/1985	Nall	82/113
4,614,136 A	9/1986	Pertle	

4,930,956 A	6/1990	Mantovani	
5,000,068 A	3/1991	Knabel	
5,737,985 A	4/1998	Rimlinger, Jr.	
D457,899 S *	5/2002	Nam et al.	D15/138
D475,589 S *	6/2003	Wilkinson	D8/29
6,840,522 B2	1/2005	Merrifield	
D571,835 S *	6/2008	Concari et al.	D15/139
D584,933 S *	1/2009	Jergenson et al.	D8/29
D588,887 S *	3/2009	Lehman	D8/29
D612,875 S *	3/2010	Beynon	D15/139
D616,275 S *	5/2010	Kang	D8/70
D622,117 S *	8/2010	Gerace et al.	D8/29
2005/0110224 A1	5/2005	Launius	
2007/0187452 A1 *	8/2007	Budzisz	227/147

* cited by examiner

Primary Examiner — Patricia Palasik

(74) *Attorney, Agent, or Firm* — Charles McCloskey

(57) **CLAIM**

The ornamental design for a stepped mandrel, as shown and described.

DESCRIPTION

FIG. 1 is an isometric view;

FIG. 2 is a side view;

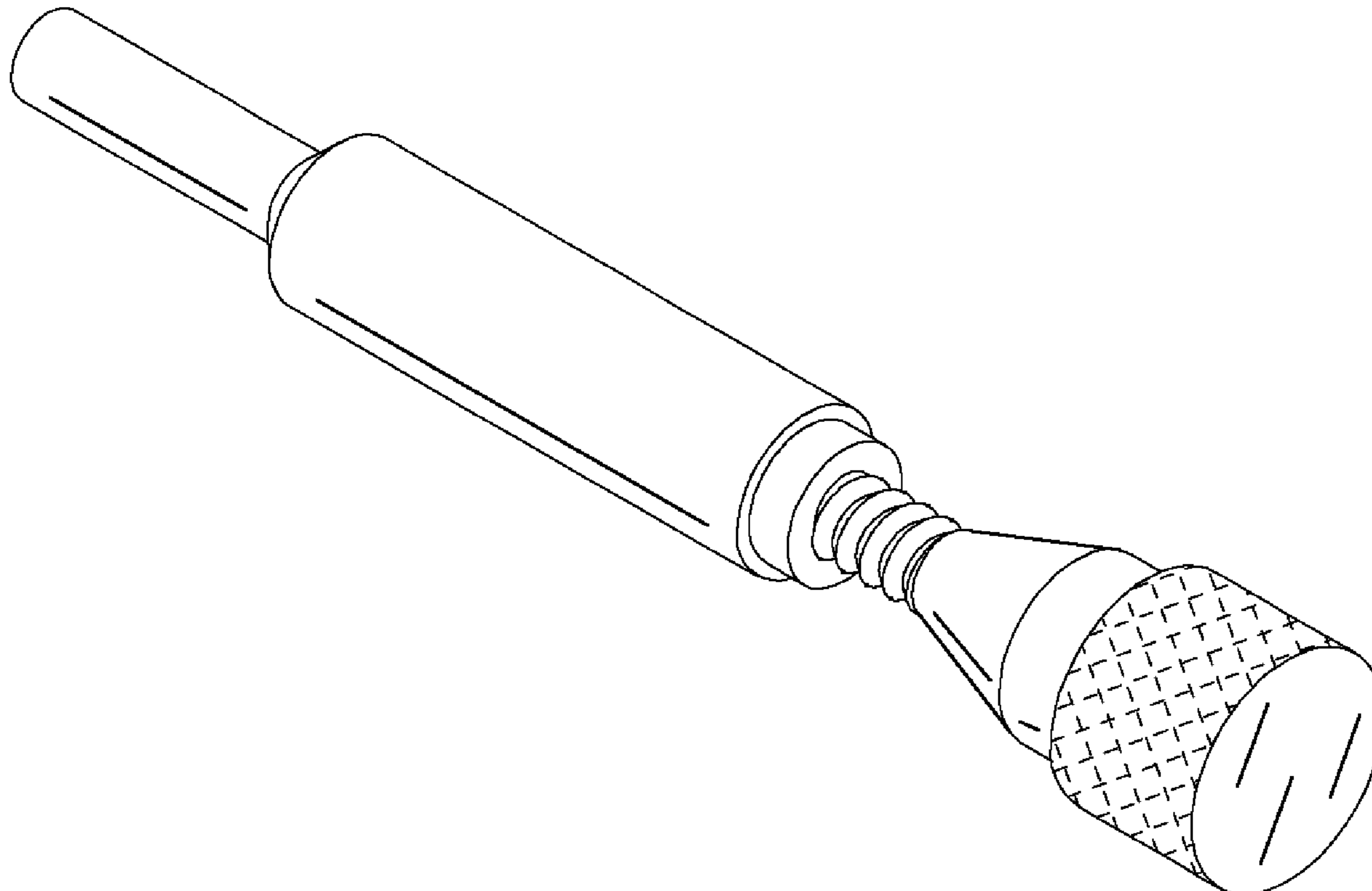
FIG. 3 is a perspective view;

FIG. 4 is a front view; and,

FIG. 5 is a back view.

The broken lines in the drawings depict unclaimed environmental subject matter.

1 Claim, 2 Drawing Sheets



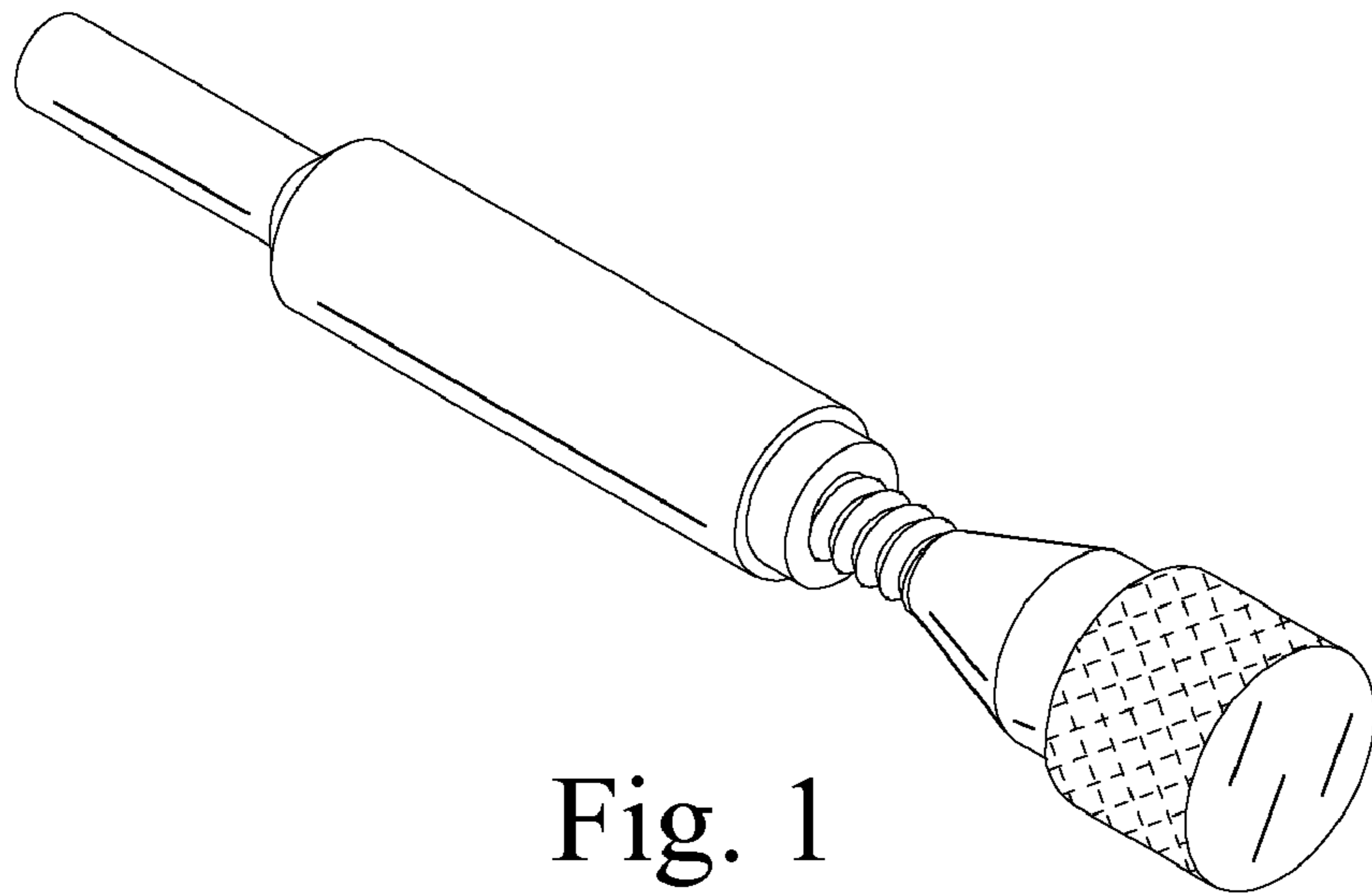


Fig. 1




Fig. 2

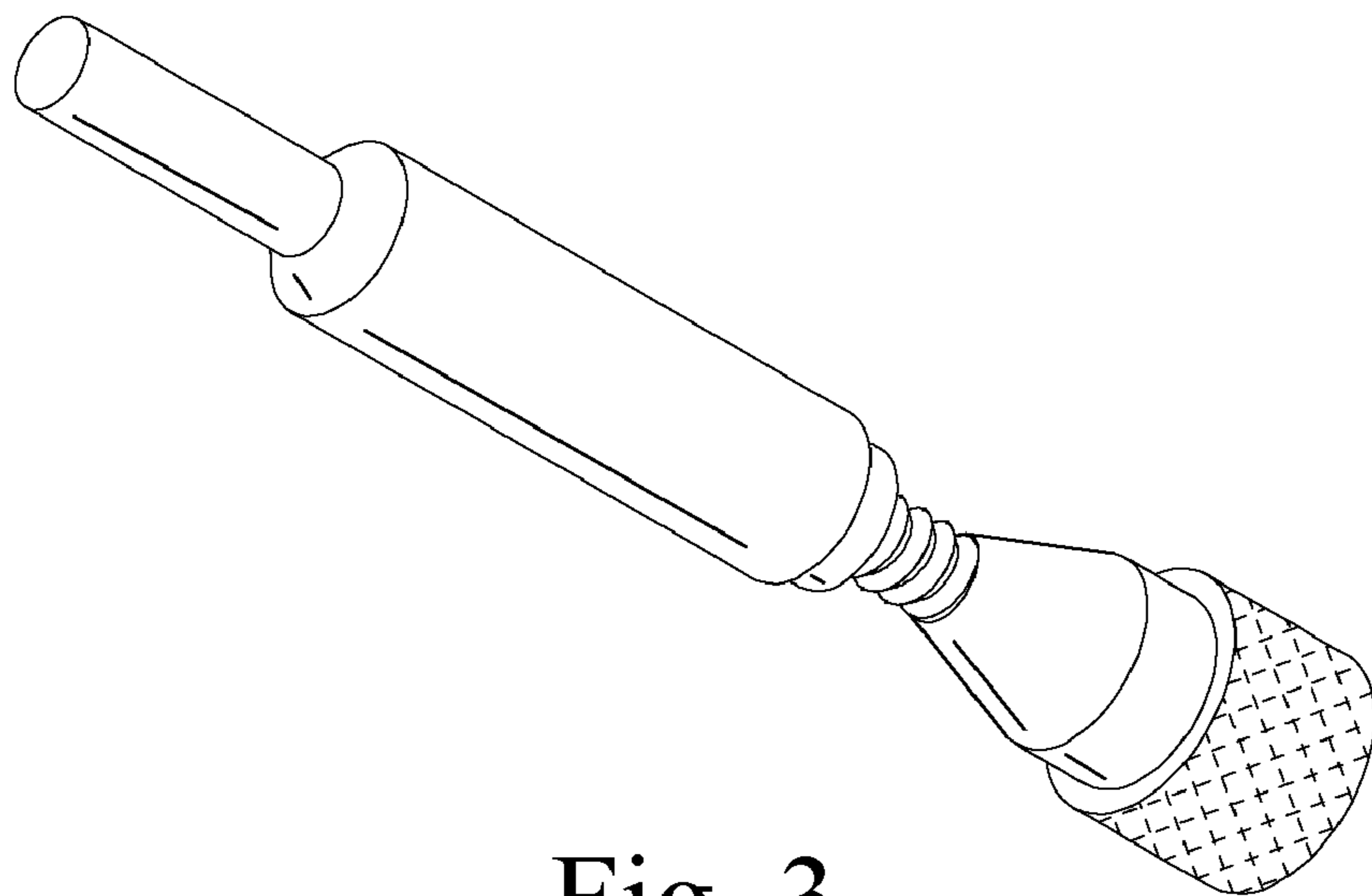


Fig. 3

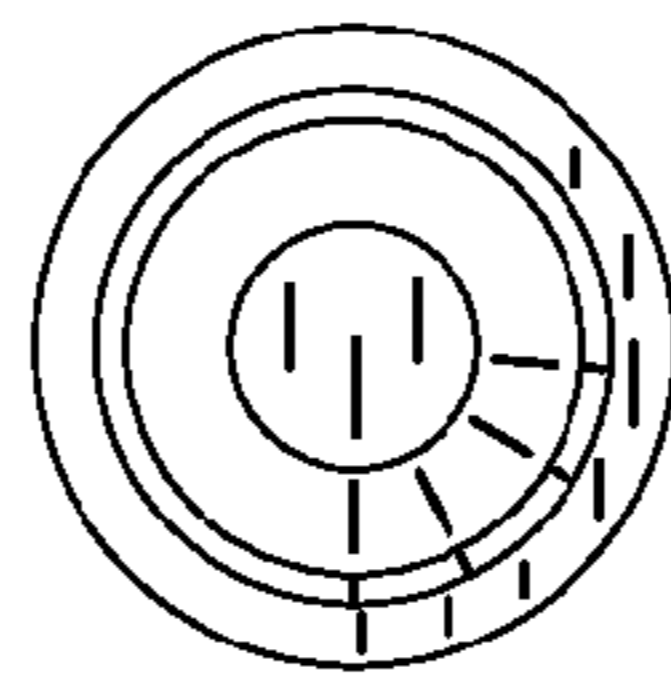


Fig. 4

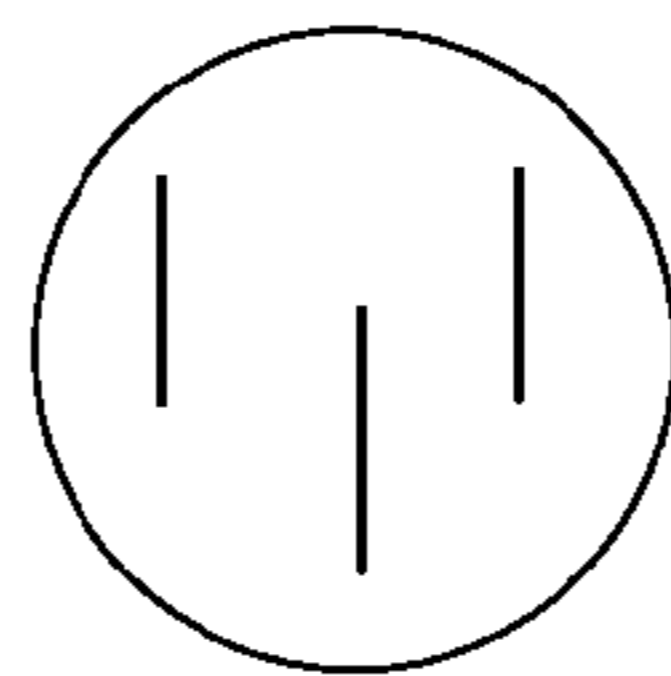


Fig. 5