



US00D640293S

(12) **United States Design Patent**
Ono et al.

(10) **Patent No.:** **US D640,293 S**
(45) **Date of Patent:** **** Jun. 21, 2011**

(54) **OPERATING PANEL WITH DUCT COVER FOR CONSTRUCTION MACHINE**

(75) Inventors: **Shuichi Ono**, Hiroshima (JP); **Kenta Kojima**, Hiroshima (JP); **Keiji Yamamoto**, Hiroshima (JP); **Hideki Okubo**, Hiroshima (JP)

(73) Assignee: **Kobelco Construction Machinery Co., Ltd.**, Hiroshima (JP)

(**) Term: **14 Years**

(21) Appl. No.: **29/369,007**

(22) Filed: **Sep. 1, 2010**

(30) **Foreign Application Priority Data**

Mar. 5, 2010 (JP) D2010-005380

(51) **LOC (9) Cl.** **15-03**

(52) **U.S. Cl.** **D15/28**

(58) **Field of Classification Search** D15/17,
D15/22-26, 28, 31, 33; D12/192, 419, 421;
180/69.2, 69.21, 69.24, 90; 296/70, 30, 72,
296/191, 192, 193.03

See application file for complete search history.

(56) **References Cited**

U.S. PATENT DOCUMENTS

D192,869 S * 5/1962 Przybylowicz et al. D15/17
3,452,835 A * 7/1969 Jacobsen et al. 180/90
D308,131 S * 5/1990 Marcantonio D12/419
D313,962 S * 1/1991 Haag et al. D12/423
D326,661 S * 6/1992 Flenniken et al. D15/17
D327,484 S * 6/1992 Flenniken et al. D15/17

D365,574 S * 12/1995 Westmayer et al. D15/17
6,039,141 A * 3/2000 Denny 180/329
D427,613 S * 7/2000 Altmann et al. D15/28
D428,022 S * 7/2000 Altmann et al. D15/28
6,086,142 A * 7/2000 Simmons et al. 296/190.01
D432,076 S * 10/2000 Stickles et al. D12/419
D433,425 S * 11/2000 Surridge et al. D15/17
D441,769 S * 5/2001 Surridge D15/17
D471,564 S * 3/2003 Hohnl et al. D15/28
D484,894 S * 1/2004 McCord et al. D15/28
D521,413 S * 5/2006 Katoh D12/1
D549,739 S * 8/2007 Stephens D15/28
7,290,635 B2 * 11/2007 Bisick et al. 180/272
D593,134 S * 5/2009 Kuwae et al. D15/28

FOREIGN PATENT DOCUMENTS

JP 1291146 1/2007

* cited by examiner

Primary Examiner — Mark A Goodwin

(74) *Attorney, Agent, or Firm* — Birch, Stewart, Kolasch & Birch, LLP

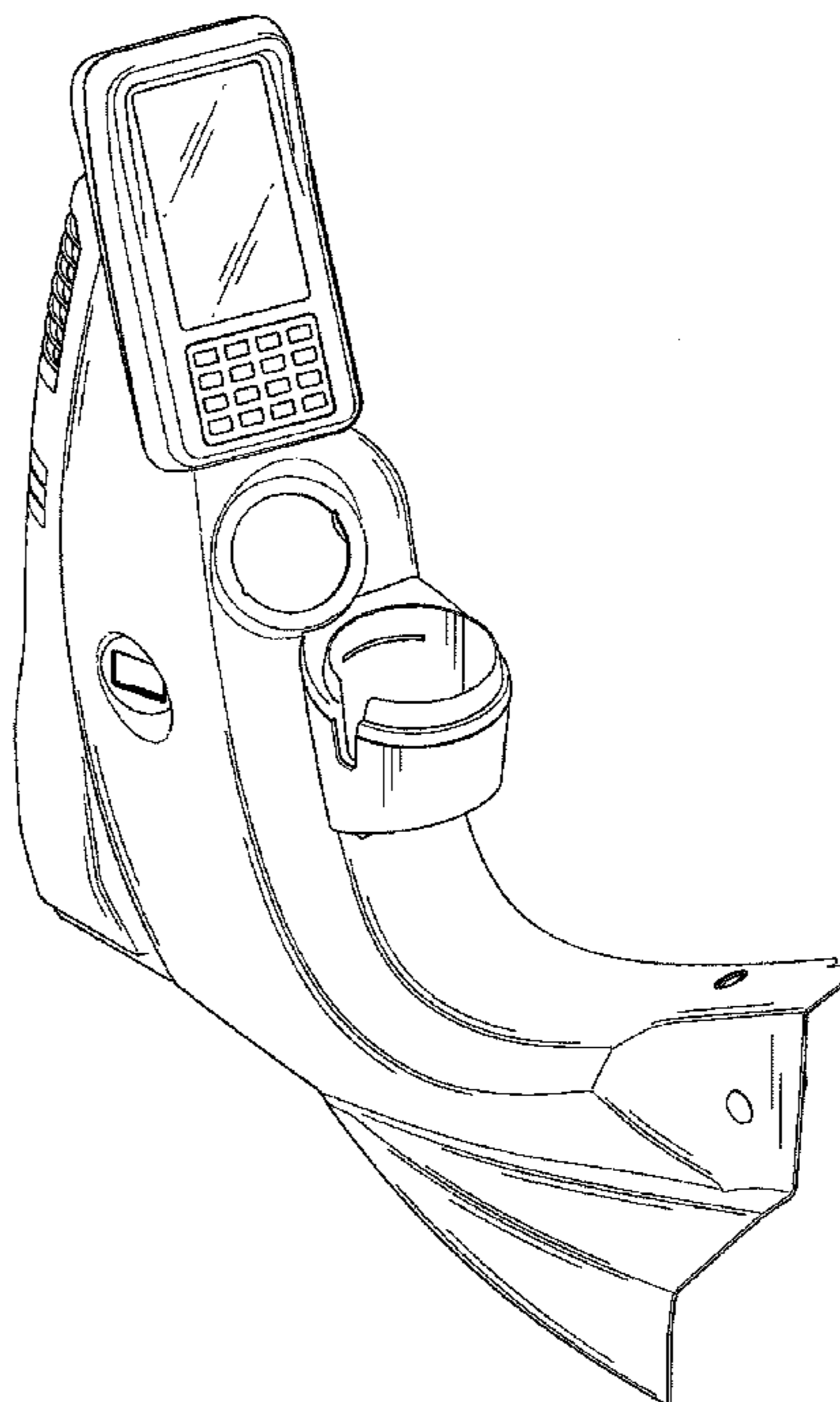
(57) **CLAIM**

The ornamental design for an operating panel with duct cover for construction machine, as shown and described.

DESCRIPTION

FIG. 1 is a perspective view of an operating panel with duct cover for construction machine;
FIG. 2 is a front view thereof;
FIG. 3 is a rear view thereof;
FIG. 4 is a left side view thereof;
FIG. 5 is a right side view thereof;
FIG. 6 is a top view thereof; and,
FIG. 7 is a bottom view thereof.

1 Claim, 5 Drawing Sheets



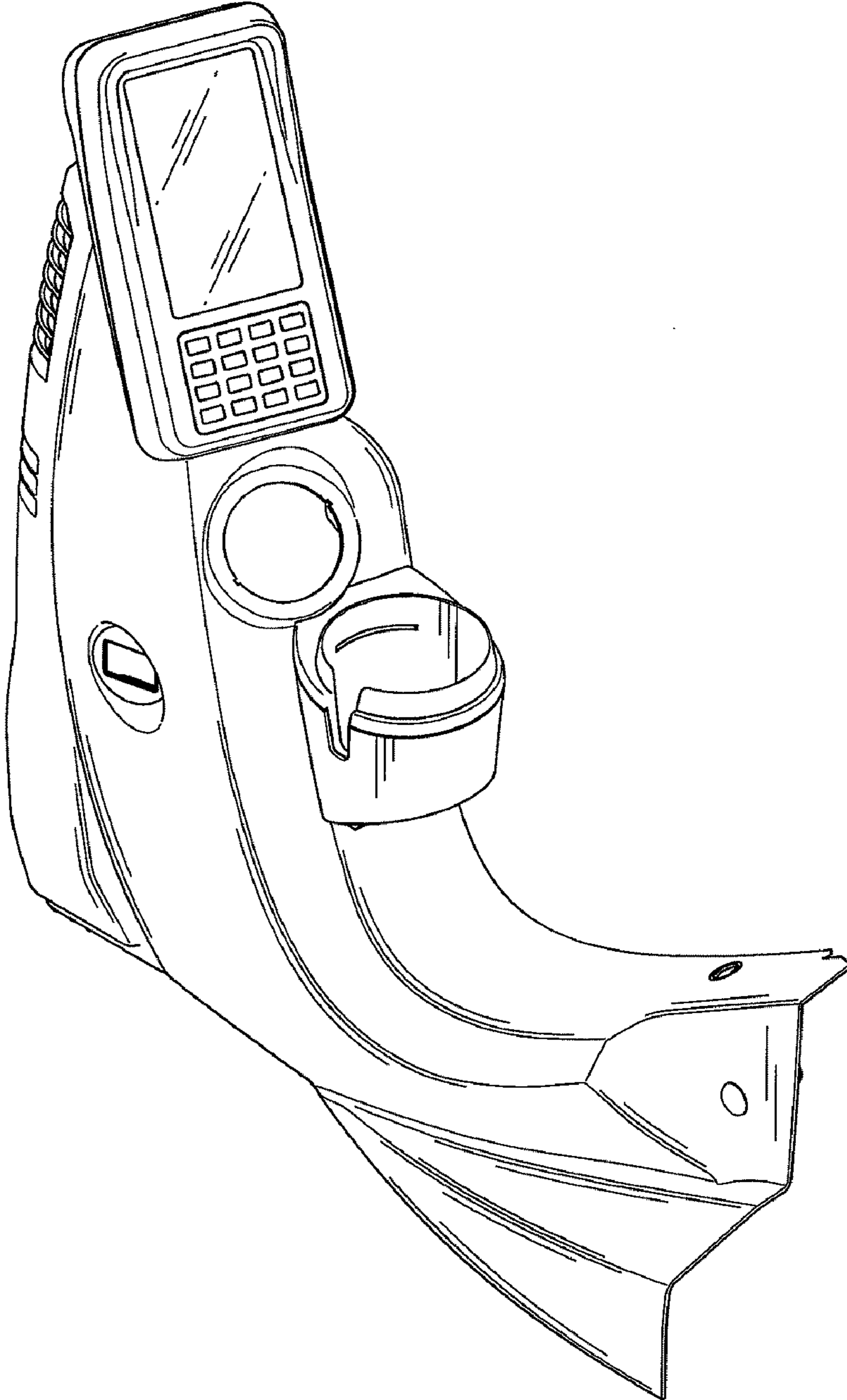


FIG. 1

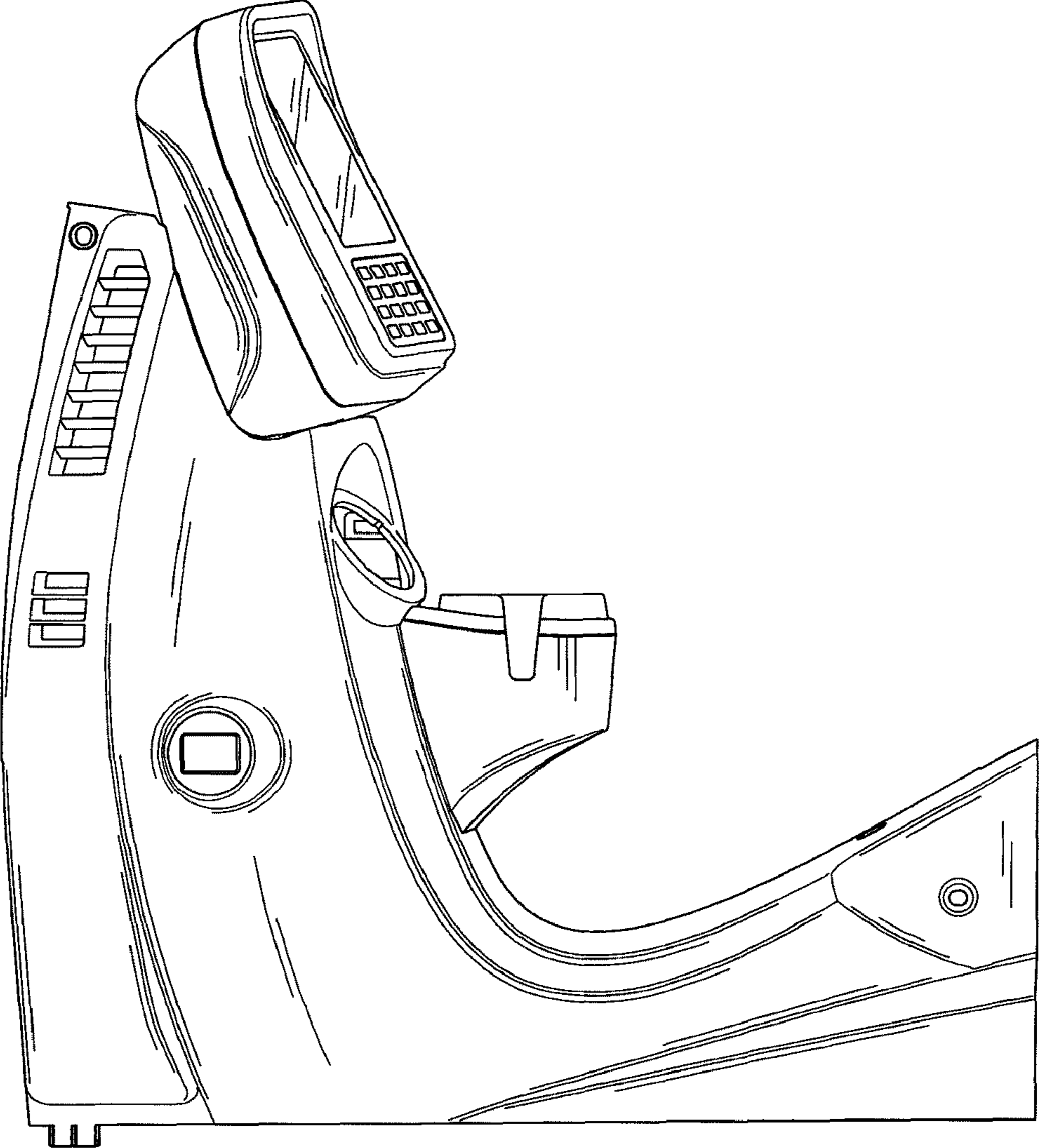


FIG.2

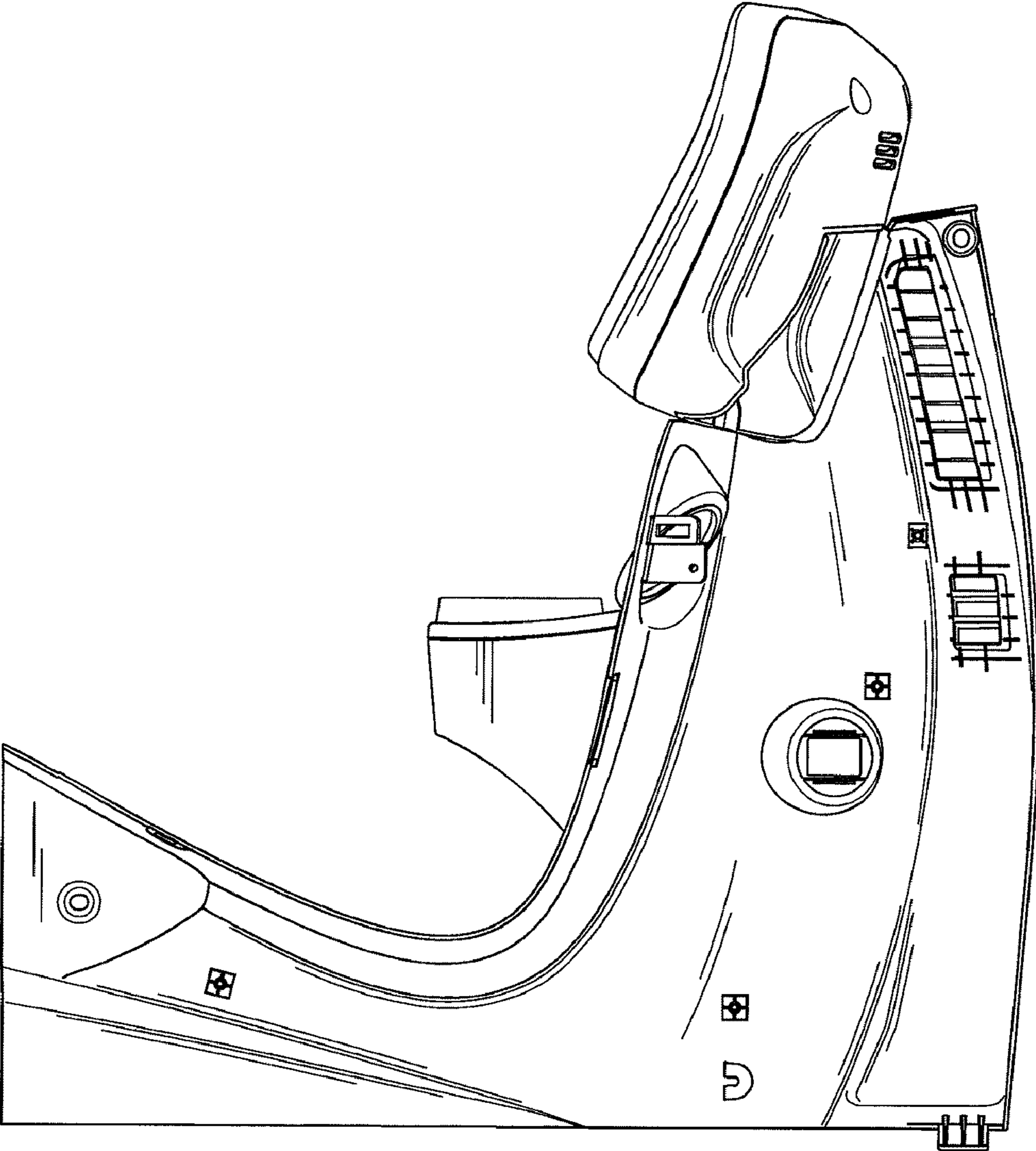


FIG.3

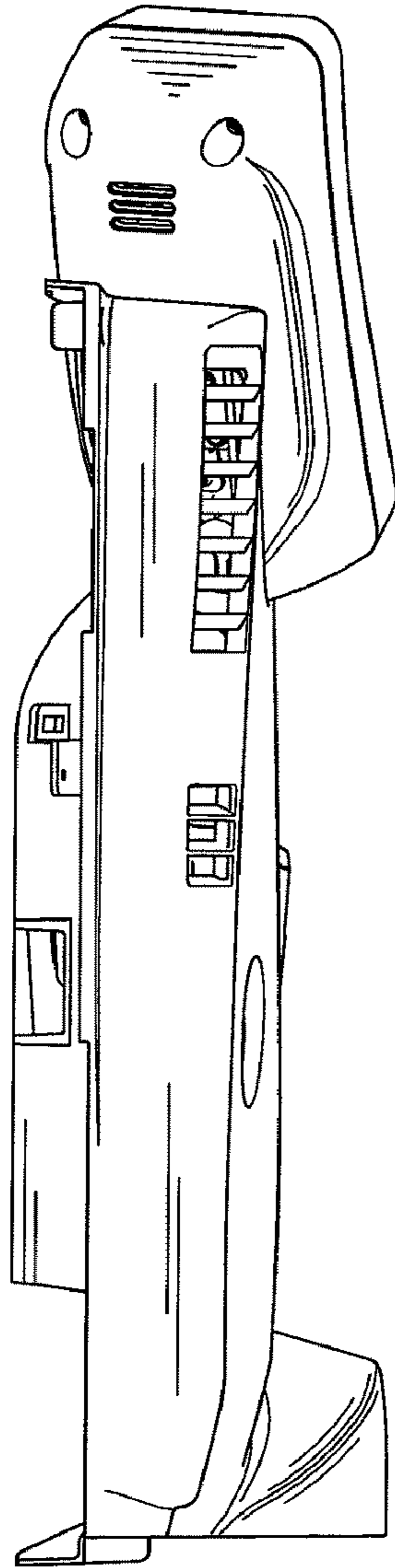


FIG.4

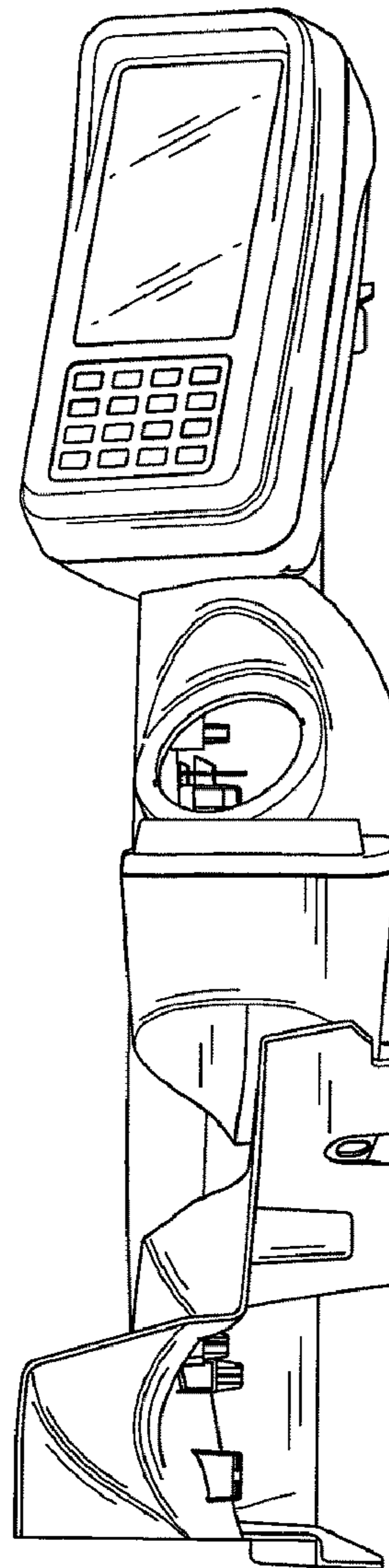


FIG.5

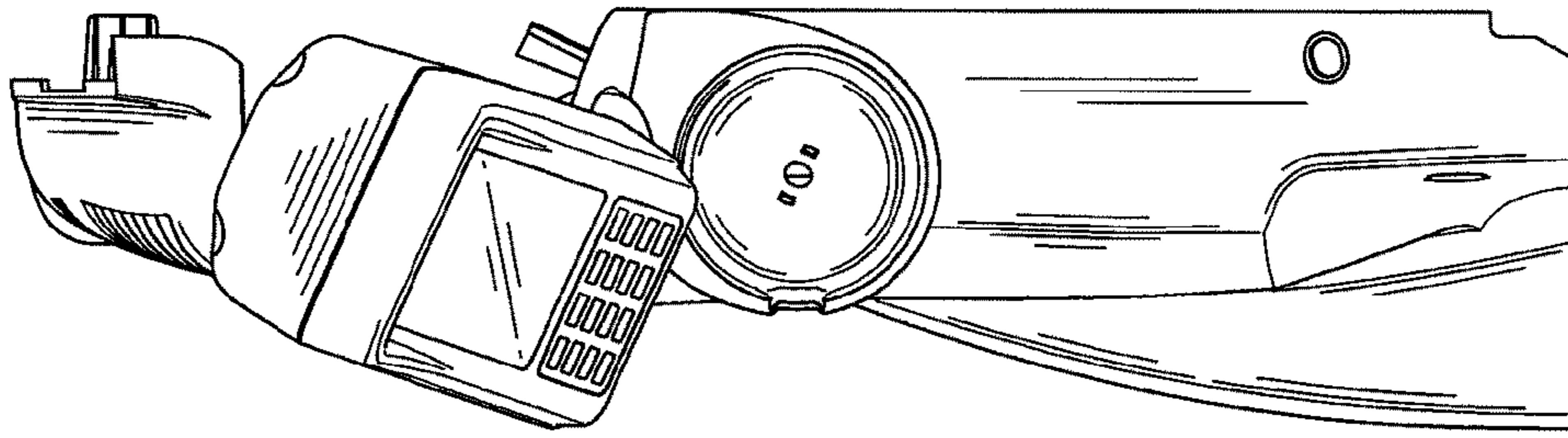


FIG. 6

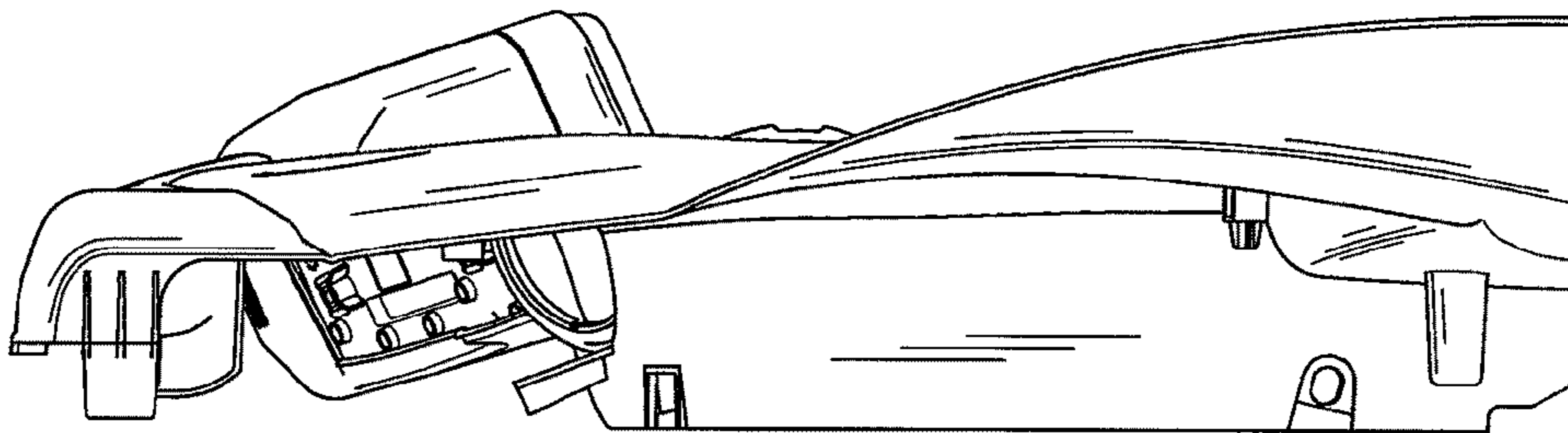


FIG. 7