



US00D640286S

(12) **United States Design Patent**  
**Itai**

(10) **Patent No.:** **US D640,286 S**  
(45) **Date of Patent:** **\*\* Jun. 21, 2011**

(54) **DIGITAL VIDEO DISK RECORDER**

(75) Inventor: **Noriaki Itai**, Abeno-ku (JP)

(73) Assignee: **Sharp Kabushiki Kaisha**, Osaka (JP)

(\*\*) Term: **14 Years**

(21) Appl. No.: **29/364,500**

(22) Filed: **Jun. 24, 2010**

(30) **Foreign Application Priority Data**

Dec. 28, 2009 (JP) ..... 2009-030531

(51) **LOC (9) Cl.** ..... **14-01**

(52) **U.S. Cl.** ..... **D14/502**

(58) **Field of Classification Search** ..... D14/496,  
D14/498-505, 132, 137, 157, 168, 188, 192,  
D14/197-198, 257-258; 360/99.02, 99.07;  
369/75.11, 75.21, 77.11, 77.21; 720/601,  
720/612, 619, 649, 655; 455/344, 347-351;  
D10/65; 345/156

See application file for complete search history.

(56) **References Cited**

U.S. PATENT DOCUMENTS

D466,876 S 12/2002 Usami et al.  
D499,707 S 12/2004 Usami et al.  
D509,811 S 9/2005 Usami et al.  
D512,974 S \* 12/2005 Nasrallah ..... D14/502  
D524,271 S 7/2006 Itai et al.  
D531,152 S \* 10/2006 Moriya et al. .... D14/506

\* cited by examiner

*Primary Examiner* — Nanda Bondade

(74) *Attorney, Agent, or Firm* — Nixon & Vanderhye, P.C.

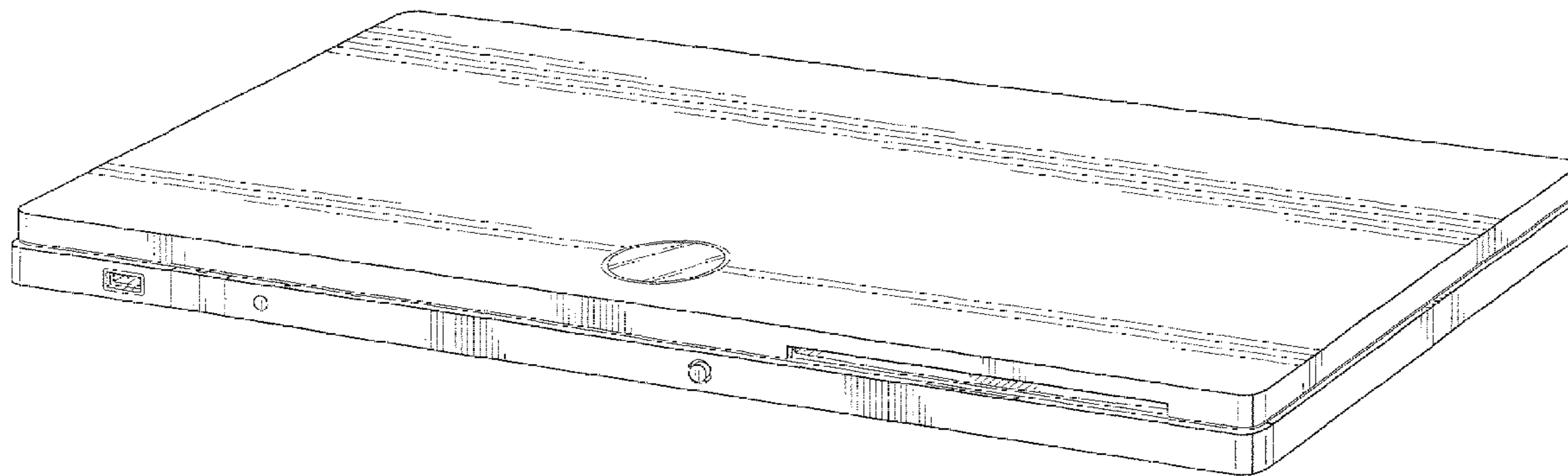
(57) **CLAIM**

The ornamental design for “digital video disk recorder,” as shown and described.

**DESCRIPTION**

FIG. 1 is an upper right front perspective view of the digital video disk recorder in accordance with my new design; FIG. 2 is a front elevation view thereof; FIG. 3 is a rear elevation view thereof; FIG. 4 is a top plan view thereof; FIG. 5 is a bottom plan view thereof; FIG. 6 is a right side elevation view thereof; and, FIG. 7 is a left side elevation view thereof.

**1 Claim, 5 Drawing Sheets**



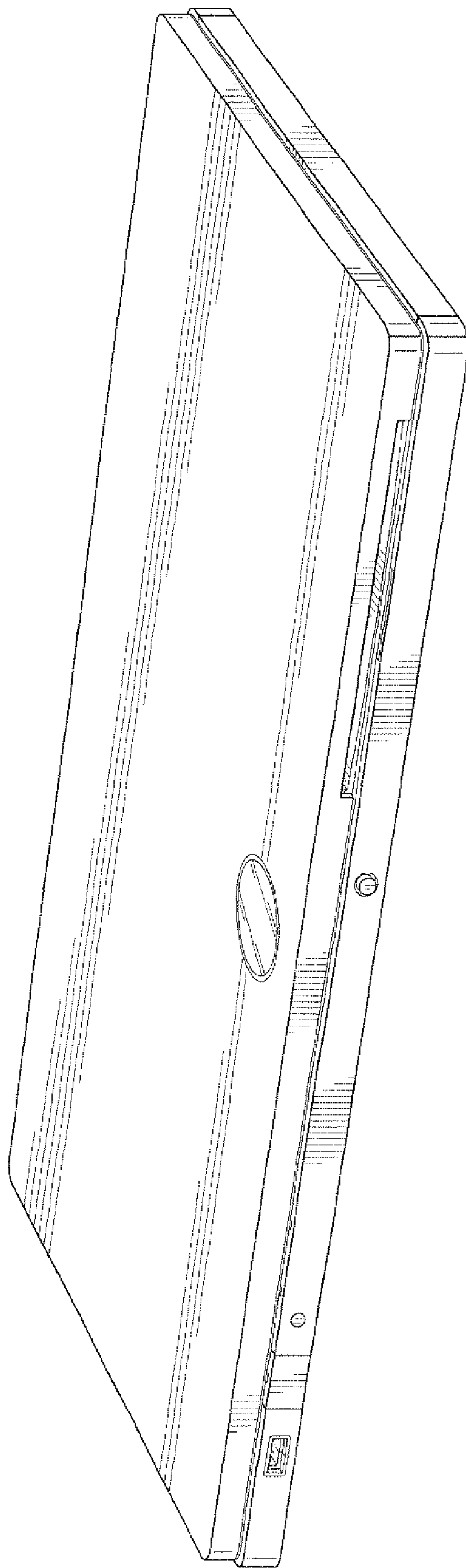


FIG. 1




FIG. 2

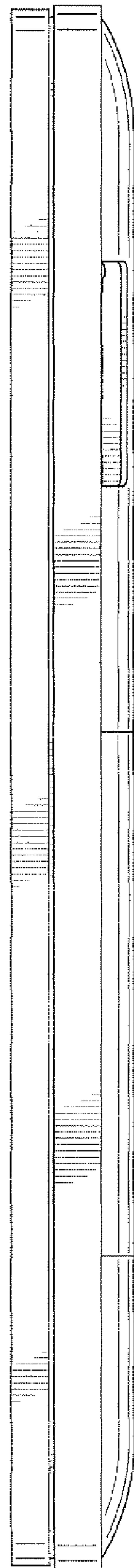


FIG. 3

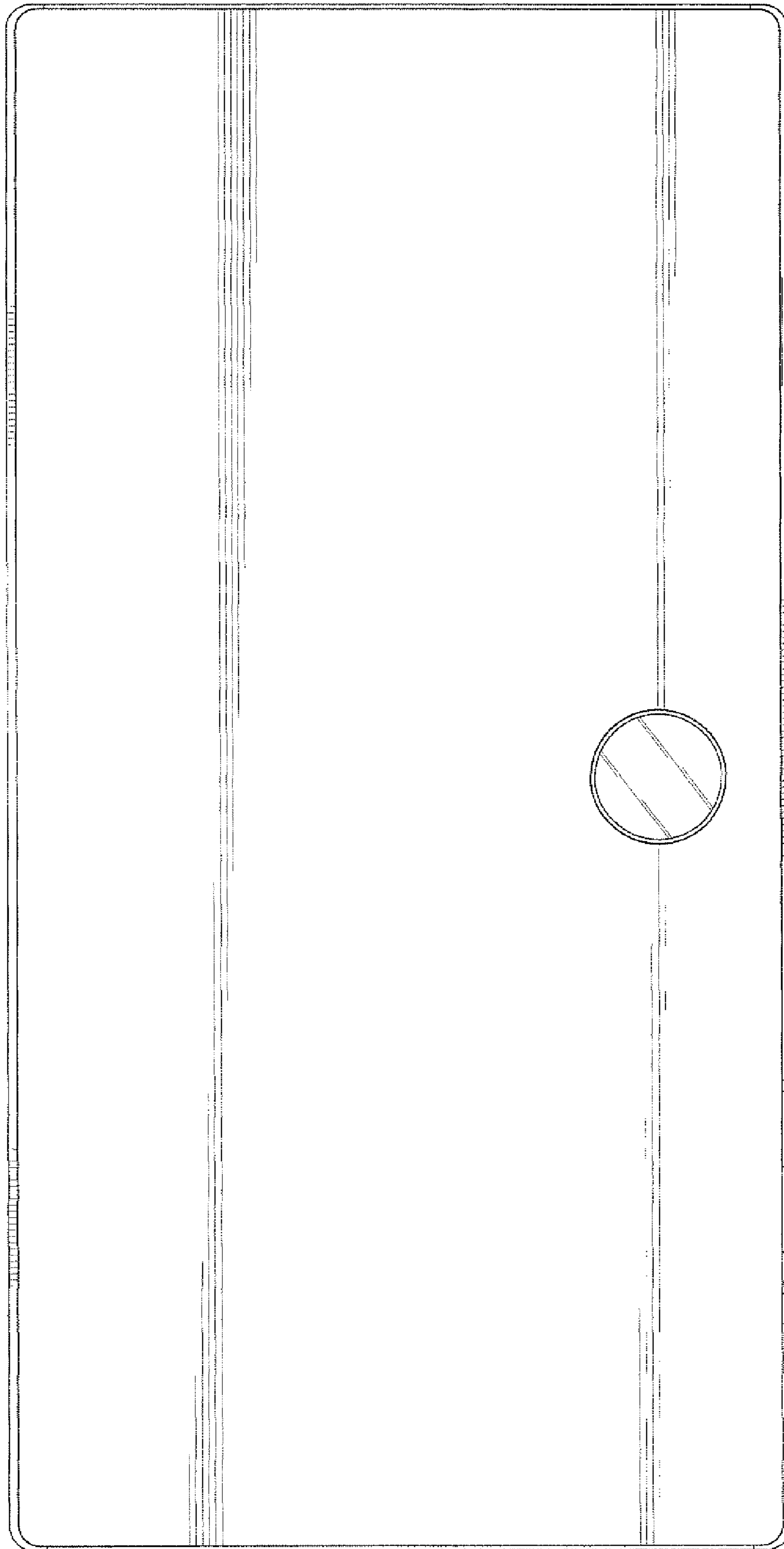


FIG. 4




FIG. 5

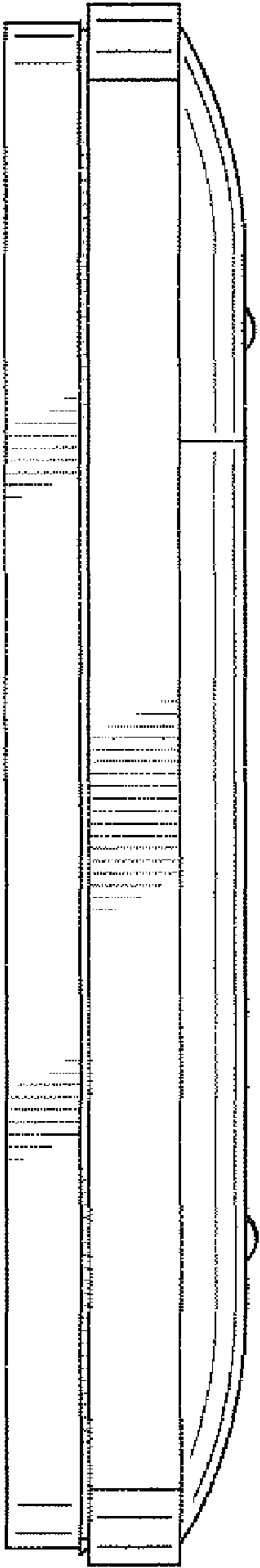


FIG. 6




FIG. 7