



US00D640280S

(12) **United States Design Patent**
Davis et al.

(10) **Patent No.:** **US D640,280 S**
(45) **Date of Patent:** **** Jun. 21, 2011**

(54) **DISPLAY SCREEN WITH USER INTERFACE**

(75) Inventors: **Shawna J. Davis**, Seattle, WA (US);
Ryan T. Bickel, Kirkland, WA (US)

(73) Assignee: **Microsoft Corporation**, Redmond, WA (US)

(**) Term: **14 Years**

(21) Appl. No.: **29/364,642**

(22) Filed: **Jun. 25, 2010**

(51) **LOC (9) Cl.** **32-00**

(52) **U.S. Cl.** **D14/487**

(58) **Field of Classification Search** D14/485-495;
715/700-867

See application file for complete search history.

(56) **References Cited**

U.S. PATENT DOCUMENTS

5,745,716	A *	4/1998	Tchao et al.	715/777
6,073,036	A *	6/2000	Heikkinen et al.	455/550.1
6,359,572	B1 *	3/2002	Vale	341/23
6,445,380	B1 *	9/2002	Klein	345/168
6,629,793	B1 *	10/2003	Miller	400/472
6,987,991	B2 *	1/2006	Nelson	455/566
D524,820	S *	7/2006	Baker	D14/486
7,086,008	B2 *	8/2006	Capps et al.	715/762
D580,449	S *	11/2008	Nam	D14/486
D594,461	S *	6/2009	Chang et al.	D14/455
D595,302	S *	6/2009	Park et al.	D14/485
7,616,764	B2 *	11/2009	Varghese et al.	380/255
D607,890	S *	1/2010	Beavers et al.	D14/485
D611,054	S *	3/2010	Lin et al.	D14/486
7,694,231	B2 *	4/2010	Kocienda et al.	715/773
7,752,569	B2 *	7/2010	Schultz et al.	715/773
7,779,076	B2 *	8/2010	Heikes et al.	709/206

D627,362	S *	11/2010	Christie et al.	D14/486
7,835,729	B2 *	11/2010	Hyon	455/418
7,864,163	B2 *	1/2011	Ording et al.	345/173
2005/0093826	A1 *	5/2005	Huh	345/168
2005/0251752	A1 *	11/2005	Tan et al.	715/741
2007/0063984	A1 *	3/2007	Chung	345/173
2008/0046824	A1 *	2/2008	Li et al.	715/739
2009/0259969	A1 *	10/2009	Pallakoff	715/808

OTHER PUBLICATIONS

“Appendix:Emoticons—Wikitionary”, <<http://en.wiktionary.org/wiki/Appendix:Emoticons>>, date unknown but prior to filing.

* cited by examiner

Primary Examiner — Deanna Fluegeman

(74) *Attorney, Agent, or Firm* — Banner & Witcoff, Ltd.

(57) **CLAIM**

The ornamental design for a display screen with user interface, as shown and described.

DESCRIPTION

FIG. 1 is a front view of a display screen with user interface showing our new design;

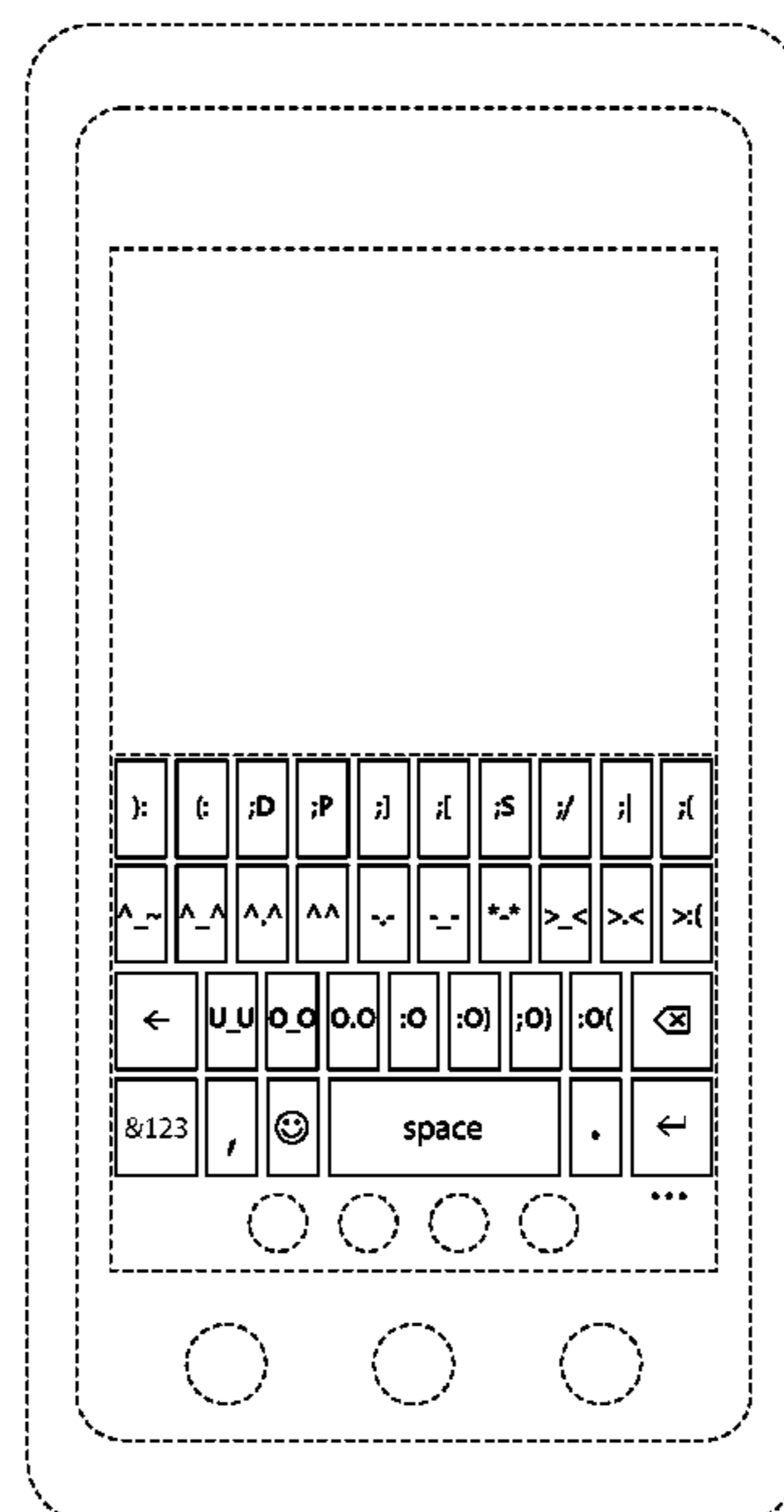
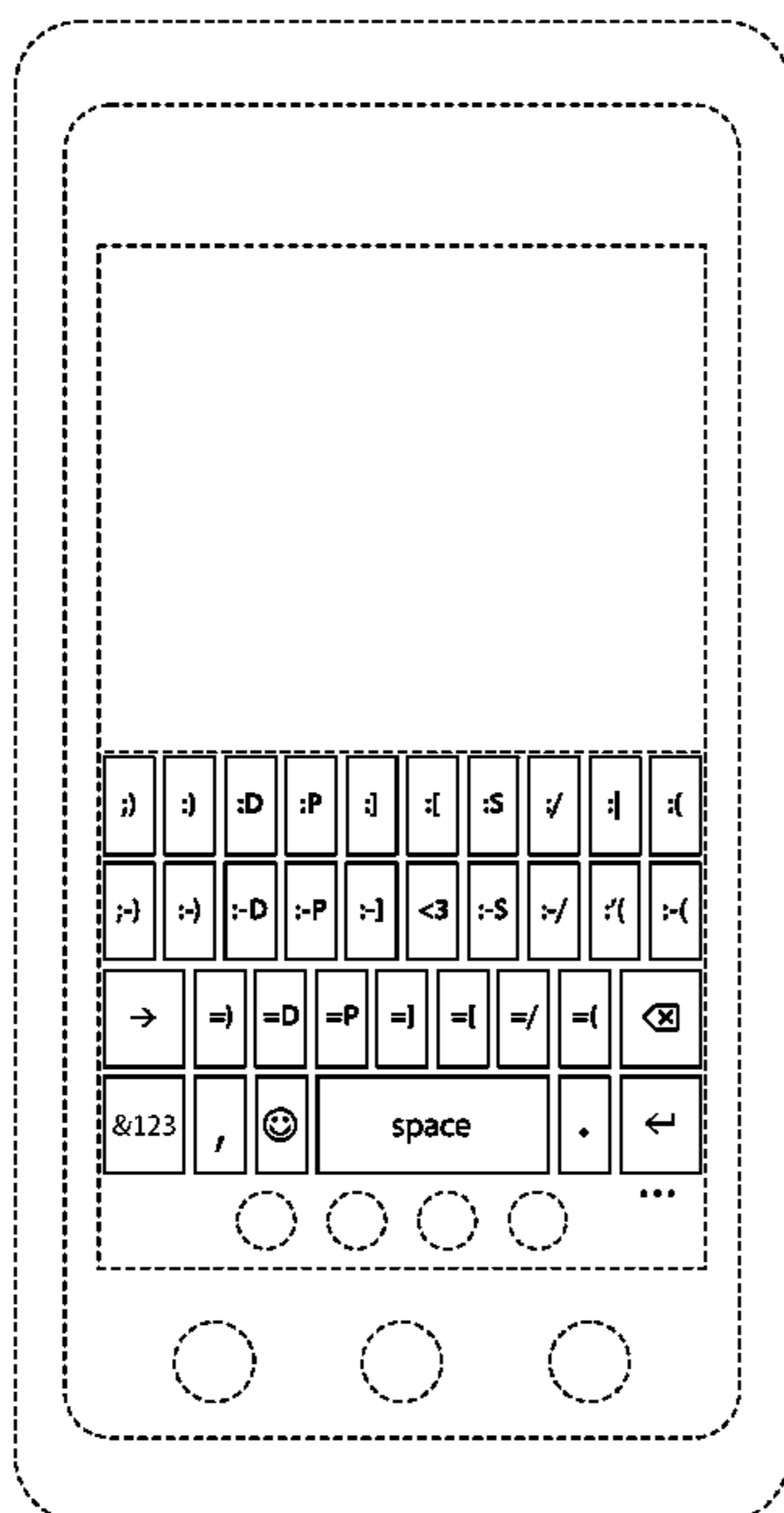
FIG. 2 is a front view of the display screen of FIG. 1 shown on a device;

FIG. 3 is a front view of an alternative embodiment of a display screen with user interface showing our new design; and,

FIG. 4 is a front view of the display screen of FIG. 3 shown on a device.

The broken line showing of the four circles and the remainder of the display screen in FIGS. 1-4, and the device in FIGS. 2 and 4 illustrates unclaimed environment and forms no part of the claimed design.

1 Claim, 4 Drawing Sheets



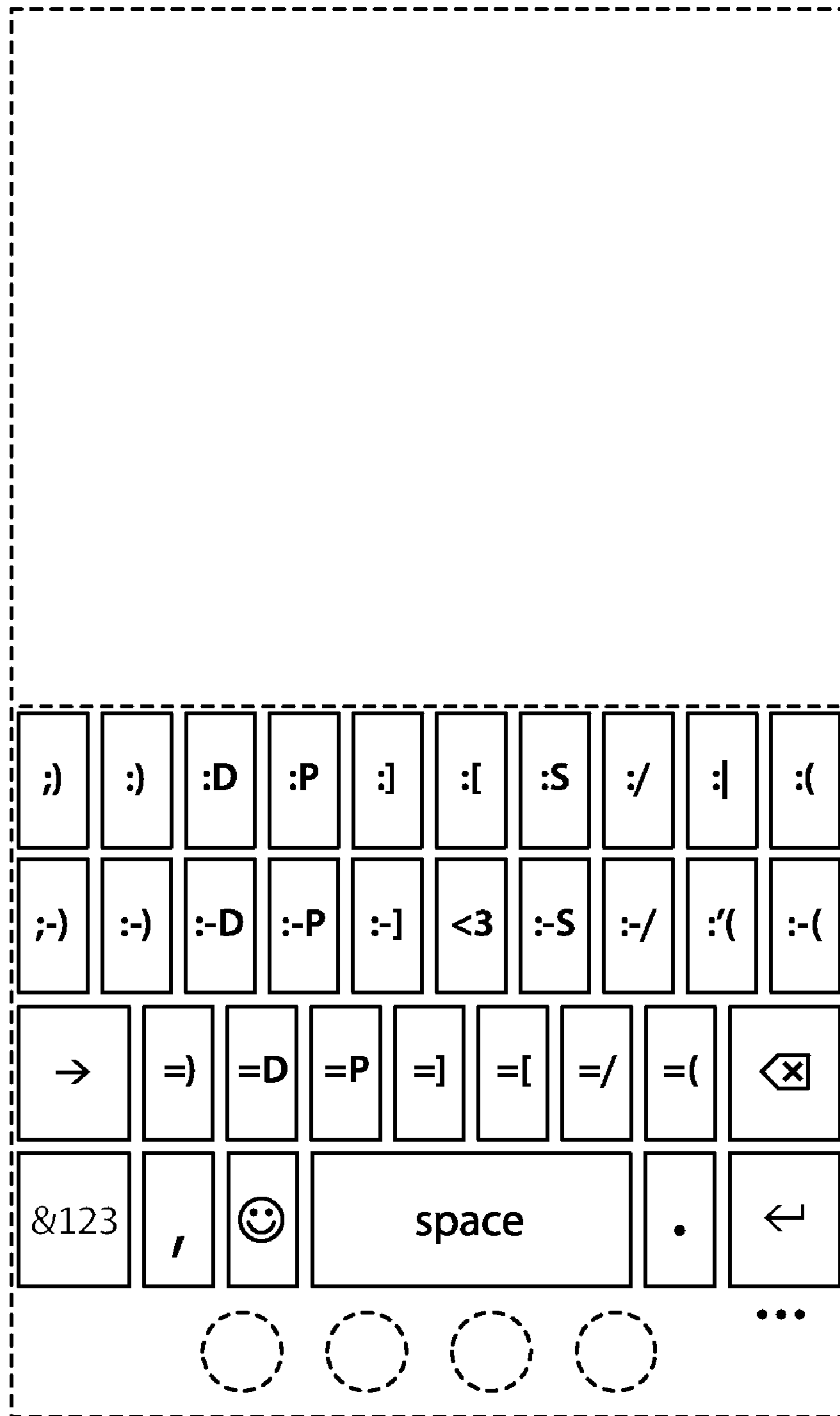


FIG. 1

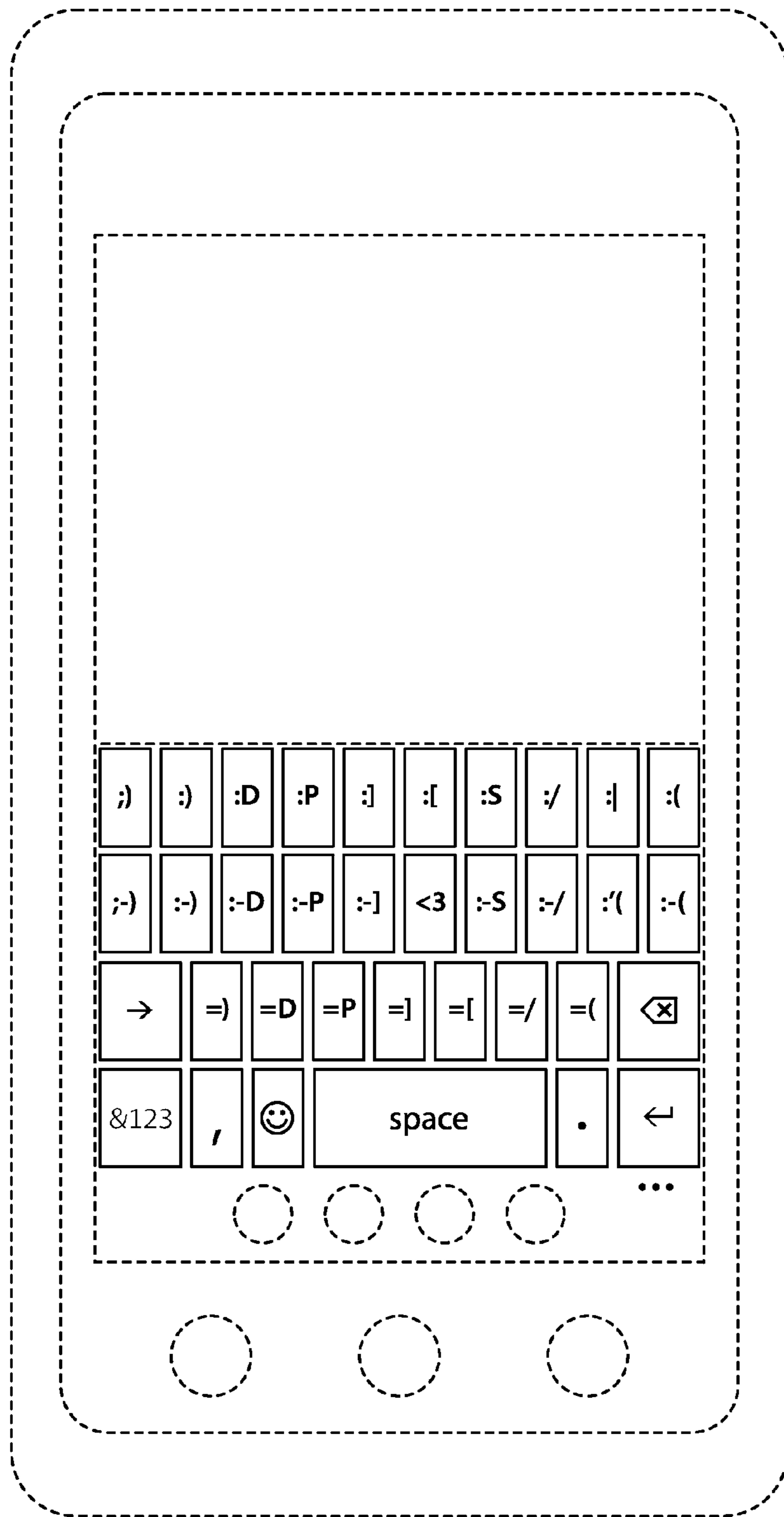


FIG. 2

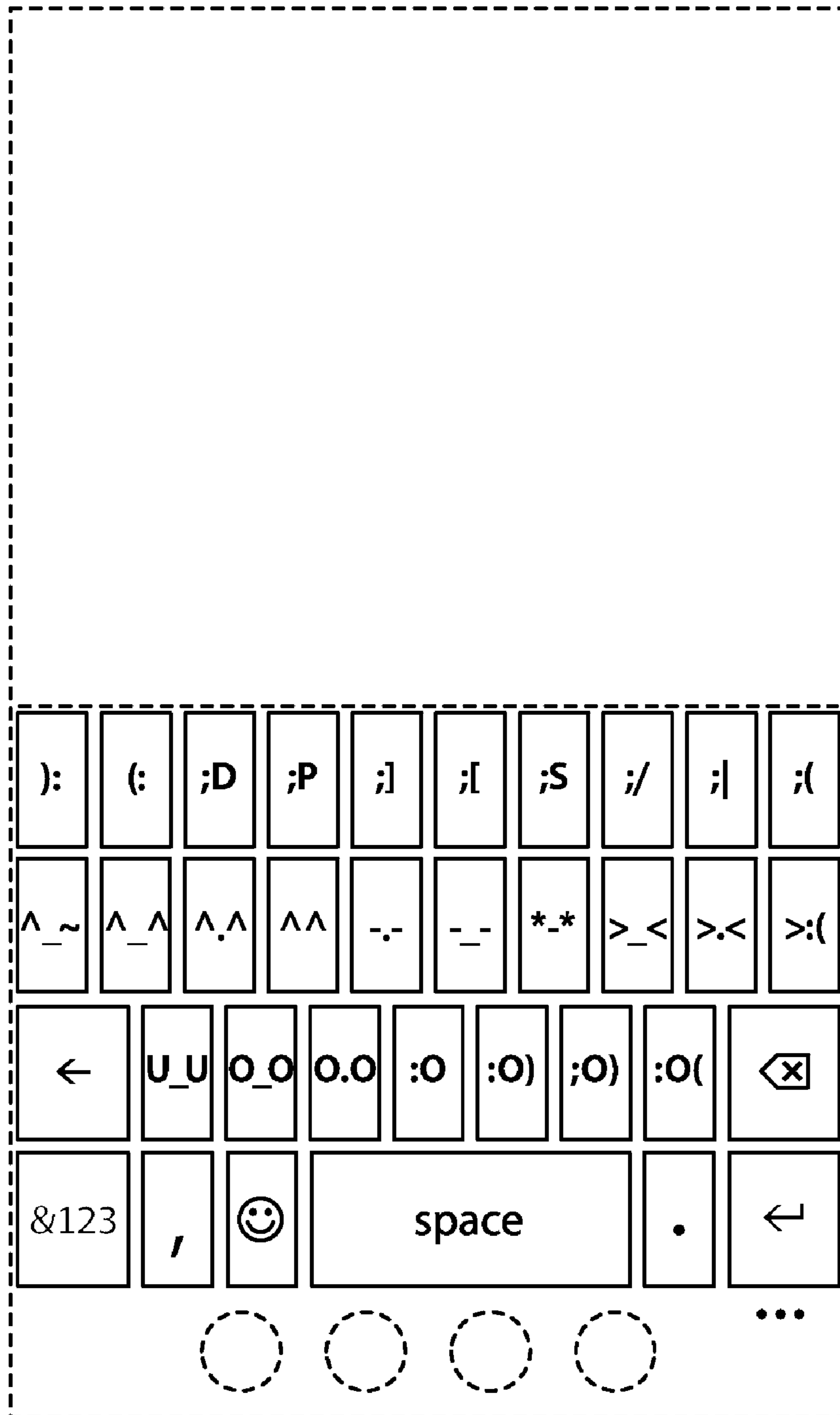


FIG. 3

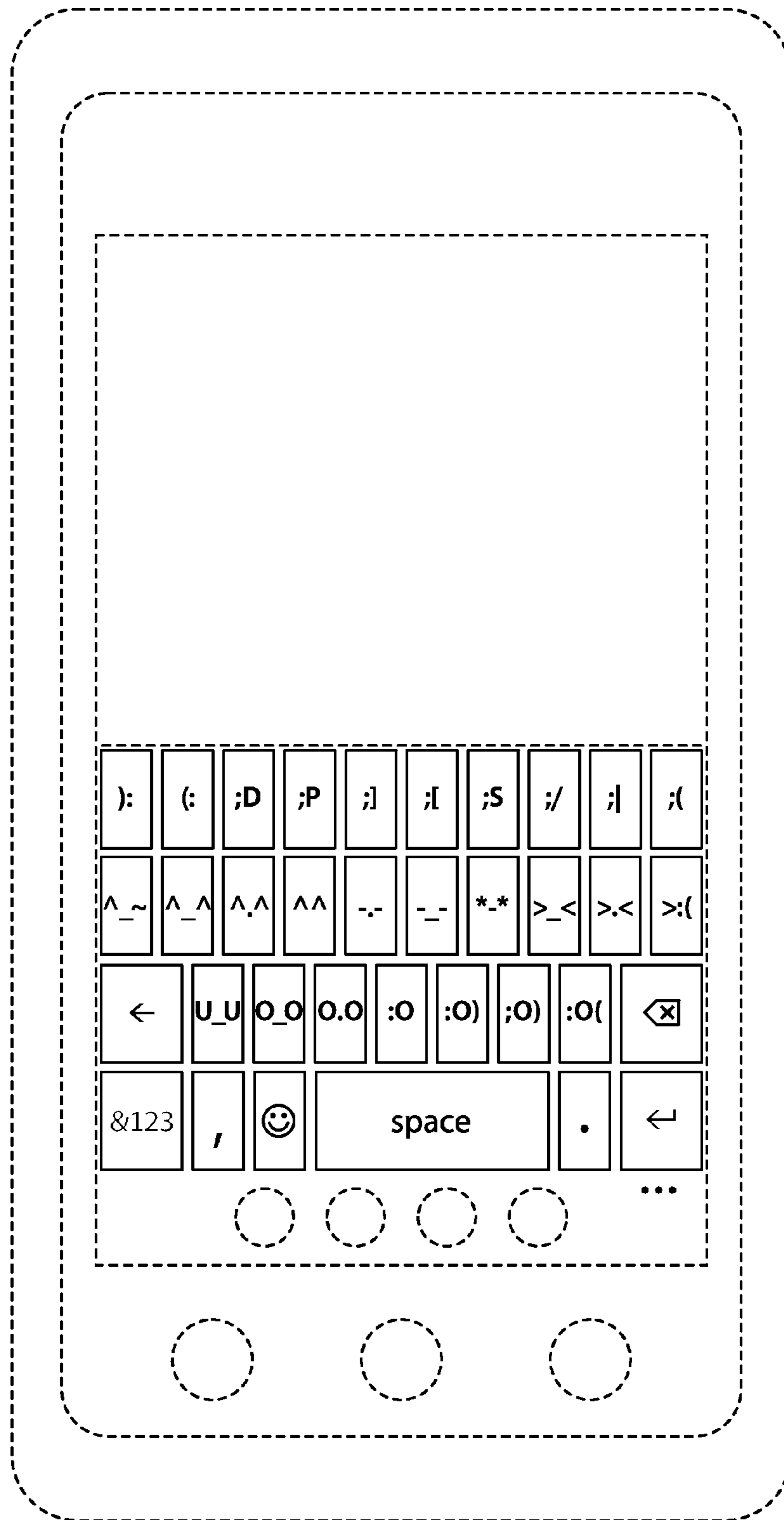


FIG. 4