

US00D640278S

(12) **United States Design Patent**
Woo

(10) **Patent No.:** **US D640,278 S**

(45) **Date of Patent:** **** Jun. 21, 2011**

(54) **DISPLAY SCREEN WITH USER INTERFACE**

(75) Inventor: **Aaron N. Woo**, Seattle, WA (US)

(73) Assignee: **Microsoft Corporation**, Redmond, WA (US)

(**) Term: **14 Years**

(21) Appl. No.: **29/364,635**

(22) Filed: **Jun. 25, 2010**

(51) **LOC (9) Cl.** **32-00**

(52) **U.S. Cl.** **D14/487**

(58) **Field of Classification Search** D14/485-495;
715/700-867

See application file for complete search history.

(56) **References Cited**

U.S. PATENT DOCUMENTS

D396,488	S	*	7/1998	Kunkler	D19/11
D453,937	S	*	2/2002	Wasko et al.	D14/487
D469,444	S	*	1/2003	Ording et al.	D14/487
D480,401	S	*	10/2003	Kahn et al.	D14/488
D525,630	S	*	7/2006	Tocco et al.	D14/486
D544,877	S	*	6/2007	Sasser	D14/486
7,418,663	B2	*	8/2008	Pettinati et al.	715/739
7,430,719	B2	*	9/2008	Pettinati et al.	715/739
D590,415	S	*	4/2009	Ball et al.	D14/486
D590,416	S	*	4/2009	Kochackis	D14/488
D593,112	S	*	5/2009	Danton	D14/485
D594,015	S	*	6/2009	Singh et al.	D14/486
D594,019	S	*	6/2009	Ball et al.	D14/486

D594,468	S	*	6/2009	Bamford et al.	D14/488
7,580,731	B2	*	8/2009	Kim et al.	455/566
D601,157	S	*	9/2009	Motohashi	D14/486
D604,740	S	*	11/2009	Matheny et al.	D14/486
7,620,996	B2	*	11/2009	Torres et al.	726/28
D608,368	S	*	1/2010	Bamford	D14/486
7,721,192	B2	*	5/2010	Milic-Frayling et al.	715/230
D617,804	S	*	6/2010	Hirsch	D14/485
D624,927	S	*	10/2010	Allen et al.	D14/486
D628,206	S	*	11/2010	Lemay	D14/486
D630,649	S	*	1/2011	Tokunaga et al.	D14/487
2006/0242597	A1	*	10/2006	Park	715/810
2008/0201650	A1	*	8/2008	Lemay et al.	715/763

* cited by examiner

Primary Examiner — Cathron C. Brooks

Assistant Examiner — Deanna Fluegeman

(74) *Attorney, Agent, or Firm* — Banner & Witcoff, Ltd.

(57) **CLAIM**

The ornamental design for a display screen with user interface, as shown and described.

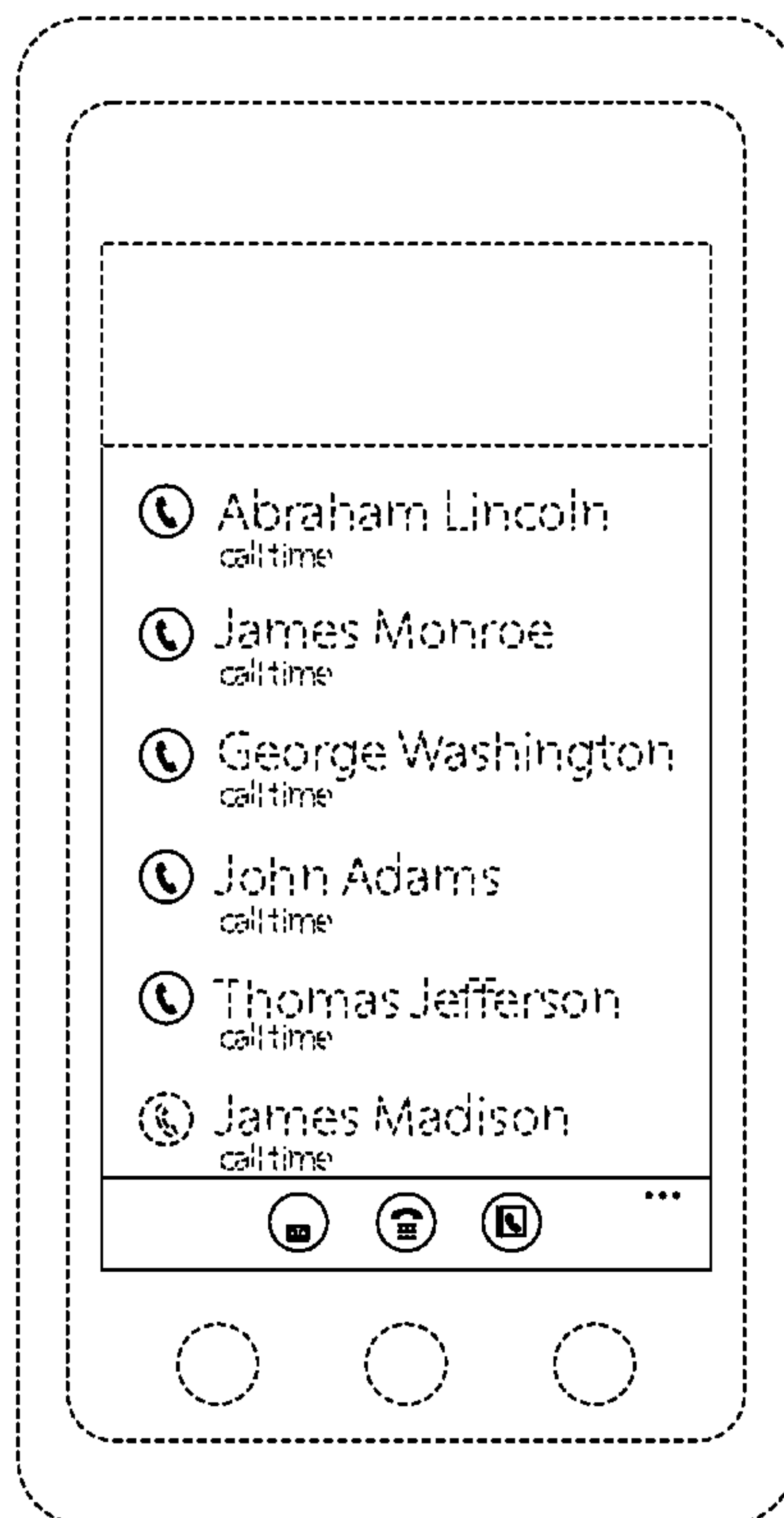
DESCRIPTION

FIG. 1 is a front view of a display screen with user interface showing my new design; and,

FIG. 2 is a front view of the display screen of FIG. 1 shown on a device.

The broken line showing of the alphanumeric characters, a circular-shaped icon, and the remainder of the display screen in FIGS. 1 and 2; and the device in FIG. 2 illustrates unclaimed environment and forms no part of the claimed design.

1 Claim, 2 Drawing Sheets



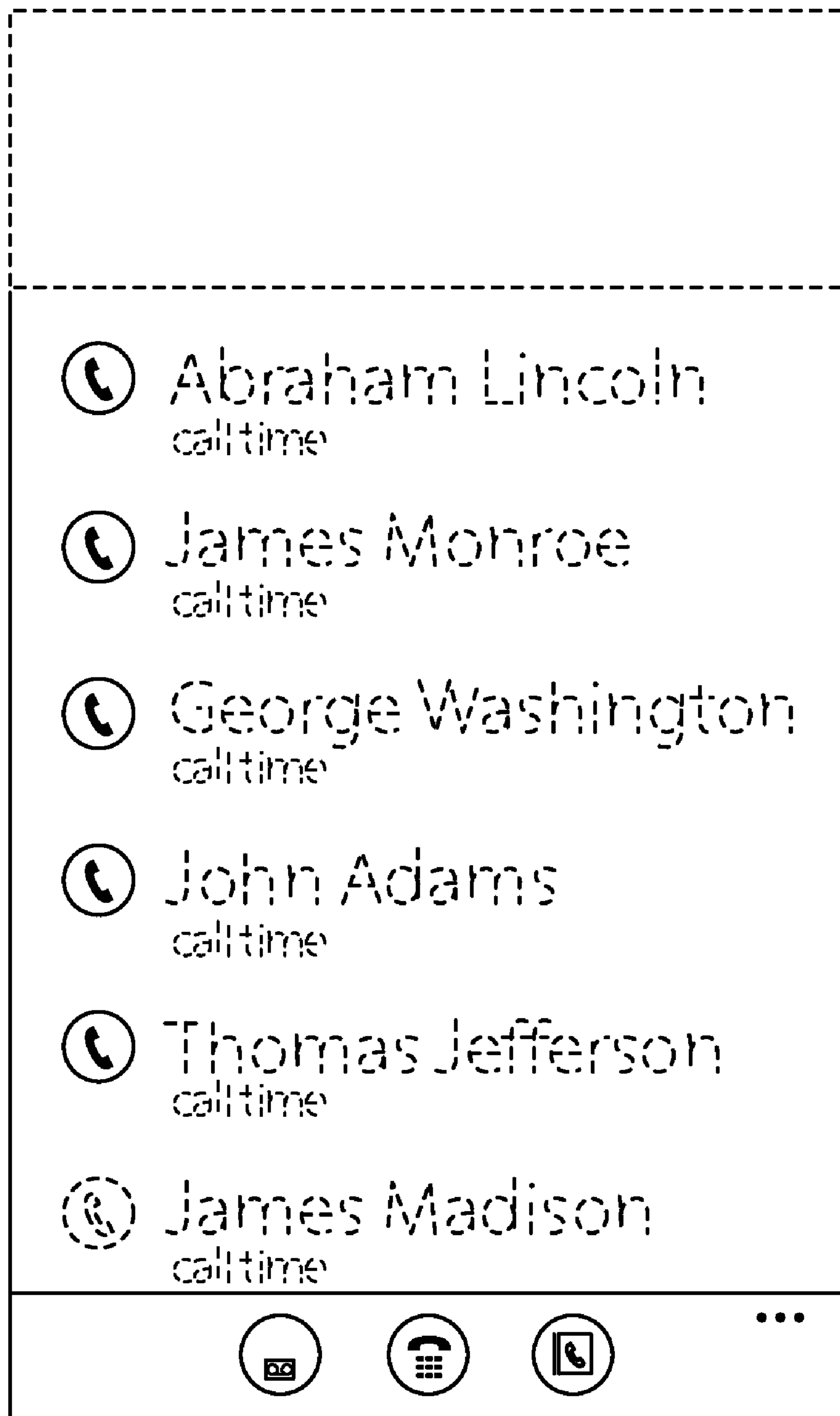


FIG. 1

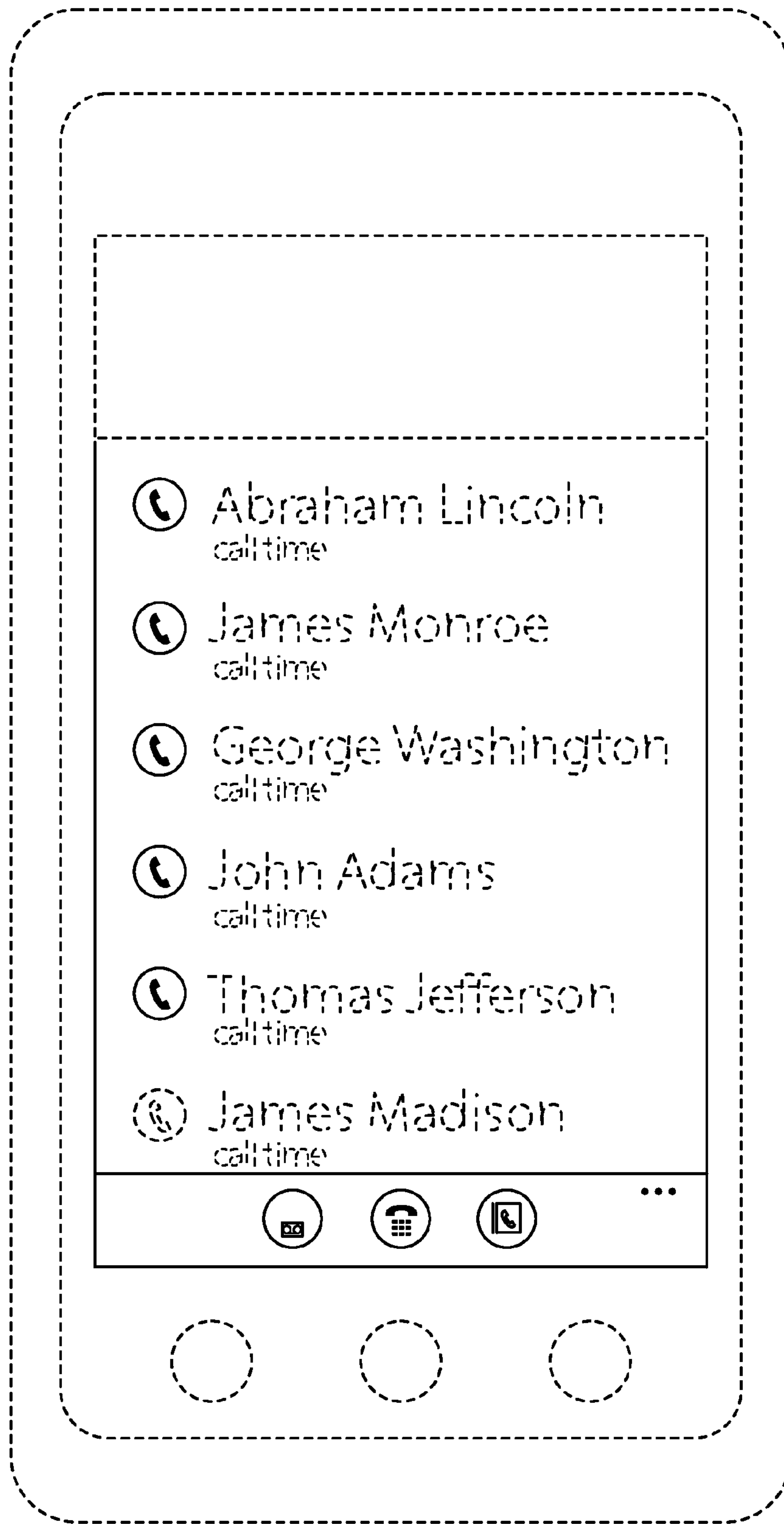


FIG. 2