



US00D640271S

(12) **United States Design Patent**
Frijlink

(10) **Patent No.:** **US D640,271 S**

(45) **Date of Patent:** **** Jun. 21, 2011**

(54) **DISPLAY SCREEN WITH USER INTERFACE**

(75) **Inventor:** **Naud Frijlink**, Seattle, WA (US)

(73) **Assignee:** **Microsoft Corporation**, Redmond, WA (US)

(**) **Term:** **14 Years**

(21) **Appl. No.:** **29/364,576**

(22) **Filed:** **Jun. 25, 2010**

(51) **LOC (9) Cl.** **32-00**

(52) **U.S. Cl.** **D14/487**

(58) **Field of Classification Search** D14/485-495;
715/700-867

See application file for complete search history.

(56) **References Cited**

U.S. PATENT DOCUMENTS

D529,037	S *	9/2006	Koch et al.	D14/486
D531,635	S *	11/2006	Hoefnagels et al.	D14/485
D546,335	S *	7/2007	Vong et al.	D14/485
D546,336	S *	7/2007	Vong et al.	D14/485
D554,652	S *	11/2007	Shen et al.	D14/485
D558,778	S *	1/2008	Okaro et al.	D14/487
7,346,855	B2 *	3/2008	Hellyar et al.	715/783
7,433,920	B2 *	10/2008	Blagsvedt et al.	709/204
D582,936	S *	12/2008	Scalisi et al.	D14/486
D594,018	S *	6/2009	Ball et al.	D14/486
D594,020	S *	6/2009	Ball et al.	D14/486
7,552,387	B2 *	6/2009	Shen et al.	715/716
D598,028	S *	8/2009	Motouji et al.	D14/489

D600,248	S *	9/2009	Scalisi et al.	D14/485
D606,086	S *	12/2009	Agnetta et al.	D14/485
D606,088	S *	12/2009	Yokouchi et al.	D14/486
D607,005	S *	12/2009	Ording et al.	D14/488
D608,364	S *	1/2010	Walsh et al.	D14/485
D617,805	S *	6/2010	Scalisi et al.	D14/485
D618,697	S *	6/2010	Jones et al.	D14/486
D619,612	S *	7/2010	Pueyo et al.	D14/487
D627,365	S *	11/2010	Brinda	D14/488
D631,890	S *	2/2011	Vance et al.	D14/487
2002/0069415	A1 *	6/2002	Humbard et al.	725/52
2006/0026647	A1 *	2/2006	Potrebic et al.	725/53
2010/0180222	A1 *	7/2010	Otsuka et al.	715/768

* cited by examiner

Primary Examiner — Cathron Brooks

Assistant Examiner — Deanna Fluegeman

(74) *Attorney, Agent, or Firm* — Banner & Witcoff, Ltd.

(57) **CLAIM**

The ornamental design for a display screen with user interface, as shown and described.

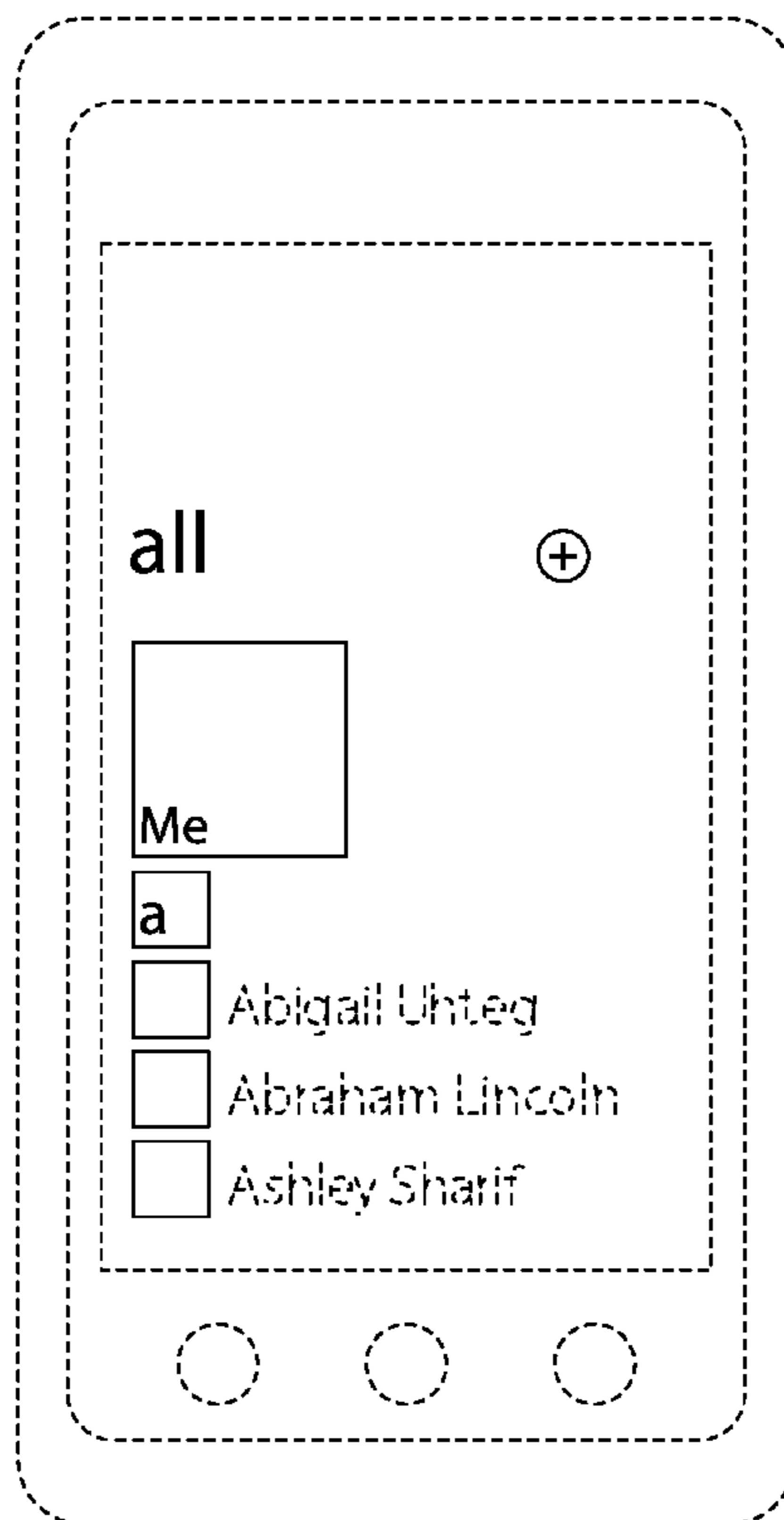
DESCRIPTION

FIG. 1 is a front view of a display screen with user interface showing my new design; and,

FIG. 2 is a front view of the display screen with user interface of FIG. 1 shown on a device.

The broken line showing of the selected alphabetical characters and the remainder of the display screen in FIGS. 1 and 2, and the device having the display screen in FIG. 2 illustrates unclaimed environment and forms no part of the claimed design.

1 Claim, 2 Drawing Sheets



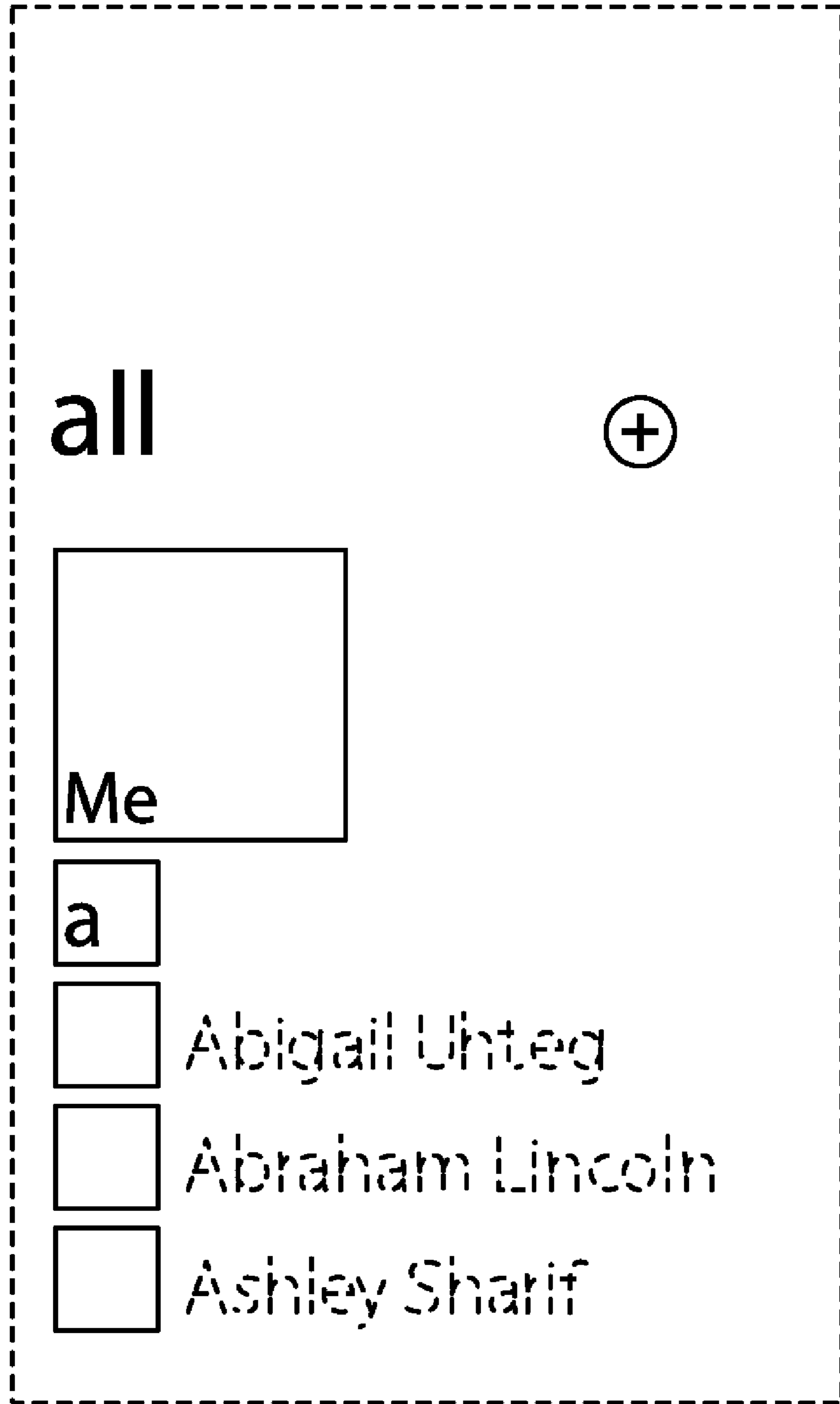


FIG. 1

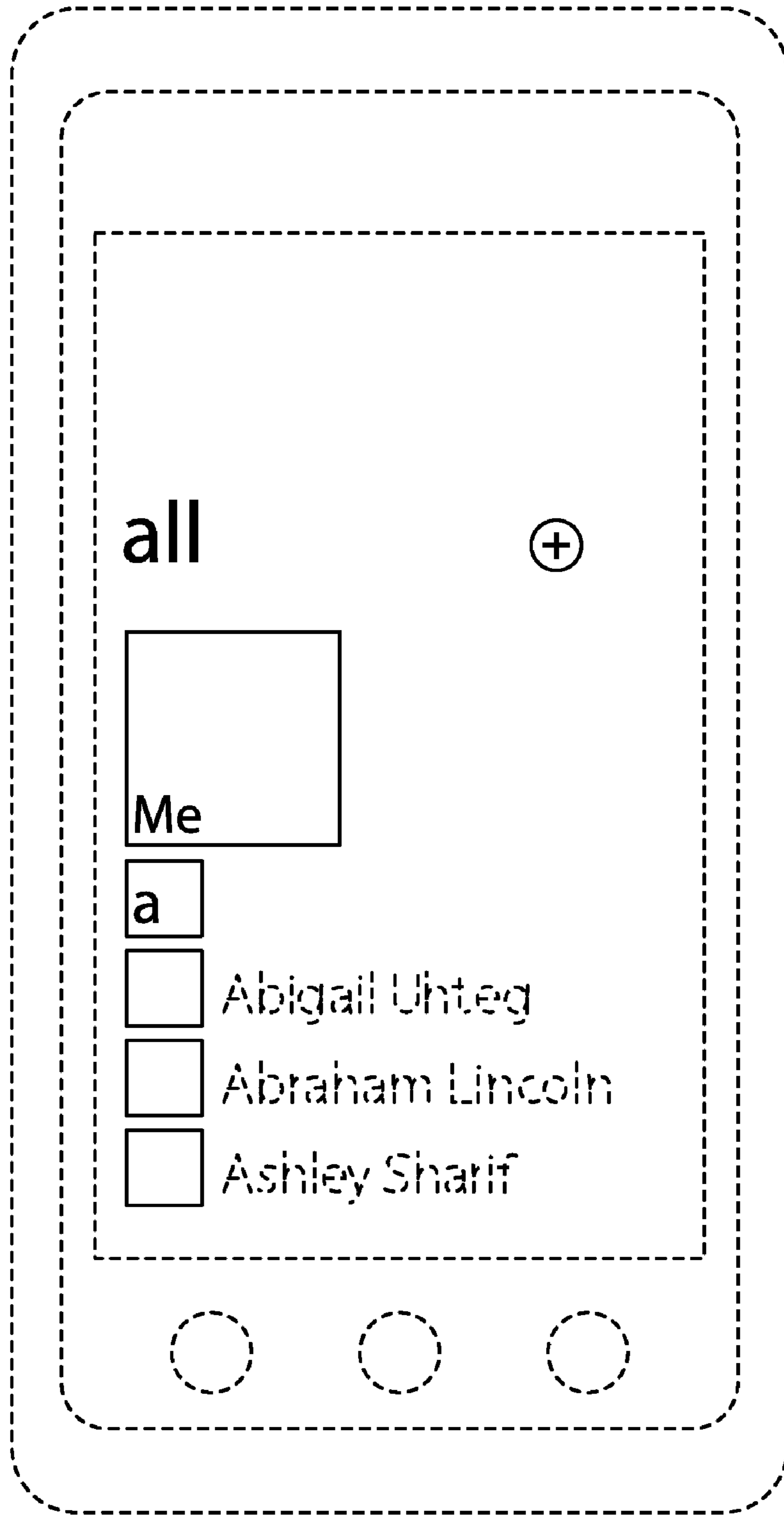


FIG. 2